

■ AC Power
For Business-Critical Continuity™

Liebert SmartSwitch™

A Switching Solution For Reliable, Redundant AC Power



Now You Can Have Dual Cord Dependability For All Your Critical Systems

If your electronics application is one of the many that requires continuous operation — without tolerance for even scheduled downtime — you need the reliability provided by dual power sources.

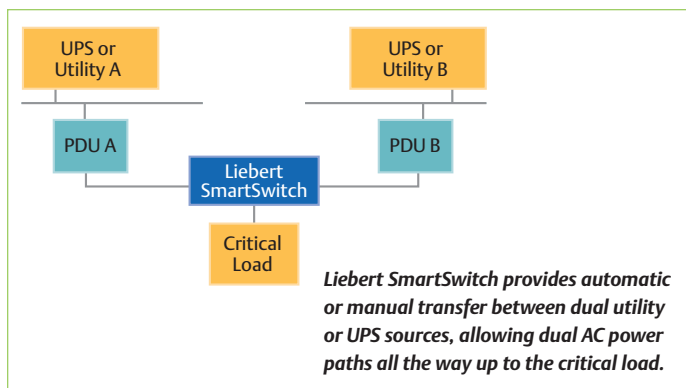
Many of today's servers and other computing systems are equipped with dual power cords...designed to provide built-in redundancy by allowing connection to two separate power sources. In a similar move, facilities are now introducing this level of dual cord reliability to critical equipment that operates on a single power input by supplying two independent electrical feeds. The key to making it all work, however, is to have a dependable switching mechanism to support it.

What Makes A Reliable Switch?

The transfer switch should have proven technology and design features to ensure that it will operate dependably when you need it. The switching mechanism should be easy to configure, install, use and maintain.

A switch needs to operate swiftly and reliably enough to compensate for “fast” power failures such as UPS system failure, circuit breaker trip or operator error — without affecting operation of the protected equipment.

The Liebert SmartSwitch does exactly this by providing rapid switching between two independent AC power sources, for uninterrupted operation of critical electronic equipment.



Liebert SmartSwitch Enhances The Availability Of Power To Your Critical Electronic Equipment

Modeled on proven UPS technology, the Liebert SmartSwitch point-of-use power transfer switch is placed at the most effective spot — the last connection upstream of the protected equipment — allowing dual AC power paths all the way up to the critical load. From design to operation and maintenance, Liebert SmartSwitch has the features that optimize power availability:

Features & Benefits

Flexibility:

- Transfers manually or automatically.
- Allows selection of preferred input source without rewiring or load shutdown.
- Provides integral maintenance bypass to both input sources for servicing convenience.

Higher Availability:

- Switches quickly between two AC power sources, making power transfer time invisible to your protected equipment.
- Allows module replacement without load shutdown, with hot-swap electronics.
- Employs Break-Before-Make switching to eliminate connecting together of the independent power sources, even under faulted conditions.

Lowest Total Cost Of Ownership

- Detects potential switch failures before the problem becomes critical, through diagnostics and transfer tests.

Convenient, from selection to maintenance.

- Choice of output receptacles and connector is available to match your load specifications, simplifying system installation and setup.
- Selectable preferred input feature allows you to determine the normal and alternate power source of your choice without rewiring or load shutdown.
- Integral maintenance bypass to both input sources provides a safe and fast solution to servicing the Liebert SmartSwitch without disturbing your protected equipment.
- Hot swappable electronics module and bypass feature allow your protected equipment to remain up and running, even when the Liebert SmartSwitch module is being replaced or serviced.
- LED indicators provide at-a-glance operating status. Eight output contacts are available for remote status indication. RS232 ASCII communications port allows setpoint control and remote monitoring.
- ETL Listed to UL Standard 1008 for safety.
- CE Mark (50 Hz) — complies with EMC and low voltage directives.

Liebert SmartSwitch includes manual transfer test capability to assure continued proper operation.

The unit is available with your choice of receptacles and connector, simplifying installation and setup.

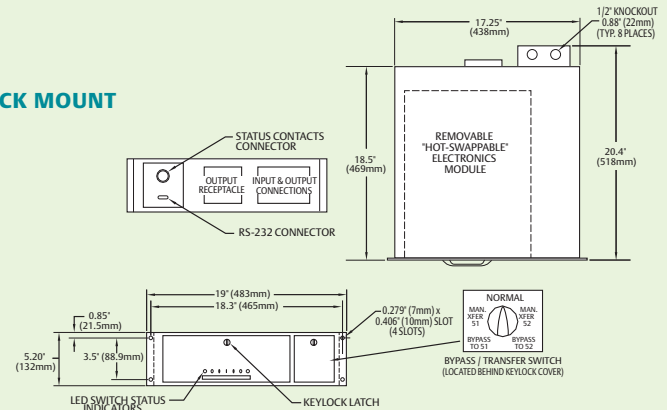


Hot swappable electronics module and bypass feature allow your protected equipment to remain up and running, even when the SmartSwitch is being serviced.

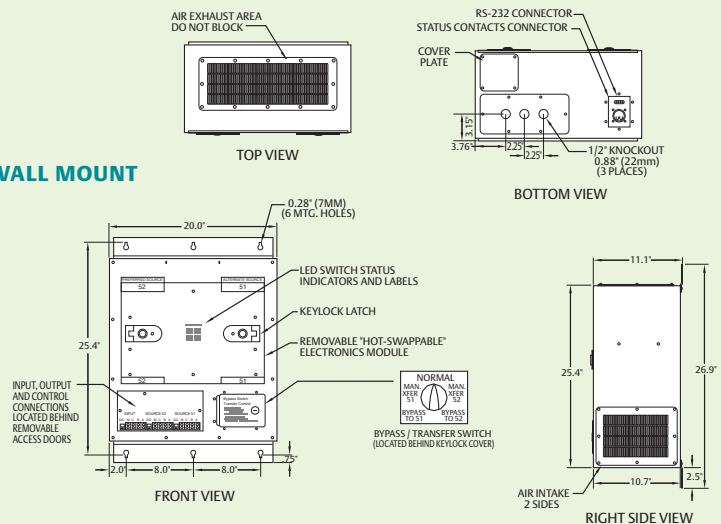
LED indicators provide at-a-glance operating status. Eight output contacts are available for remote status indication. RS232 ASCII communications port allows setpoint control and remote monitoring.

Three different configurations allow the unit to be placed under a raised floor, mounted on a wall or used in a rack, based on your site needs.

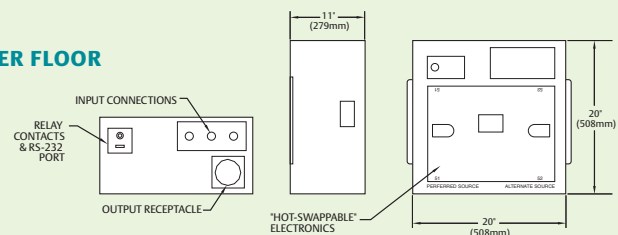
RACK MOUNT



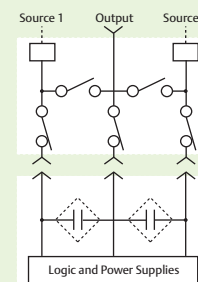
WALL MOUNT



UNDER FLOOR



With separate sections for power connections and electronics, Liebert SmartSwitch can sustain power to the load even when the electronics module is being swapped for service.



Connections and Bypass Section

Hot-Swap Electronics Section

Liebert SmartSwitch™

Technical Specifications

Model	Recept.	Voltage	Freq Hz,	No. of Conductors			Breaker Size*		Amps Cont.	Enc. Type
				Ph.	Neu.	Gnd	Poles	Amps		
SSIBMAR01	3743	208	60	2	—	1	2	20	16	R
SSIBMBU01	3744	208	60	3	—	1	3	15	12	U
SSIBMCU01	3753	208	60	2	—	1	2	30	24	U
SSIBMDU01	3754	208	60	3	—	1	3	30	24	U
SSIBMEU01	7324	208	60	3	—	1	3	60	48	U
SS420R9VU01	420R9V	208	60	3	—	1	3	20	16	U
SS430R9VU01	430R9V	208	60	3	—	1	3	30	24	U
SS460R9VU01	460R9V	208	60	3	—	1	3	60	48	U
SS360R6WU01	360R6W	208	60	2	—	1	2	60	48	U
SS515R2R01	5262	120	60	1	1	1	1	15	12	R
SS515R4R01	(2) 5262	120	60	1	1	1	1	15	12	R
SS520R2R01	5392CN	120	60	1	1	1	1	20	16	R
SS520R4R01	(2) 5392CN	120	60	1	1	1	1	20	16	R
SS530R1U01	9308	120	60	1	1	1	1	30	24	U
SS615R2R01	5662	208	60	2	—	1	2	15	12	R
SS620R2R01	6392CN	208	60	2	—	1	2	20	16	R
SS630R1U01	9330	208	60	2	—	1	2	30	24	U
SS1420R1U01	8410	120/208	60	2	1	1	2	20	16	U
SS1430R1U01	9430	120/208	60	2	1	1	2	30	24	U
SS1520R1U01	8420	208	60	3	—	1	3	20	16	U
SSL515R1R01	4710	120	60	1	1	1	1	15	12	R
SSL515R2R01	4700	120	60	1	1	1	1	15	12	R
SSL520R1R01	2310	120	60	1	1	1	1	20	16	R
SSL520R2R01	(2) 2310	120	60	1	1	1	1	20	16	R
SSL530R1U01	2610	120	60	1	1	1	1	30	24	U
SSL615R1R01	4560	208	60	2	—	1	2	15	12	R
SSL615R2R01	4550	208	60	2	—	1	2	15	12	R
SSL620R1R01	2320	208	60	2	—	1	2	20	16	R
SSL620R2R01	(2) 2320	208	60	2	—	1	2	20	16	R
SSL630R1U01	2620	208	60	2	—	1	2	30	24	U
SSL1420R1U01	2410	120/208	60	2	1	1	2	20	16	U
SSL1430R1U01	2710	120/208	60	2	1	1	2	30	24	U
SSL1520R1U01	2420	208	60	3	—	1	3	20	16	U
SSL1530R1U01	2720	208	60	3	—	1	3	30	24	U
SSL2120R1U01	2510	120/208	60	3	1	1	3	20	16	U
SSL2130R1U01	2810	120/208	60	3	1	1	3	30	24	U
SSFW120R01	none	120	60	1	1	1	1	20	16	R
SSFW130U01	none	120	60	1	1	1	1	30	24	U
SSFW220R01	none	208	60	2	—	1	2	20	16	R
SSFW220NU01	none	120/208	60	2	1	1	2	20	16	U
SSFW230U01	none	208	60	2	—	1	2	30	24	U
SSFW230NU01	none	120/208	60	2	1	1	2	30	24	U
SSFW320U01	none	208	60	3	—	1	3	20	16	U
SSFW320NU01	none	120/208	60	3	1	1	3	20	16	U
SSFW330U01	none	208	60	3	—	1	3	30	24	U
SSFW330NU01	none	120/208	60	3	1	1	3	30	24	U
SSFW360U01	none	208	60	3	—	1	3	60	48	U
SSFW360NU01	none	120/208	60	3	1	1	3	60	48	U
SSFW360NW01	none	120/208	60	3	1	1	3	60	48	W
SSFW360NX01	none	120/208	60	3	1	1	3	60	48	W
SSFW116R01x	none	230	50	1	1	1	1	16	16	R
SSFW150U01x	none	230	50	1	1	1	1	50	50	U
SSFW325U01x	none	400	50	3	—	1	3	25	25	U
SSFW325NU01x	none	400/230	50	3	1	1	3	25	25	U
SSFW350U01x	none	400	50	3	—	1	3	50	50	U
SSFW350W01x	none	400	50	3	—	1	3	50	50	W
SSFW350X01x	none	400	50	3	—	1	3	50	50	W

* Supply branch breaker not included in Liebert SmartSwitch. Consult factory for other receptacles.

Liebert Corporation

1050 Dearborn Drive
P.O. Box 29186
Columbus, Ohio 43229
800 877 9222 Phone (U.S. &
Canada Only)
614 888 0246 Phone (Outside U.S.)
614 841 6022 FAX

Via Leonardo Da Vinci 8
Zona Industriale Tognana
35028 Piove Di Sacco (PD)
Italy
39 049 9719 111 Phone
39 049 5841 257 FAX

Emerson Network Power Asia Pacific
7/F., Dah Sing Financial Centre
108 Gloucester Rd, Wanchai
Hong Kong
852 25722201 Phone
852 28029250 FAX

liebert.com

24 x 7 Tech Support

800 222 5877 Phone
614 841 6755 (outside U.S.)

While every precaution has been taken to ensure accuracy and completeness in this literature, Liebert Corporation assumes no responsibility, and disclaims all liability for damages resulting from use of this information or for any errors or omissions.

© 2007 Liebert Corporation. All rights reserved throughout the world. Specifications subject to change without notice.

All names referred to are trademarks or registered trademarks of their respective owners.

® Liebert and the Liebert logo are registered trademarks of the Liebert Corporation.

SL-20300 (R10/07) Printed in USA

Emerson Network Power.

The global leader in enabling
Business-Critical Continuity™.

- AC Power
- Connectivity
- DC Power
- Embedded Computing
- Embedded Power
- Monitoring
- Outside Plant
- Power Switching & Controls
- Precision Cooling
- Racks & Integrated Cabinets
- Services
- Surge Protection

Emerson Network Power.com

Business-Critical Continuity, Emerson Network Power and the Emerson Network Power logo are trademarks and service marks of Emerson Electric Co. ©2007 Emerson Electric Co.