

NetSure™ 802 Series

DC Power System

Description

The modular NetSure™ 802 power system is made up of an assortment of bays that can be configured to meet any large -48 Volt power requirement from 1000 A to 16,000 A. The basic power unit is a nominal 200 A rectifier capable of up to 220 amps each at current limit. The system accommodates up to 10 rectifiers per bay, and the bays can be configured for distributed or centralized applications. There are also bays configured to retrofit 200 amp and 400 amp ferro rectifiers with minimum AC infrastructure cost.

Requester Contact Information:
Name:*
Title:*
Company:*
Email/Phone:*

* These are required fields. Please complete before submitting the form.

Table of Contents

- Step 1. Select System Frame(s), Main Bay or Supplemental Bay2
- Step 2. Optional - Select Distribution Frame2
- Step 3. Select Input Voltage Source (AC Input Source).....2
- Step 4. Select Rectifier Model3
- Step 5. Optional - Select AC Service Cabinet (PDSC)3
- Step 6. Optional - Select Transient Voltage Surge Suppression3
- Step 7. Select Controller Accessory Cards4
- Step 8. Select LMS1000 Monitoring Options4
- Step 8a. Select LMS1000 Card/Software Options.....5
- Step 9. Select DC Distribution Device Types.....6
- Step 9a. Choose TPL Style Fuses.....6
- Step 9b. Choose GJ/218 Style Breakers7
- Step 9c. Choose Bullet-Type Circuit Breakers and Adapter Kit.....8
- Step 9d. Choose TLS/TPS Fuses with Bullet-Type Fuse Holders..... 10
- Step 10. Optional - Select Small Distribution for Distribution Bay..... 11
- Step 11. Optional - Select Internal Return Bar (as needed)..... 12
- Step 12. Optional - Select External Termination Bus Assembly 13
- Step 13. Optional - Select External Return Bar Option 14
- Step 14. Order Accessories (as needed)..... 15

Note: Click on the step above to jump to that page. To return to the Table of Contents, click on the main title of any page.



NetSure™ 802 Power Bay



Power Bay with Distribution Bay



200 A Ferro Retrofit Power Bay



400 A Ferro Retrofit Power Bay

For additional information or questions visit or call:

Web: www.EmersonEnergy.com ■ **Tel:** 1-800-800-1280 (USA and Canada)



Step 1. Select System Frame(s), Main Bay or Supplemental Bay

Select one, quantity of one per system.

List Number	Emerson Part Number	Description	Qty.	Notes
List 1	58214000001	Main power/distribution frame, equip for individual AC feed per rectifier		(1) Main frame type required per system. Maximum of 10 rectifiers/bay.
List 2	58214000002	Main power/distribution frame, equip for bulk AC feed per frame		Must select AC service cabinet option in Step 5.
List 3*	58214000003	Main power bay frame, 5 discrete AC inputs per bay (5 feed) for 400 A ferro retrofit application		(1) Main frame type required per system. Maximum of 10 rectifiers/bay.
List 4*	58214000004	Main power bay frame, 2 discrete AC inputs per bay (2 feed)		(1) Main frame type required per system. Maximum of 10 rectifiers/bay.
List 5*	58214000005	Main power bay frame, individual AC inputs per rectifier (10 feed) for 200 A Ferro retrofit applications or direct feed from existing AC PDSC		(1) Main frame type required per system. Maximum of 10 rectifiers/bay.

* Must be used with external main battery termination bars.

Select quantity as needed per system.

List Number	Emerson Part Number	Description	Qty.	Notes
List 11	58214000011	Secondary power/distribution frame, equip for individual AC feed per rectifier		Order as required. Maximum of 10 rectifiers/bay. System can support up to (9) secondary frames as needed.
List 12	58214000012	Secondary power/distribution frame, equip for bulk AC feed per frame		Must select AC service cabinet option in Step 5. Order as required. Maximum of 10 rectifiers/bay. System can support up to (9) secondary frames as needed.
List 13*	58214000013	Secondary power bay frame, 5 discrete AC inputs per bay (5 feed) for 400 A ferro retrofit application		Order as required. Maximum of 10 rectifiers/bay. System can support up to (9) secondary frames as needed.
List 14*	58214000014	Secondary power bay frame, 2 discrete AC inputs per bay (2 feed)		Order as required. Maximum of 10 rectifiers/bay. System can support up to (9) secondary frames as needed.
List 15*	58214000015	Secondary power bay frame, individual AC inputs per rectifier (10 feed) for 200 A Ferro retrofit applications or direct feed from existing AC PDSC		Order as required. Maximum of 10 rectifiers/bay. System can support up to (9) secondary frames as needed.

* Must be used with external main battery termination bars.

Step 2. Optional - Select Distribution Frame

Select quantity as needed if applicable.

List Number	Emerson Part Number	Description	Qty.	Notes
List 16*	58214000016	Distribution frame, no rectification		Order as required. System can support up to (5) distribution frames as needed.

* Must be used with external main battery termination bars.

Step 3. Select Input Voltage Source (AC Input Source)




Select one, quantity of one.

List Number	Emerson Part Number	Description	Qty.	Rack Space
List 0A	5821400000A	480 VAC, 3 phase input (4-wire circuit)		
List 0B	5821400000B	208 VAC, 3 phase input (4-wire circuit)		

For additional information or questions visit or call:

Web: www.EmersonEnergy.com ■ Tel: 1-800-800-1280 (USA and Canada)

Step 4. Select Rectifier Model

List Number	Emerson Part Number	Description	Qty.	Rack Space	Pictorial
n/a	486534003*	High efficiency 200 amp eSure™ rectifier R4812000Le (208 VAC), 3 phase input			
n/a	486532603*	High efficiency 200 amp eSure™ rectifier R4812000e (480 VAC), 3 phase input			
n/a	486532602*	200 amp rectifier R4811600 (480 VAC)			

* 200 A is nominal rating. These units are capable of current limiting up to 220 A each.

Step 5. Optional - Select AC Service Cabinet (PDSC)

Must be selected if List 2 or List 12 was selected in Step 1.

List Number	Emerson Part Number	Description	Qty.	Notes
List 30	58214000030	480 VAC input bolt-on PDSC (22 kAIC rated breakers)		Select the quantity of cabinets needed by to total number of List 2 and List 12's needed in total.
List 31	58214000031	480 VAC input bolt-on PDSC (65 kAIC rated breakers)		Select the quantity of cabinets needed by to total number of List 2 and List 12's needed in total.
List 32	58214000032	208 VAC input bolt-on PDSC (65 kAIC rated breakers)		Select the quantity of cabinets needed by to total number of List 2 and List 12's needed in total.

Step 6. Optional - Select Transient Voltage Surge Suppression (TVSS)

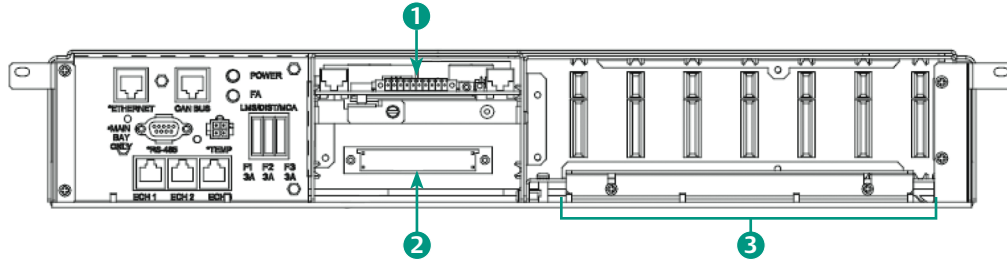
Must be selected if Lists 2, 4, 12 or 14 were selected in Step 1.

List Number	Emerson Part Number	Description	Qty.	Notes
List 35	58214000035	480 VAC input surge suppression for use in the PDSC cabinet		For use with List 30 or 31 AC service cabinets only. (1) required for each AC service cabinet.
List 36	58214000036	208 VAC input surge suppression for use in the PDSC cabinet		For use with List 32 AC service cabinets only. (1) required for each AC service cabinet.
List 37	58214000037	480 VAC input surge suppression for use in the power bays (List 4 and 14)		For use with List 4 and 14 when equipped for 480 VAC input.
List 38	58214000038	208 VAC input surge suppression for use in the power bays (List 4 and 14)		For use with List 4 and 14 when equipped for 208 VAC input.

For additional information or questions visit or call:

Web: www.EmersonEnergy.com ■ Tel: 1-800-800-1280 (USA and Canada)

LMS 1000 – Lorain® Monitoring Unit



1 MCA Circuit Card, (Primary Bay)
List 1, 2, 3, 4, 5

Router Circuit Card (Secondary Bay)
List 11, 12, 13, 14, 15

2 Optional LMS Main CPU Circuit
Card, List 50
or
Optional LMS Expansion CPU
Circuit Card, List 63

3 Available MCA Input/Output (I/O)
Circuit Cards:
– MCA Customer Alarm Relay Card
(6 Form-C Contacts), List 70
– MCA Analog Input/Output and
Binary Input Circuit Card, List 71

Step 7. Select Controller Accessory Cards

Select one, quantity of one, if desired.

List Number	Emerson Part Number	Description	Qty.	Notes
List 70	58214000070	MCA alarm relay card		Provide (6) Form-C alarm user defined output relays. (Each primary frame is factory equipped with [2]).
List 71	58214000071	MCA analog and binary I/O card		Provide (4) binary inputs plus (1) analog input and (1) analog output signal .

Step 8. Select LMS1000 Monitoring Options

Select List 50 for all main bays (lists 1-5). Select list 63 for supplemental bays if required.

List Number	Emerson Part Number	Description	Qty.	Notes
List 50	58214000050	LMS1000 main CPU card		Order 1 list 50 for each main bay ordered (lists 1, 2, 3, 4 or 5).
List 63	58214000063	LMS1000 CPU expansion card		Requires the main CPU card. This option mounts into the LMS chassis slot for all supplemental bays to enable all LMS cards in expansion bays.

Note: Refer to SAG586505000 for additional LMS options.

For additional information or questions visit or call:

Web: www.EmersonEnergy.com ■ **Tel:** 1-800-800-1280 (USA and Canada)

Step 8a. Select LMS1000 Card/Software Options

Select at least 1 analog card for battery monitoring (58650500020) and 1 binary card for battery disconnect status (58650500031). Order additional cards as necessary.

List Number	Emerson Part Number	Description	Qty.	Notes
LMS 1000 Cards – Select quantity as needed				
n/a	58650500020	Four (4) channel analog input card		Select the required amount and type of current limit resistor kits (List BA, BB, or BC) or in-line fuse kits (List BE, BF, or 535135)
n/a	58650500021	Eight (8) channel temperature input card		Select the required amount and type of temperature sensors (List ST or SU)
n/a	58650500022	Eight (8) channel analog input card		Select the required amount and type of current limit resistor kits (List BA, BB, or BC)
n/a	58650500023	Twelve (12) channel analog input card - battery cell voltage		Select the required amount and type of in-line fuse kits (List BE, BF, or 535135)
n/a	58650500030	Four (4) channel binary input card		
n/a	58650500031	Eight (8) channel binary input card		
n/a	58650500040	Four (4) channel Form-C relay output card		
n/a	58650500070	Modem circuit card		
Software Options – Select as many below as required				
n/a	58650500078	LMS dual MCA interface software option		Select the required amount and type of current limit resistor kits (List BA, BB, or BC) or in-line fuse kits (List BE, BF, or 535135).
n/a	58650500079	Gateway port software option		Select the required amount and type of temperature sensors (List ST or SU).
n/a	58650500086	TL1/X.25 software option		
n/a	58650500087	Power metering software option		
n/a	58650500090	TL1 (over Ethernet) software option		
Accessories – Select as many below as required				
n/a	586505000BA	Current limit resistor kit, 3/8" ring lug		Provides (25) shunt inputs. Maximum quantity of one per bay. For use with GJ/218 breakers with shunts or TPH or TPL-B fuse panels with shunts. Mounts internal to power system.
n/a	586505000BB	Current limit resistor kit, splice		Provides (25) shunt inputs. Maximum quantity of one per bay. For use with GJ/218 breakers with shunts or TPH or TPL-B fuse panels with shunts. Mounts internal to power system.
n/a	586505000BC	Current limit resistor kit, 5/16" ring lug		Provides (8) temperature inputs. Maximum quantity of eight per system. Mounts external to power system.
n/a	586505000BE	In-line fuse kit, 3/8" ring lug		Provides temperature monitoring and alarming for battery or ambient. Battery-assigned probes provide temperature compensation and battery thermal runaway management. Comprised of 0.3 m length sensor and 10 m length extension.
n/a	586505000BF	In-line fuse kit, 5/16" ring lug		Provides temperature monitoring and alarming for battery or ambient. Battery-assigned probes provide temperature compensation and battery thermal runaway management. Comprised of 0.3 m length sensor and 10 m length extension.
n/a	535135	In-line fuse kit, 1/4" ring lug, 3/8" ring lug, 5/16" ring lug, or butt splice		Provides temperature monitoring and alarming for battery or ambient. Battery-assigned probes provide temperature compensation and battery thermal runaway management. Comprised of 0.3 m length sensor and 10 m length extension.
n/a	586505000ST	Temperature sensor, mounts to a 5/16" or M8 battery post		Provides temperature monitoring and alarming for battery or ambient. Battery-assigned probes provide temperature compensation and battery thermal runaway management. Comprised of 0.3 m length sensor and 10 m length extension.
n/a	586505000SU	Temperature sensor, mounts to a 1/4" or M6 battery post		Provides temperature monitoring and alarming for battery or ambient. Battery-assigned probes provide temperature compensation and battery thermal runaway management. Comprised of 0.3 m length sensor and 10 m length extension.

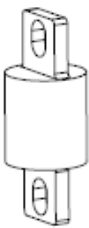
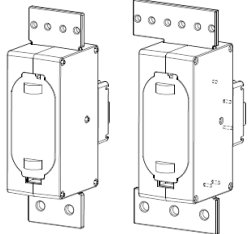
For additional information or questions visit or call:

Web: www.EmersonEnergy.com ■ Tel: 1-800-800-1280 (USA and Canada)

Step 9. Select DC Distribution Device Types

Select quantity and type as needed.

Step 9a. Choose TPL Style Fuses

List Number	Emerson Part Number	Description	Qty.	Poles Used	Notes	Pictorial
n/a	248251500	Fuse, TPL-C, 70 A		2	Uses (1) 514403 fuseholder	
n/a	248252000	Fuse, TPL-C, 80 A		2	Uses (1) 514403 fuseholder	
n/a	248252600	Fuse, TPL-B, 100 A		2	Uses (1) 514403 fuseholder	
n/a	248253300	Fuse, TPL-B, 150 A		2	Uses (1) 514403 fuseholder	
n/a	248254000	Fuse, TPL-B, 200 A		2	Uses (1) 514403 fuseholder	
n/a	248254500	Fuse, TPL-B, 225 A		2	Uses (1) 514403 fuseholder	
n/a	248255000	Fuse, TPL-B, 250 A		2	Uses (1) 514403 fuseholder	
n/a	248255700	Fuse, TPL-C, 300 A		2	Uses (1) 514403 fuseholder	
n/a	248257000	Fuse, TPL-C, 400 A		2	Uses (1) 514403 fuseholder	
n/a	248258000	Fuse, TPL-C, 500 A		2	Uses (1) 514403 fuseholder	
n/a	248259000	Fuse, TPL-C, 600 A		2	Uses (1) 514403 fuseholder	
n/a	102901	Fuse, TPL-C, 800 A		3	Uses (1) 514404 fuseholder	
For each fuse needed, order (1) 248610301 GMT alarm fuse (18/100 A) and (1) 248898700 GMT fuse safety cover.						
n/a	248610301	GMT alarm fuse, 18/100 A				
n/a	248898700	GMT fuse safety cover				
For each fuse needed, order (1) of the listed fuseholders; for all fuses 600 A or less, the 514403 is the recommended device.						
n/a	514403	TPL fuse holder, 600 A max				
n/a	514404	TPL fuse holder, 800 A max				

For additional information or questions visit or call:

Web: www.EmersonEnergy.com ■ Tel: 1-800-800-1280 (USA and Canada)

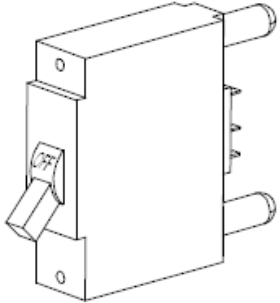
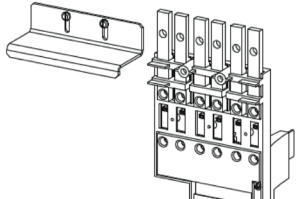
Step 9b. Choose GJ/218 Style Breakers

List Number	Emerson Part Number	Description	Qty.	Poles Used	Power/Dist. Bay Lug Adapter	Distribution Only Bay Lug Adapter	Pictorial
Electrical Trip Alarm (White Handle) GJ/218 Style Breakers with Internal Shunt							
n/a	513766	100 A circuit breaker, E-trip		1	520891	Not required	
n/a	513768	125 A circuit breaker, E-trip		1	520891	Not required	
n/a	513770	150 A circuit breaker, E-trip		1	520891	Not required	
n/a	513772	175 A circuit breaker, E-trip		1	520891	Not required	
n/a	513774	200 A circuit breaker, E-trip		1	520891	Not required	
n/a	513776	225 A circuit breaker, E-trip		1	520891	Not required	
n/a	513778	250 A circuit breaker, E-trip		1	520891	Not required	
n/a	513780	300 A circuit breaker, E-trip		2	520892	529132	
n/a	513782	350 A circuit breaker, E-trip		2	520892	529132	
n/a	513784	400 A circuit breaker, E-trip		2	520892	529132	
n/a	513786	450 A circuit breaker, E-trip		3	520893	529131	
n/a	513788	500 A circuit breaker, E-trip		3	520893	529131	
n/a	513790	600 A circuit breaker, E-trip		3	520893	529131	
n/a	513792	800 A circuit breaker, E-trip		4	520894	534420	
Electrical/Mechanical Trip Alarm (Black Handle) GJ/218 Style Breakers with Internal Shunt							
n/a	513767	100 A circuit breaker, E/M-trip		1	520891	Not required	
n/a	513769	125 A circuit breaker, E/M-trip		1	520891	Not required	
n/a	513771	150 A circuit breaker, E/M-trip		1	520891	Not required	
n/a	513773	175 A circuit breaker, E/M-trip		1	520891	Not required	
n/a	513775	200 A circuit breaker, E/M-trip		1	520891	Not required	
n/a	513777	225 A circuit breaker, E/M-trip		1	520891	Not required	
n/a	513779	250 A circuit breaker, E/M-trip		1	520891	Not required	
n/a	513781	300 A circuit breaker, E/M-trip		2	520892	529132	
n/a	513783	350 A circuit breaker, E/M-trip		2	520892	529132	
n/a	513785	400 A circuit breaker, E/M-trip		2	520892	529132	
n/a	513787	450 A circuit breaker, E/M-trip		3	520893	529131	
n/a	513789	500 A circuit breaker, E/M-trip		3	520893	529131	
n/a	513791	600 A circuit breaker, E/M-trip		3	520893	529131	
n/a	513793	800 A circuit breaker, E/M-trip		4	520894	534420	

For additional information or questions visit or call:

Web: www.EmersonEnergy.com ■ Tel: 1-800-800-1280 (USA and Canada)

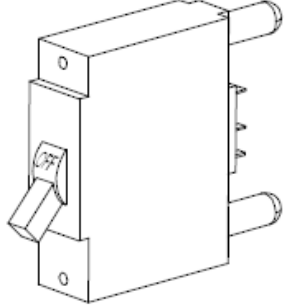
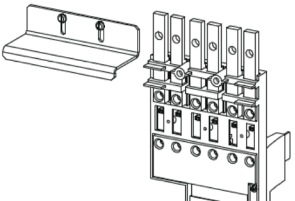
Step 9c. Choose Bullet-Type Circuit Breakers and Adapter Kit

List Number	Emerson Part Number	Description	Qty.	Notes	Pictorial
Toggle Handle Electrical Trip Alarm (White Handle) Bullet Breakers					
n/a	102272	CB, 1 A, bullet, toggle handle, E-trip		Occupies one position	
n/a	102273	CB, 3 A, bullet, toggle handle, E-trip		Occupies one position	
n/a	102274	CB, 5 A, bullet, toggle handle, E-trip		Occupies one position	
n/a	102275	CB, 10 A, bullet, toggle handle, E-trip		Occupies one position	
n/a	102276	CB, 15 A, bullet, toggle handle, E-trip		Occupies one position	
n/a	102277	CB, 20 A, bullet, toggle handle, E-trip		Occupies one position	
n/a	102278	CB, 25 A, bullet, toggle handle, E-trip		Occupies one position	
n/a	102279	CB, 30 A, bullet, toggle handle, E-trip		Occupies one position	
n/a	102280	CB, 35 A, bullet, toggle handle, E-trip		Occupies one position	
n/a	102281	CB, 40 A, bullet, toggle handle, E-trip		Occupies one position	
n/a	121998	CB, 45 A, bullet, toggle handle, E-trip		Occupies one position	
n/a	102282	CB, 50 A, bullet, toggle handle, E-trip		Occupies one position	
n/a	102283	CB, 60 A, bullet, toggle handle, E-trip		Occupies one position	
n/a	102284	CB, 70 A, bullet, toggle handle, E-trip		Occupies one position	
n/a	102285	CB, 75 A, bullet, toggle handle, E-trip		Occupies one position	
n/a	121996	CB, 80 A, bullet, toggle handle, E-trip		Occupies one position	
n/a	102286	CB, 100 A, bullet, toggle handle, E-trip		Occupies one position	
n/a	516991	CB, 125 A, bullet, toggle handle, E-trip		Occupies two positions	
n/a	516993	CB, 150 A, bullet, toggle handle, E-trip		Occupies (2) positions, space required	
n/a	144883	CB, 175 A, bullet, toggle handle, E-trip		Occupies (2) positions, space required	
n/a	121831	CB, 200 A, bullet, toggle handle, E-trip		Occupies (2) positions, space required	
n/a	144885	CB, 225 A, bullet, toggle handle, E-trip		Occupies (3) positions, space required	
n/a	121835	CB, 250 A, bullet, toggle handle, E-trip		Occupies (3) positions, space required	
n/a	513747	Circuit breaker/fuseholder mounting assembly		Order (1) 513747 assembly for every six circuit breaker/fuseholder combinations required. Each assembly occupies (3) larger "pole" positions in the distribution section. For use with lists 1, 2, 11 & 12 only.	

For additional information or questions visit or call:

Web: www.EmersonEnergy.com ■ Tel: 1-800-800-1280 (USA and Canada)

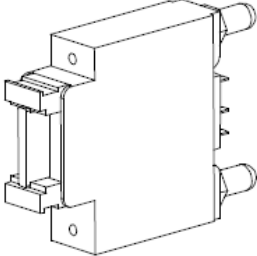
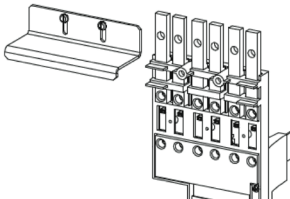
Step 9c. Choose Bullet-Type Circuit Breakers and Adapter Kit (continued)

List Number	Emerson Part Number	Description	Qty.	Notes	Pictorial
Toggle Handle Electrical/Mechanical Trip Alarm (Black Handle) Bullet Breakers					
n/a	101596	CB, 1 A, bullet, toggle handle, E/M-trip		Occupies one position	
n/a	101597	CB, 3 A, bullet, toggle handle, E/M-trip		Occupies one position	
n/a	101598	CB, 5 A, bullet, toggle handle, E/M-trip		Occupies one position	
n/a	101599	CB, 10 A, bullet, toggle handle, E/M-trip		Occupies one position	
n/a	101600	CB, 15 A, bullet, toggle handle, E/M-trip		Occupies one position	
n/a	101601	CB, 20 A, bullet, toggle handle, E/M-trip		Occupies one position	
n/a	101602	CB, 25 A, bullet, toggle handle, E/M-trip		Occupies one position	
n/a	101603	CB, 30 A, bullet, toggle handle, E/M-trip		Occupies one position	
n/a	101604	CB, 35 A, bullet, toggle handle, E/M-trip		Occupies one position	
n/a	101605	CB, 40 A, bullet, toggle handle, E/M-trip		Occupies one position	
n/a	121997	CB, 45 A, bullet, toggle handle, E/M-trip		Occupies one position	
n/a	101606	CB, 50 A, bullet, toggle handle, E/M-trip		Occupies one position	
n/a	101607	CB, 60 A, bullet, toggle handle, E/M-trip		Occupies one position	
n/a	101608	CB, 70 A, bullet, toggle handle, E/M-trip		Occupies one position	
n/a	101609	CB, 75 A, bullet, toggle handle, E/M-trip		Occupies one position	
n/a	121995	CB, 80 A, bullet, toggle handle, E/M-trip		Occupies one position	
n/a	101610	CB, 100 A, bullet, toggle handle, E/M-trip		Occupies one position	
n/a	516838	CB, 125 A, bullet, toggle handle, E/M-trip		Occupies two positions	
n/a	516839	CB, 150 A, bullet, toggle handle, E/M-trip		Occupies (2) positions, space required	
n/a	144884	CB, 175 A, bullet, toggle handle, E/M-trip		Occupies (2) positions, space required	
n/a	121832	CB, 200 A, bullet, toggle handle, E/M-trip		Occupies (2) positions, space required	
n/a	144886	CB, 225 A, bullet, toggle handle, E/M-trip		Occupies (3) positions, space required	
n/a	121836	CB, 250 A, bullet, toggle handle, E/M-trip		Occupies (3) positions, space required	
n/a	513747	Circuit breaker/fuseholder mounting assembly		Order (1) 513747 assembly for every six circuit breaker/fuseholder combinations required. Each assembly occupies (3) larger "pole" positions in the distribution section. For use with lists 1, 2, 11 & 12 only.	

For additional information or questions visit or call:

Web: www.EmersonEnergy.com ■ Tel: 1-800-800-1280 (USA and Canada)

Step 9d. Choose TLS/TPS Fuses with Bullet-Type Fuse Holders

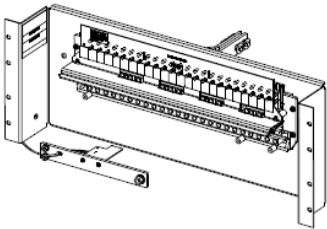
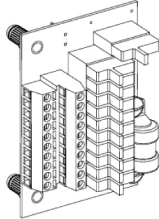
List Number	Emerson Part Number	Description	Qty.	Notes	Pictorial
n/a	117201	Fuse holder, TLS/TPS, bullet type		Order one fuse holder per fuse	
n/a	248230900	Fuse, TLS/TPS, 3 amps		Occupies one position	
n/a	248231000	Fuse, TLS/TPS, 5 amps		Occupies one position	
n/a	248231200	Fuse, TLS/TPS, 6 amps		Occupies one position	
n/a	248231500	Fuse, TLS/TPS, 10 amps		Occupies one position	
n/a	248231800	Fuse, TLS/TPS, 15 amps		Occupies one position	
n/a	248232100	Fuse, TLS/TPS, 20 amps		Occupies one position	
n/a	248232400	Fuse, TLS/TPS, 25 amps		Occupies one position	
n/a	248232700	Fuse, TLS/TPS, 30 amps		Occupies one position	
n/a	248233300	Fuse, TLS/TPS, 40 amps		Occupies one position	
n/a	248233900	Fuse, TLS/TPS, 50 amps		Occupies one position	
n/a	248234200	Fuse, TLS/TPS, 60 amps		Occupies one position	
n/a	248234500	Fuse, TLS/TPS, 70 amps		Occupies one position	
n/a	118413	Fuse, TLS/TPS, 80 amps		Occupies one position	
n/a	118414	Fuse, TLS/TPS, 90 amps		Occupies one position	
n/a	118415	Fuse, TLS/TPS, 100 amps		Occupies one position	
n/a	139052	Fuse, TLS/TPS, 125 amps		Occupies one position	
n/a	513747	Circuit breaker/fuseholder mounting assembly		Order (1) 513747 assembly for every six circuit breaker/fuseholder combinations required. Each assembly occupies (3) larger "pole" positions in the distribution section.	

For additional information or questions visit or call:

Web: www.EmersonEnergy.com ■ Tel: 1-800-800-1280 (USA and Canada)

Step 10. Optional - Select Small Distribution for Distribution Bay (List 16)

Order smaller circuit breakers and fuses from Step 8c and 8d above.

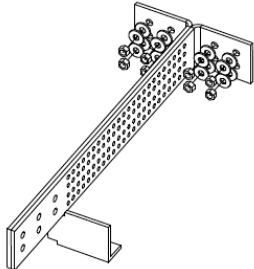
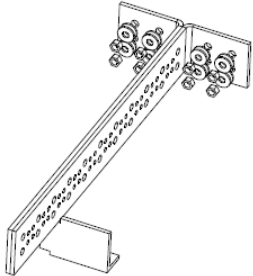
List Number	Emerson Part Number	Description	Qty.	Pictorial
List 0C	582140000C	Bullet nose fuse/circuit breaker panel for use in 58214000016 distribution bay		
n/a	509128	Fuse module, ten (10) GMT fuse positions		
n/a	248610301	Fuse, GMT, 18/100 amp		
n/a	248610200	Fuse, GMT, 1/4 amp		
n/a	248610300	Fuse, GMT, 1/2 amp		
n/a	248610500	Fuse, GMT, 3/4 amp		
n/a	248610700	Fuse, GMT, 1-1/3 amps		
n/a	248610800	Fuse, GMT, 2 amps		
n/a	248610900	Fuse, GMT, 3 amps		
n/a	248611000	Fuse, GMT, 5 amps		
n/a	248611300	Fuse, GMT, 7-1/2 amps		
n/a	248611200	Fuse, GMT, 10 amps		
n/a	248611500	Fuse, GMT, 15 amps		
n/a	102774	Replacement safety cover		
n/a	248872600	Replacement dummy fuse		

For additional information or questions visit or call:

Web: www.EmersonEnergy.com ■ Tel: 1-800-800-1280 (USA and Canada)

Step 11. Optional - Select Internal Return Bar (as needed)

Select one, quantity of one, if desired. Note restrictions.

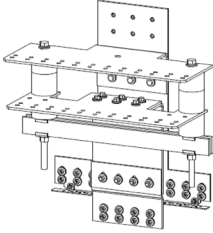
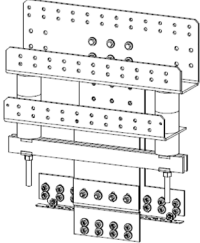
List Number	Emerson Part Number	Description	Qty.	Notes	Pictorial
n/a	554862	2000 A ground bar kit, internal		Internal ground bar kit recommended for use with >100 A distribution devices. Mounts only in List 1, 2, 11, or 12 power/distribution frames.	
n/a	555214	2000 A ground bar kit, internal		Internal ground bar kit recommended for use with >200 A distribution devices. Mounts only in List 1, 2, 11, or 12 power/distribution frames.	

For additional information or questions visit or call:

Web: www.EmersonEnergy.com ■ Tel: 1-800-800-1280 (USA and Canada)

Step 12. Optional - Select External Termination Bus Assembly

Select one, quantity of one, if desired. Note restrictions.

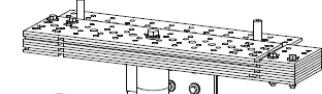
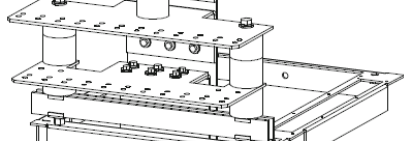
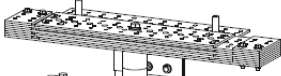
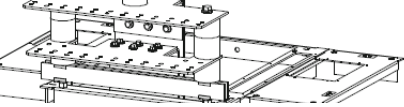
List Number	Emerson Part Number	Description	Qty.	Notes	Pictorial
n/a	554873	External top-mount horizontal battery input bus assembly		Provides for external battery input landings for use with List 1, 2, 3, 4, 5, 11, 12, 13, 14, and 15. Lug sizes should be 3/8" x 1.000" centers. Rated for 2000 A each.	
n/a	528482	Busbar shield kit		Lexan kit provides protection on -48 V bus. For use with 554873 kit.	
n/a	554874	External top-mount vertical batter input bus assembly		Order (1) per bay as required. Must be mounted on top of 554873 bus assembly. Includes Lexan shields.	

For additional information or questions visit or call:

Web: www.EmersonEnergy.com ■ Tel: 1-800-800-1280 (USA and Canada)

Step 13. Optional - Select External Return Bar Option

Select one, quantity of one, if desired. Note restrictions.

List Number	Emerson Part Number	Description	Qty.	Notes	Pictorial
n/a	514688	External ground return bar, 6000 A		Must be used with 554873 kits. For use with List 1, 3, 4, 5, 11, 13, 14 and 15 frames.	
n/a	514689	External ground return bar, 10,000 A		Must be used with 554873 kits. For use with List 1, 3, 4, 5, 11, 13, 14 and 15 frames.	
n/a	514690	External ground return bar, 6000 A		Must be used with 554873 kits. For use only with List 2 and 12 frames.	
n/a	514691	External ground return bar, 10,000 A		Must be used with 554873 kits. For use only with List 2 and 12 frames.	
n/a	514543	Load return lug expansion busbar		Mounts to any of the available 6000 A or 10,000 A external ground return bar options.	

For additional information or questions visit or call:

Web: www.EmersonEnergy.com ■ Tel: 1-800-800-1280 (USA and Canada)

Step 14. Order Accessories (as needed)

Select quantity and vertical rack spacing as desired and as relay rack space allows.

List Number	Emerson Part Number	Description	Qty.	Rack Space	Notes
n/a	107021	Temperature probe, 25' long			
n/a	106824	Temperature probe, 100' long			
List 64	58214000064	Interface kit to LVPS power system e/w DGU			
List 65	58214000065	Interface kit to LVPS power system e/w LMS1000			
n/a	550281	3000 A external main termination bar, no shunt			(1) power bay (1) distribution bay
n/a	550282	5000 A external main termination bar, no shunt			(2) power bays (1) distribution bay
n/a	550283	5000 A external main termination bar, no shunt			(2) power bays (2) distribution bays
n/a	550284	7500 A external main termination bar, no shunt			(3) power bays (2) distribution bays
n/a	550285	7500 A external main termination bar, no shunt			(3) power bays (3) distribution bays
n/a	550286	10,000 A external main termination bar, no shunt			(4) power bays (2) distribution bays
n/a	550287	10,000 A external main termination bar, no shunt			(4) power bays (3) distribution bays
n/a	550291	3000 A external main termination bar, e/w shunt			(1) power bay (1) distribution bay
n/a	550292	5000 A external main termination bar, e/w shunt			(2) power bays (1) distribution bay
n/a	550293	5000 A external main termination bar, e/w shunt			(2) power bays (2) distribution bays
n/a	550294	7500 A external main termination bar, e/w shunt			(3) power bays (2) distribution bays
n/a	550295	7500 A external main termination bar, e/w shunt			(3) power bays (3) distribution bays
n/a	550296	10,000 A external main termination bar, e/w shunt			(4) power bays (2) distribution bays
n/a	550297	10,000 A external main termination bar, e/w shunt			(4) power bays (3) distribution bays

For additional information or questions visit or call:

Web: www.EmersonEnergy.com ■ Tel: 1-800-800-1280 (USA and Canada)

EmersonNetworkPower.com/EnergySystems (North America)
EmersonNetworkPower.eu/EnergySystems (EMEA)

© Emerson Network Power, Energy Systems, North America, Inc. 2013.

Business-Critical Continuity™, Emerson Network Power™, the Emerson Network Power logo, Emerson® and Consider it Solved are service marks and trademarks of Emerson Electric Co. EnergyMaster™, eSure™, NetPerform™, NetReach™, NetSpan™, NetSure™ and NetXtend™ are trademarks of Emerson Network Power, Energy Systems, North America, Inc. Any other product, brand, or company names or logos are the property of the respective owner.

While every precaution has been taken to ensure accuracy and completeness herein, Emerson Electric Co. assumes no responsibility, and disclaims all liability, for damages resulting from use of this information or for any errors or omissions. Specifications subject to change without notice.

EMERSON. CONSIDER IT SOLVED.™