



Flat Panel Monitor Mounting Solutions

Maximize the effectiveness of Flat Panel Monitors



Orderguide

Flat Panel Monitor ARMS

Table of Contents

Introduction	4
How to Select ARMS	4
Flat Panel ARMS Product Overview	5
ARMS Product Selection	6
400 Series	6
300 Series	10
200 Series	14
100 Series	20
FX Series	21
DS100 Series	22
DS400 Series	26
HD Series	27
VL Series	30
MD Series	32
Carts: Mobile WorkStand	33
Surface Attachment Options	38
Direct Mounting, Wall Plates, Furniture Mounts	38
Wall Tracks	39
Command Posts	40
Pole Mounts	42
Slatwall Components	43
Accessory Selections	44
Keyboard/Mouse Trays, Laptop Trays & Accessories	44
Monitor Interface Accessories	45
CPU Holders	45
Storage Components	46
Peripheral Table	46
Footrest	46
Monitor Interface & VESA® Standard Guide	47
Ergonomics Data & Mounting Heights	48
Ergonomic Ground Rules – English Units	48
Ergonomic Ground Rules – Metric Units	49
Mounting Height Illustrations	50
Technical Specifications	52
Weight Capacity	52
Performance Information	53
Interface Dimensions for Direct Mounting	54
Product Dimensions	58
Sample Configurations	64

Introduction

Flat panel monitors provide space-saving convenience. Ergotron's Adjustable Rotating Mounting Solutions (ARMS) deliver this technology where you need it. Patented ARMS products instantly lift, swing, tilt and rotate for optimum ergonomic positioning without the need for knobs or adjustment levers. Our Paraview Technology allows multiple monitors to be attached to a single arm or stand. In short, ARMS increase work space while improving productivity.

How to Select ARMS for your Application

When deciding which ARMS to order, consider three topics:

1. Determine which method of Monitor Suspension you need...

- **400 Series** for long reach adjustability
- **300 Series** for full adjustability
- **200 Series** for monitor extension/retraction adjustability
- **100 Series** for short reach with partial adjustability
- **FX Series:** Fixed mounting
- **DS100 Series:** Desk stand that mounts multiple monitors
- **DS400 Series:** Desk stand for improved adjustment
- **HD Series** for multiple monitors, laptops & heavy flat panel systems
- **VL Series:** Vertical lift system
- **MD Series** installs flat panel and/or keyboard into 19" rack or enclosure
- **Mobile WorkStand:** Computer carts for any application

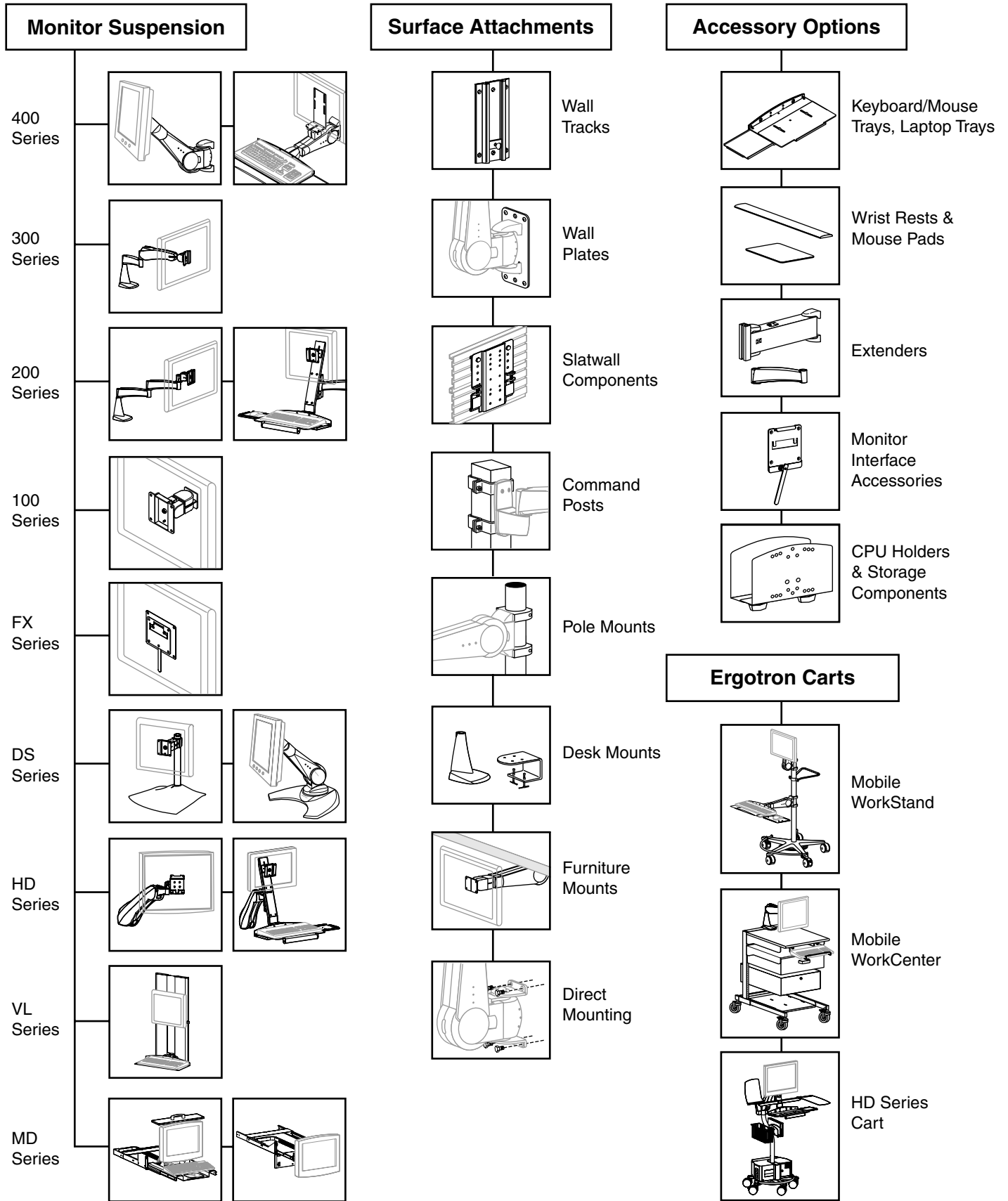
2. Choose a Surface Attachment Option...

- Attach to a **wall**
- Place on a **desk**
- Fasten to a **post**
- Clamp to a **frame**
- Hang under a **shelf**
- Suspend from a **ceiling**

3. Select Accessories for your system...

- Keyboard/Mouse Trays, Laptop Trays & Accessories
- Extenders
- Monitor Interface Accessories
- CPU Holders
- Storage Components
- Peripheral Table
- Footrest

Flat Panel ARMS Product Overview



ARMS Product Selection

400 Series

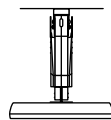
The 400 Series provides up to 24 inches (610 mm) of vertical, sit-to-stand adjustability – enough to accommodate sitting and standing users at the same workstation! Provides smooth adjustment while maintaining touch-screen stability. Other features include: cable management that conceals and routes cables; internal steel construction; easy-to-clean plastic exterior.



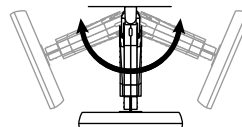
Range of Motion

Vertical Mount Monitor Arms

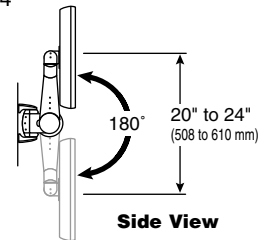
Note: Height adjustment of Single Pivot Arms = 20"; Double Pivot Arms = 24"



0°
Fixed Arm
Top View



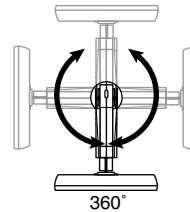
180°
Rotate Arm
Top View



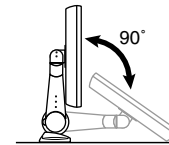
20" to 24"
(508 to 610 mm)
180°
Side View

Horizontal & Surface Mount Arms

Top View



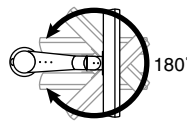
360°



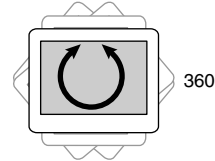
90°
Side View

Monitor Tilt/Pivot

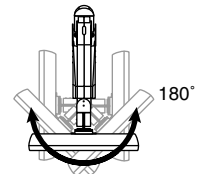
- Single Pivot: 180° up/down tilt
- Single Pivot w/ P/L: 180° up/down tilt & 360° portrait/landscape (P/L)
- Double Pivot w/ P/L: 180° up/down tilt, 360° P/L, & 180° left/right tilt



180°
Side View
Up/down tilt

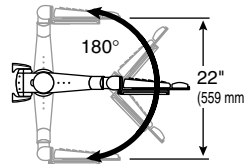


360°
Front View
Portrait/landscape



180°
Top View
Left/right tilt

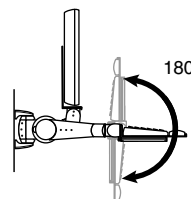
Keyboard/Laptop Arms



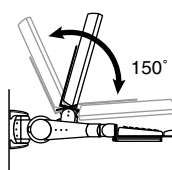
180°
22"
(559 mm)
Side View

Combo Arms

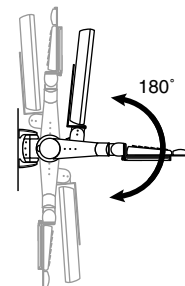
Side View



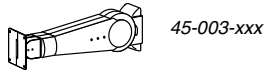
180°
Keyboard Tray
Movement



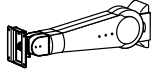
150°
Monitor
Movement



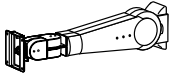
180°
Arm Vertical
Movement



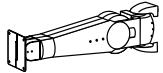
45-003-xxx



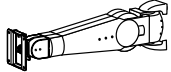
45-042-xxx



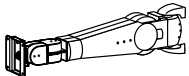
45-030-xxx



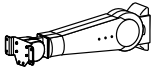
45-002-xxx



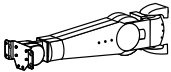
45-043-xxx



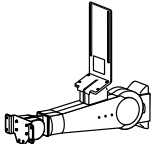
45-007-xxx



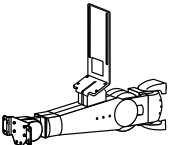
45-005-xxx



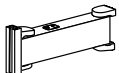
45-006-xxx



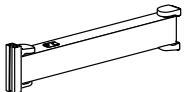
45-032-xxx



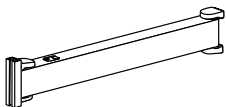
45-029-xxx



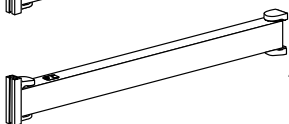
44-253-xxx



44-254-xxx



44-255-xxx



44-256-xxx

Attention: For dimensional information, see page 58.

400 Series Vertical Mount Arms

Part Number	Description	Shipping Weight	
Monitor Mounts		Weight Capacity	
45-003-099, grey 45-003-085, black	Fixed, Single Pivot	28 lbs (12.7 kg)	11 lbs (5 kg)
45-042-099, grey 45-042-085, black	Fixed, Single Pivot w/ P/L	25 lbs (11.3 kg)	13 lbs (5.9 kg)
45-030-099, grey 45-030-085, black	Fixed, Double Pivot w/ P/L	23 lbs (10.4 kg)	12 lbs (5.5 kg)
45-002-099, grey 45-002-085, black	Rotate, Single Pivot	28 lbs (12.7 kg)	12 lbs (5.5 kg)
45-043-099, grey 45-043-085, black	Rotate, Single Pivot w/ P/L	25 lbs (11.3 kg)	13 lbs (5.9 kg)
45-007-099, grey 45-007-085, black	Rotate, Double Pivot w/ P/L	23 lbs (10.4 kg)	13 lbs (5.9 kg)
Keyboard/Laptop Mounts			
45-005-099, grey* 45-005-085, black*	Fixed, Keyboard/Laptop Pivot	7.5 lbs (3.4 kg)	11 lbs (5 kg)
45-006-099, grey* 45-006-085, black*	Rotate, Keyboard/Laptop Pivot	7.5 lbs (3.4 kg)	12 lbs (5.5 kg)
Combo Mounts			
45-032-099, grey*† 45-032-085, black*†	Fixed, Combo Flat Panel/Keyboard Arm	Mon: 20 lbs (9 kg) Kybd: 7.5 lbs (3.4 kg)	14 lbs (6.4 kg)
45-029-099, grey*† 45-029-085, black*†	Rotate, Combo Flat Panel/Keyboard Arm	Mon: 20 lbs (9 kg) Kybd: 7.5 lbs (3.4 kg)	15 lbs (6.8 kg)
Extenders		Dimensions (L x W x D)	
44-253-100, grey 44-253-101, black	Extender, 12-inch	12" x 2" x 6-1/4" (305 x 51 x 159 mm)	7 lbs (3.2 kg)
44-254-100, grey 44-254-101, black	Extender, 18-inch	18" x 2" x 6-1/4" (457 x 51 x 159 mm)	9 lbs (4.1 kg)
44-255-100, grey 44-255-101, black	Extender, 24-inch	24" x 2" x 6-1/4" (610 x 51 x 159 mm)	12 lbs (5.5 kg)
44-256-100, grey 44-256-101, black	Extender, 30-inch	30" x 2" x 6-1/4" (762 x 51 x 159 mm)	14 lbs (6.4 kg)

* Keyboard/Mouse Tray or Laptop Tray ordered separately. See page 44.

† Compatible with monitors that have a removable base and the measurement between the bottom of monitor and its lower mounting holes is no more than 6" (152 mm).

Note: Monitor interfaces that are not VESA FDMI compliant require a separately ordered, custom bracket. Contact your Sales Representative for more information. (See page 47 for details.)

Mounting Options & Accessories for 400 Series Vertical Mount Arms

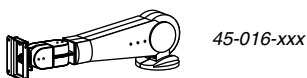
Surface Attachment Options	Page #	Accessory Options	Page #
Direct Mounting, Wall Plates, Furniture Mounts	38	Extenders	above
Wall Tracks	39	Keyboard/Mouse Trays, Laptop Trays & Accessories	44
Command Posts	40	Monitor Interface Accessories	45
Pole Mounts	42	CPU Holders	45
Slatwall Components	43	Storage Components	46
Mobile WorkStands	33	Peripheral Table	46




45-012-xxx



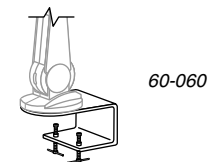
45-054-xxx



45-016-xxx



45-036-xxx



60-060

400 Series Horizontal Mount Arms

Attach above worksurface, countertop or other horizontal surface.

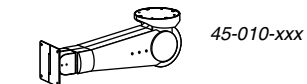
Part Number	Description	Shipping Weight	
Monitor Mounts		Weight Capacity	
45-012-099, grey 45-012-085, black	Single Pivot	28 lbs (12.7 kg)	12 lbs (5.5 kg)
45-054-099, grey 45-054-085, black	Single Pivot w/ P/L	25 lbs (11.3 kg)	14 lbs (6.4 kg)
45-016-099, grey 45-016-085, black	Double Pivot w/ P/L	23 lbs (10.4 kg)	15 lbs (6.8 kg)
Keyboard/Laptop Mounts			
45-036-099, grey* 45-036-085, black*	Keyboard/Laptop Pivot	7.5 lbs (3.4 kg)	13 lbs (5.9 kg)
Desk Clamp		Attach to ...	
60-060, black	Surface Clamp	Surface edge ≤ 1-3/4" (44 mm) thick	2 lbs (.9 kg)

* Keyboard/Mouse Tray or Laptop Tray ordered separately. See page 44.

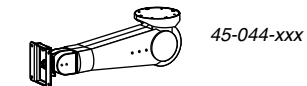
Note: Monitor interfaces that are not VESA FDMI compliant require a separately ordered, custom bracket. Contact your Sales Representative for more information. (See page 47 for details.)

400 Series Suspend Mount Arms

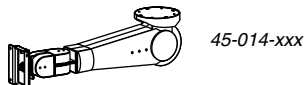
Suspend from a ceiling, shelf or other horizontal surface.



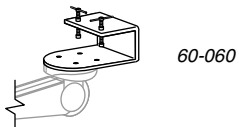
45-010-xxx



45-044-xxx



45-014-xxx



60-060

Part Number	Description	Shipping Weight	
Monitor Mounts		Weight Capacity	
45-010-099, grey 45-010-085, black	Single Pivot	28 lbs (12.7 kg)	12 lbs (5.5 kg)
45-044-099, grey 45-044-085, black	Single Pivot w/ P/L	25 lbs (11.3 kg)	14 lbs (6.4 kg)
45-014-099, grey 45-014-085, black	Double Pivot w/ P/L	23 lbs (10.4 kg)	15 lbs (6.8 kg)
Ceiling Clamp		Attach to ...	
60-060, black	Surface Clamp	Surface edge ≤ 1-3/4" (44 mm) thick	2 lbs (.9 kg)

Note: Monitor interfaces that are not VESA FDMI compliant require a separately ordered, custom bracket. Contact your Sales Representative for more information. (See page 47 for details.)

Mounting Options & Accessories for 400 Horizontal/Suspend Mount Arms

Surface Attachment Options	Page #	Accessory Options	Page #
Surface Clamps	above	Keyboard/Mouse Trays, Laptop Trays & Accessories	44
Direct Mounting	38	Monitor Interface Accessories	45
Furniture Mounts	38	CPU Holders	45
		Storage Components	46
		Peripheral Table	46

Attention: For dimensional information, see page 58.

Photo Reference for 400 Series




The 400 Series Arm with Keyboard/Laptop Pivot features 22 inches (559 mm) of vertical adjustability.



Note the VESA FDMI monitor interface where the monitor attaches to the arm. Shown with optional Surface Clamp.



400 Combo Arm mounted on Wall Track.



A 400 Series Arm is teamed with an Extender to enhance placement capability.



400 Series Arm suspended from a ceiling.

ARMS Product Selection

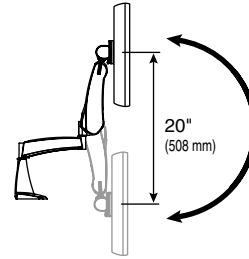
300 Series

300 Series Arms provide 16 to 20 inches (406 to 508 mm) of height adjustment. Extensions add telescopic motion for extension and retraction. The 300 Series features Pivot-ease® technology, which provides long-life monitor adjustment while maintaining touch-screen stability.



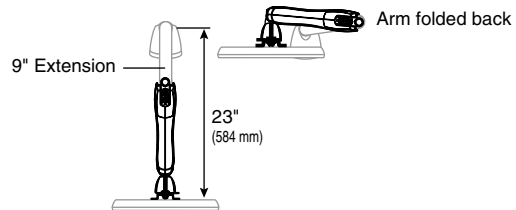
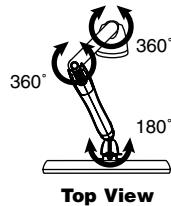
Range of Motion

Height Adjustment

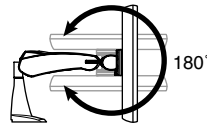


Rotation

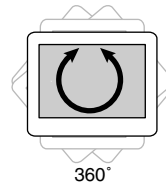
- Telescopic motion



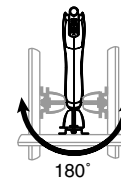
Monitor Pivot



Side View
Up/down tilt

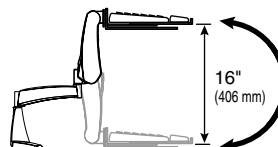


Front View
Portrait/landscape



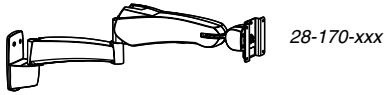
Top View
Left/right tilt

Keyboard/Laptop Adjustment

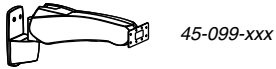




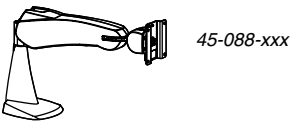
45-087-xxx



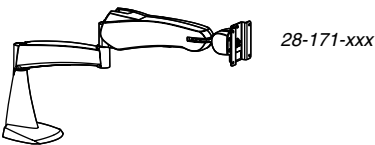
28-170-xxx



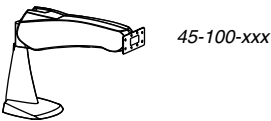
45-099-xxx



45-088-xxx



28-171-xxx



45-100-xxx

Desk Mount Attachment

Desk Clamp	Grommet Mount
<p>Both the Desk Clamp and Grommet Mount bases are included with the Desk Mount option.</p>	

300 Series Pre-configurations – Vertical Mount

Mount to vertical surface: directly to surface, Wall Plate, Wall Track, Pole Clamps, etc. See chart below.

Part Number	Description	Weight Capacity	Shipping Weight
Monitor Mounts			
45-087-180, grey 45-087-200, black	Vertical Mount Arm	23 lbs (10.4 kg)	9 lbs (4.1 kg)
28-170-180, grey 28-170-200, black	Vertical Mount Arm with 9" Extension	23 lbs (10.4 kg)	16 lbs (7.2 kg)
Keyboard/Laptop Mounts			
45-099-180, grey* 45-099-200, black*	Vertical Mount Keyboard/Laptop Pivot Arm	7.5 lbs (3.4 kg)	8 lbs (3.6 kg)

* Order Keyboard/Mouse Tray or Laptop Tray separately (p.44).

Note: Monitor interfaces that are not VESA FDMI compliant require a separately ordered, custom bracket. Contact your Sales Representative for more information. (See page 47 for details.)

Vertical Mount Attachment Options for the 300 Series

Go to page listed to get more information about the different brackets and clamps.

- | | | | |
|----|-------------------------------|----|---------------------------------|
| 1. | Directly to vertical surfaces | 4. | Pole Clamps
See page 42 |
| 2. | Wall Plates
See page 38 | 5. | Slatwall Bracket
See page 43 |
| 3. | Wall Track
See page 39 | 6. | Command Post
See page 40 |

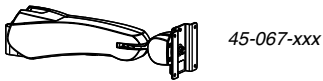
300 Series Pre-configurations – Desk Mount

Desk Mounts attach to worksurfaces with either the Desk Clamp or the Grommet Mount. Desk Clamps attach to the edge of worksurfaces $\leq 2-1/8''$ (54 mm) thick. Grommet Mounts attach through a hole in the worksurface $3/8''$ to $3''$ (10 to 76 mm) wide, up to $4''$ (102 mm) thick.

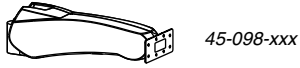
Part Number	Description	Weight Capacity	Shipping Weight
Monitor Mounts			
45-088-180, grey 45-088-200, black	Desk Mount (Clamp/Grommet) Arm	23 lbs (10.4 kg)	13 lbs (6 kg)
28-171-180, grey 28-171-200, black	Desk Mount (Clamp/Grommet) Arm with 9" Extension	23 lbs (10.4 kg)	20 lbs (9 kg)
Keyboard/Laptop Mounts			
45-100-180, grey* 45-100-200, black*	Desk Mount (Clamp/Grommet) Keyboard/Laptop Pivot Arm	7.5 lbs (3.4 kg)	12 lbs (5.5 kg)

* Order Keyboard/Mouse Tray or Laptop Tray separately (p.44).

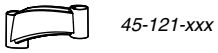
Note: Monitor interfaces that are not VESA FDMI compliant require a separately ordered, custom bracket. Contact your Sales Representative for more information. (See page 47 for details.)



45-067-xxx



45-098-xxx



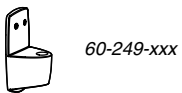
45-121-xxx



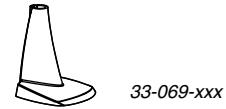
45-056-xxx



45-120-xxx



60-249-xxx



33-069-xxx

300 Series – Individual Components

Part Number	Description	Shipping Weight	
300 Arms		Weight Capacity	
45-067-180, grey 45-067-200, black	300 Arm	23 lbs (10.4 kg)	8 lbs (3.6 kg)
45-098-180, grey* 45-098-200, black*	300 Arm, Keyboard/Laptop Pivot	7.5 lbs (3.4 kg)	7 lbs (3.1 kg)
Extensions		Notes	
45-121-180, grey 45-121-200, black	5" Extension	Combine with other arms for telescopic motion**	5 lbs (2.3 kg)
45-056-180, grey 45-056-200, black	9" Extension	Combine with other arms for telescopic motion**	5 lbs (2.3 kg)
45-120-180, grey 45-120-200, black	7" Extension w/ Pole Clamp (attach to 1-1/2" Round Pole, p.42)	Combine with other arms for telescopic motion**	5 lbs (2.3 kg)
Bases		Attach to...	
60-249-180, grey 60-249-200, black	Vertical Mount	Slatwall Bracket, Wall Track, Wall Plate Pole Clamp, Command Post, or direct	2 lbs (.9 kg)
33-069-180, grey 33-069-200, black	Desk Mount (Clamp/Grommet)	Clamp: Horizontal surface at edge ≤ 2-1/8" (54 mm) Grommet: Horizontal surface through hole 3/8" to 3" (10 to 76 mm) wide, up to 4" (102 mm) thick	5 lbs (2.3 kg)

* Order Keyboard/Mouse Tray or Laptop Tray separately (p.44).

Note: Monitor interfaces that are not VESA FDMI compliant require a separately ordered, custom bracket. Contact your Sales Representative for more information. (See page 47 for details.)

Desk Mount Attachment

Desk Clamp

Grommet Mount

Both the Desk Clamp and Grommet Mount bases are included with the Desk Mount option.

Pole Mounts for the 300 Series

See page 42 for more Pole Mount product information.

Mounting Options & Accessories for 300 Series

Surface Attachment Options	Page #	Accessory Options	Page #
Direct Mounting, Wall Plates	38	Extensions	above
Wall Tracks	39	Keyboard/Mouse Trays, Laptop Trays & Accessories	44
Command Posts	40	Monitor Interface Accessories	45
Pole Mounts	42	CPU Holders	45
Slatwall Components	43	Storage Components	46
Mobile WorkStands	33	Peripheral Table	46

****Attention:**
System weight capacity may vary depending on system configuration (e.g., the number of Extensions used). See page 52 to calculate capacity.

For dimensional information, see page 59.

Photo Reference for 300 Series



A 300 Series Arm with two 9" Extensions is mounted to a Command Post. This configuration can extend the keypad out over 30 inches.



The top view of a cubicle where a 300 Series Arm with two 9" Extensions brings the monitor to point of use.




A 300 Series Vertical Mount Arm clamped to a 2" round pole.



A 300 Series Arm with one 9" Extension attached to Wall Mount Plate.




A 300 Series Arm with 9" Extension is clamped to a worksurface.



Rear view of a 300 Series Arm. Note the cable routing.

ARMS Product Selection

200 Series

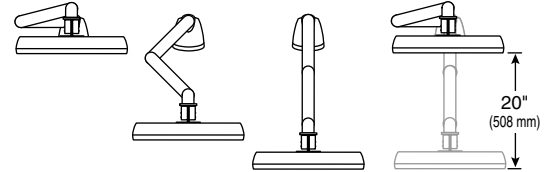
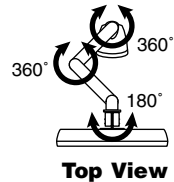


200 Series products feature multiple points of rotation for extension and retraction motion. This sturdy, fixed-height solution can mount multiple monitors on a single arm. Interchangeable components allow you to customize a system to your exact needs.

Range of Motion

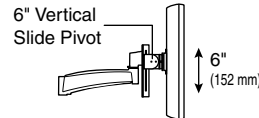
Rotation

- Telescopic motion

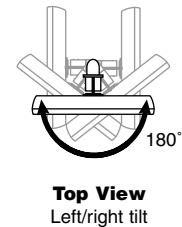
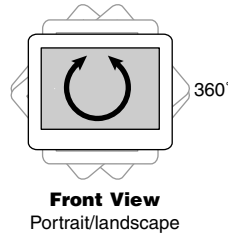
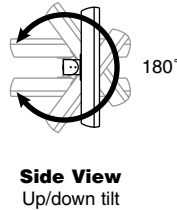


Height Adjustment

- Controlled by adjustment knob

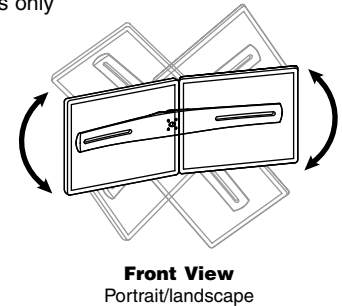
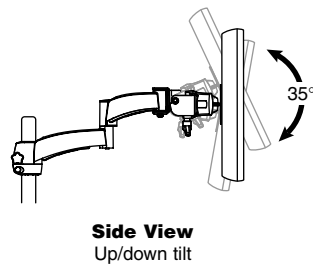


Monitor Pivot

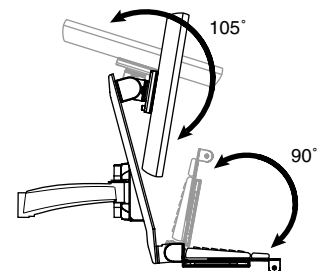
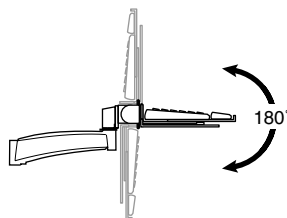


Bow Pivot


- Up/down tilt controlled by adjustment lever: +25°/-10°
- Portrait/landscape motion available with single-arm configurations only



Keyboard/Laptop and Combo Pivots



Attention: For dimensional information, see page 60.



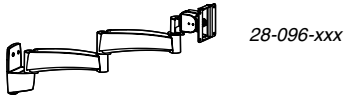
28-106-xxx



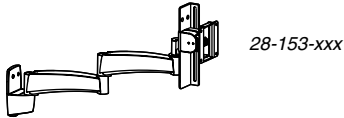
28-185-xxx



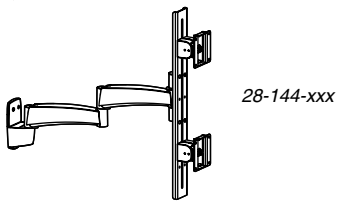
28-108-xxx



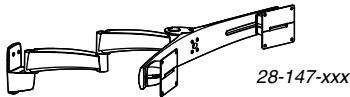
28-096-xxx



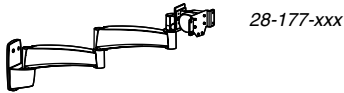
28-153-xxx



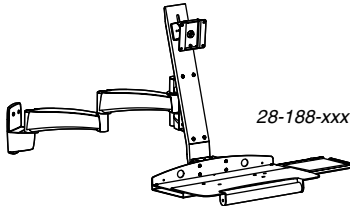
28-144-xxx



28-147-xxx



28-177-xxx



28-188-xxx

200 Series Pre-configurations – Vertical Mount

Mount to vertical surface: directly to surface, Wall Plate, Wall Track, Pole Clamps, etc. See chart below.

Part Number	Description	Weight Capacity per Pivot	Shipping Weight
Monitor Mounts			
28-106-180, grey 28-106-200, black	Single Pivot w/ P/L	25 lbs (11.3 kg)	4 lbs (1.8 kg)
28-185-180, grey 28-185-200, black	6" Vertical Slide Pivot w/ P/L	25 lbs (11.3 kg)	6 lbs (2.7 kg)
28-108-180, grey 28-108-200, black	9" Extension, Single Pivot w/ P/L	25 lbs (11.3 kg)	7 lbs (3.1 kg)
28-096-180, grey 28-096-200, black	(2) 9" Extensions, Single Pivot w/ P/L	25 lbs (11.3 kg)	13.5 lbs (6 kg)
28-153-180, grey 28-153-200, black	(2) 9" Extensions, 6" Vertical Slide Pivot w/ P/L	25 lbs (11.3 kg)	16 lbs (7.2 kg)
28-144-180, grey 28-144-200, black	(2) 9" Extensions, Vertical Bar, (2) Single Pivots w/ P/L	14 lbs (6.3 kg)	19 lbs (8.6 kg)
28-147-180, grey* 28-147-200, black*	(2) 9" Extensions, Horizontal Dual-Monitor 28" Crossbar, (2) Sliding Pivots	13 lbs (5.9 kg)	21 lbs (9.5 kg)
Keyboard/Laptop Mounts			
28-177-180, grey** 28-177-200, black**	(2) 9" Extensions, Keyboard/Laptop Pivot	7.5 lbs (3.4 kg)	13.5 lbs (6.1 kg)
Combo Mounts			
28-188-180, grey 28-188-200, black	(2) 9" Extensions, Combination Bracket, Single Pivot w/ P/L, Keyboard Pivot, Keyboard/Mouse Tray	Mon: 25 lbs (11.3 kg) Kybd: 15 lbs (6.8 kg)	28 lbs (12.7 kg)

* For allowable monitor widths, see page 60.

** Order Keyboard/Mouse Tray or Laptop Tray separately (p.44).

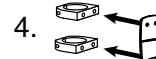
Note: Monitor interfaces that are not VESA FDMI compliant require a separately ordered, custom bracket. Contact your Sales Representative for more information. (See page 47 for details.)

Vertical Mount Attachment Options for the 200 Series

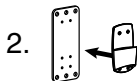
Go to page listed to get more information about the different brackets and clamps.



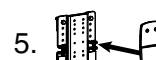
1. Directly to vertical surfaces



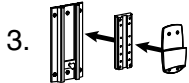
4. Pole Clamps
See page 42



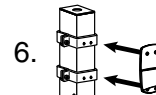
2. Wall Plates
See page 38



5. Slatwall Bracket
See page 43

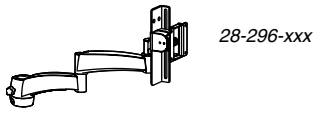


3. Wall Track
See page 39

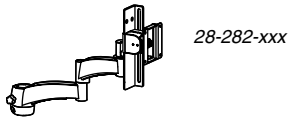


6. Command Post
See page 40

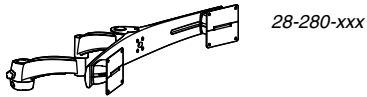
Attention: For dimensional information, see page 60.



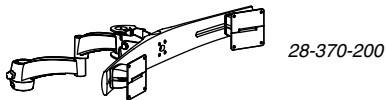
28-296-xxx



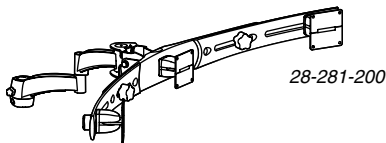
28-282-xxx



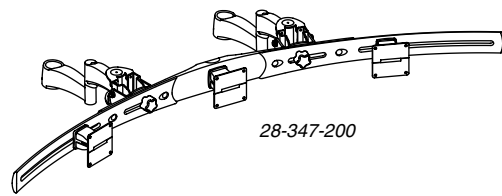
28-280-xxx



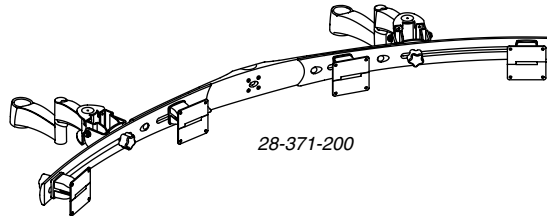
28-370-200



28-281-200



28-347-200



28-371-200

200 Series Pre-configurations – Pole Mount

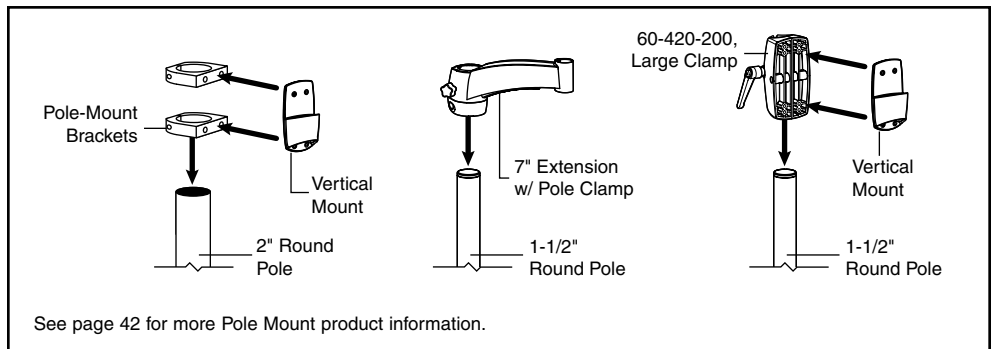
Attach directly to 1-1/2" diameter poles.

Part Number	Description	Weight Capacity per Pivot	Shipping Weight
28-296-180, grey 28-296-200, black	7" Extension w/ Pole Clamp, 9" Extension, 6" Vertical Slide Pivot w/ P/L	25 lbs (11.3 kg)	14 lbs (6.3 kg)
28-282-180, grey 28-282-200, black	7" Extension w/ Pole Clamp, 5" Extension, 6" Vertical Slide Pivot w/ P/L	25 lbs (11.3 kg)	14 lbs (6.3 kg)
28-280-180, grey* 28-280-200, black*	7" Extension w/ Pole Clamp, 5" Extension, Dual-Monitor 28" Crossbar, (2) Sliding Pivots	See chart below	21 lbs (9.5 kg)
28-370-200, black*	7" Extension w/ Pole Clamp, 5" Extension w/ Bow Pivot, Dual-Monitor 28" Crossbar, (2) Sliding Pivots (Upgradeable to Triple-Monitor Config using 97-195-200, p.18)	See chart below	18 lbs (8.2 kg)
28-281-200, black*	7" Extension w/ Pole Clamp, 5" Extension w/ Bow Pivot, Triple-Monitor 46" Crossbar w/ Center Pivot, (2) Sliding Pivots	See chart below	22 lbs (10 kg)
28-347-200, black*	(2) 7" Extensions w/ Pole Clamp, (2) 5" Extensions w/ Bow Pivot, Triple-Monitor 55" Crossbar w/ Center Pivot, (2) Sliding Pivots	See chart below	31 lbs (14 kg)
28-371-200, black*	(2) 7" Extensions w/ Pole Clamp, (2) 5" Extensions w/ Bow Pivot, Quad-Monitor 55" Crossbar, (4) Sliding Pivots	See chart below	32 lbs (14.5 kg)

* For allowable monitor widths, see page 60.

Note: Monitor interfaces that are not VESA FDMI compliant require a separately ordered, custom bracket. Contact your Sales Representative for more information. (See page 47 for details.)

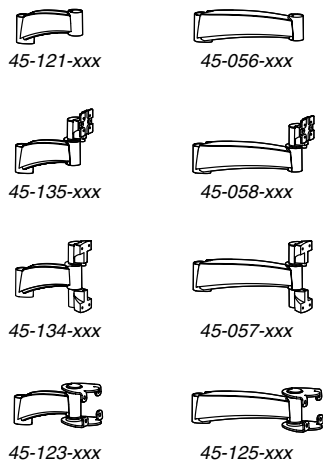
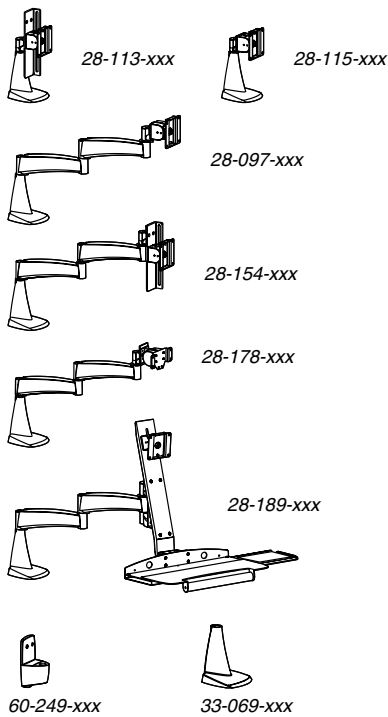
Pole Mounts for the 200 Series



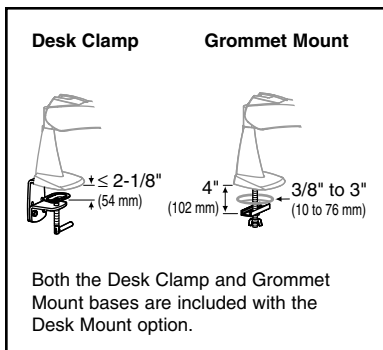
Weight Capacities for 200 Series Pole Mount Pre-configurations

Part Number	Slatwall Installation Weight Capacity per Pivot	Grommet/Desk Clamp Installation Weight Capacity per Pivot
28-371-200	24 lbs (10.9 kg)	17 lbs (7.7 kg)
28-347-200	27 lbs (12.2 kg)	19 lbs (8.6 kg)
28-281-200	13 lbs (5.9 kg)	9 lbs (4 kg)
28-370-200	22 lbs (10 kg)	16 lbs (7.2 kg)
28-280-200	25 lbs (11.3 kg)	18 lbs (8.1 kg)

Attention: For information regarding installation products listed in this table, see pages 42-43.



Desk Mount Attachment



Attention:

System weight capacity may vary depending on system configuration (e.g., the number of Extensions used). See page 52 to calculate capacity.

For dimensional information, see page 60.

200 Series Pre-configurations – Desk Mount

Desk Mounts attach to worksurfaces with either the Desk Clamp or the Grommet Mount. Desk Clamps attach to the edge of worksurfaces $\leq 2\text{-}1/8"$ (54 mm) thick. Grommet Mounts attach through a hole in the worksurface $3/8"$ to 3" (10 to 76 mm) wide, up to 4" (102 mm) thick.

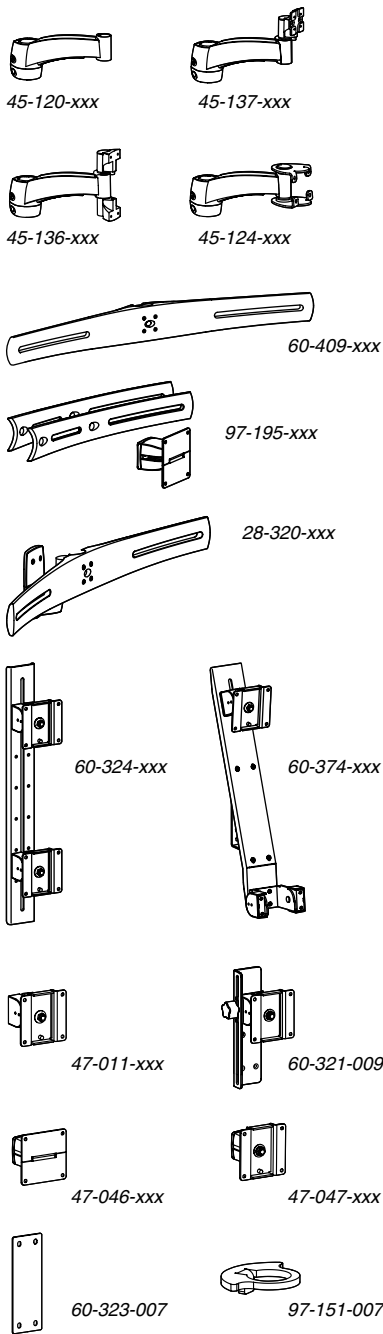
Part Number	Description	Weight Capacity per Pivot	Shipping Weight
Monitor Mounts			
28-113-180, grey 28-113-200, black	6" Vertical Slide Pivot w/ P/L	25 lbs (11.3 kg)	6 lbs (2.7 kg)
28-115-180, grey 28-115-200, black	Single Pivot w/ P/L	25 lbs (11.3 kg)	7 lbs (3.1 kg)
28-097-180, grey 28-097-200, black	(2) 9" Extensions, Single Pivot w/ P/L	25 lbs (11.3 kg)	16.5 lbs (7.5 kg)
28-154-180, grey 28-154-200, black	(2) 9" Extensions, 6" Vertical Slide Pivot w/ P/L	25 lbs (11.3 kg)	20 lbs (9 kg)
Keyboard/Laptop Mounts			
28-178-000, grey* 28-178-200, black*	(2) 9" Extensions, Keyboard/Laptop Pivot	7.5 lbs (3.4 kg)	16.5 lbs (7.5 kg)
Combo Mounts			
28-189-180, grey 28-189-200, black	(2) 9" Extensions, Combination Bracket, Single Pivot w/ P/L, Keyboard Pivot, Keyboard/Mouse Tray	Mon: 25 lbs (11.3 kg) Kybd: 15 lbs (6.8 kg)	28 lbs (12.7 kg)

* Order Keyboard/Mouse Tray or Laptop Tray separately (p.44).

Note: Monitor interfaces that are not VESA FDMI compliant require a separately ordered, custom bracket. Contact your Sales Representative for more information. (See page 47 for details.)

200 Series – Individual Components (continued on next page)

Part Number	Description	Attach to...	Shipping Weight
Bases		Attach to...	
60-249-180, grey 60-249-200, black	Vertical Mount	Slatwall Bracket, Wall Track, Wall Plate, Pole Clamp, directly to vertical surface	2 lbs (.9 kg)
33-069-180, grey 33-069-200, black	Desk Mount (Clamp/Grommet)	Clamp: Horizontal surface at edge $\leq 2\text{-}1/8"$ (54 mm) Grommet: Horizontal surface through hole $3/8"$ to 3" (10 to 76 mm) wide, up to 4" (102 mm) thick	5 lbs (2.3 kg)
Extensions (continued on next page)		Notes	
45-121-180, grey 45-121-200, black	5" Extension	Combine w/ other Extension(s)	5 lbs (2.3 kg)
45-056-180, grey 45-056-200, black	9" Extension	Combine w/ other Extension(s)	5 lbs (2.3 kg)
45-135-180, grey 45-135-200, black	5" Extension w/ Pivot Interface	Use with Single Pivot (47-011-xxx), Keyboard/Laptop Pivot (47-009-xxx) or 6" Vertical Slide Pivot (60-321-009)	6 lbs (2.7 kg)
45-058-180, grey 45-058-200, black	9" Extension w/ Pivot Interface	Use with Single Pivot (47-011-xxx), Keyboard/Laptop Pivot (47-009-xxx) or 6" Vertical Slide Pivot (60-321-009)	5 lbs (2.3 kg)
45-134-180, grey 45-134-200, black	5" Extension w/ Combo Interface	Use with Vertical Bar (60-324-xxx) or Combo Bracket (60-374-xxx)	6 lbs (2.7 kg)
45-057-180, grey 45-057-200, black	9" Extension w/ Combo Interface	Use with Vertical Bar (60-324-xxx) or Combo Bracket (60-374-xxx)	5 lbs (2.3 kg)
45-123-180, grey 45-123-200, black	5" Extension w/ Crossbar Interface	Use with Horizontal Crossbar (60-409-xxx)	6 lbs (2.7 kg)
45-125-180, grey 45-125-200, black	9" Extension w/ Crossbar Interface	Use with Horizontal Crossbar (60-409-xxx)	6 lbs (2.7 kg)



200 Series – Individual Components (cont.)

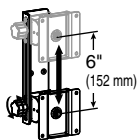
Part Number	Description	Attaches to...	Shipping Weight
Extensions (continued from previous page)			
45-120-180, grey 45-120-200, black	7" Extension w/ Pole Clamp	1-1/2" Round Pole (p.42)	6 lbs (2.7 kg)
45-137-180, grey 45-137-200, black	7" Extension w/ Pole Clamp w/ Pivot Interface	1-1/2" Round Pole (p.42); use with Single Pivot (47-011-xxx), Keyboard/Laptop Pivot (47-009-xxx) or 6" Vertical Slide (60-321-009)	7 lbs (3.2 kg)
45-136-180, grey 45-136-200, black	7" Extension w/ Pole Clamp w/ Combo Interface	1-1/2" Round Pole (p.42); use w/ Vertical Bar (60-324-xxx) or Combo Bracket (60-374-xxx)	7 lbs (3.2 kg)
45-124-180, grey 45-124-200, black	7" Extension w/ Pole Clamp w/ Crossbar Interface	1-1/2" Round Pole (p.42); use with Horizontal Crossbar (60-409-xxx)	7 lbs (3.2 kg)
Multi Component Mounts			
60-409-099, grey* 60-409-085, black*	Horizontal Dual-Monitor 28" Crossbar	Requires (2) separately-ordered Sliding Pivots (below); attaches to Extension w/ Crossbar Interface	6 lbs (2.7 kg)
97-195-099, grey* 97-195-085, black*	Dual-to-Triple Horizontal Crossbar Upgrade Kit: (2) Short Crossbar Extensions, Center Pivot	Transforms Dual-Monitor System 28-370-200 (p.16) into Triple-Monitor System. Note: The weight capacity of the 28-370-200 when using the 97-195-xxx is the same as the 28-281-200 (p.16).	6 lbs (2.7 kg)
28-320-099, grey* 28-320-085, black*	Horizontal Dual-Monitor 28" Crossbar, Vertical Mount	Requires (2) separately-ordered Sliding Pivots (below)	10 lbs (4.5 kg)
60-324-099, grey 60-324-085, black	Vertical Dual-Monitor 21" Bar, Sliding Pivots w/ P/L	Includes Pivots; attaches to Extension w/ Combo Interface	8 lbs (3.6 kg)
60-374-099, grey 60-374-085, black	Combo Monitor/Keyboard Bracket, Single Pivot w/ P/L	Includes Pivots; attaches to Extension w/ Combo Interface; order Keyboard & Keyboard Pivot Tray separately (p.44)	8 lbs (3.6 kg)
Pivots			
47-011-099, grey 47-011-085, black	Single Pivot w/ P/L Interface	Attaches to Extension w/ Pivot	2 lbs (.9 kg)
60-321-009, black	6" Vertical Slide Pivot w/ P/L	Attaches to Extension w/ Pivot Interface	3 lbs (1.4 kg)
47-046-099, grey 47-046-085, black	Sliding Pivot	Attaches to Horizontal Crossbars	2 lbs (.9 kg)
47-047-099, grey 47-047-085, black	Sliding Pivot w/ P/L	Attaches to Horizontal Crossbars	2 lbs (.9 kg)
Other			
60-323-007, aluminum	400 Series Interface Plate	Attaches to Extension w/ Combo Interface; use with 400 Series Rotate Arm only; limit system to (1) Extension	1 lbs (.5 kg)
97-151-007, aluminum	Rotation Stop Bracket	Controls rotation of Extension	1 lbs (.5 kg)

* For allowable monitor widths, see page 60.

Note: Monitor interfaces that are not VESA FDMI compliant require a separately ordered, custom bracket. Contact your Sales Representative for more information. (See page 47 for details.)

Height Adjustment

The 200 Series can be fitted with the 6" Vertical Slide Pivot to add height adjustment capability. With a turn of a knob, the monitor can be repositioned at the optimum height.



Attention:

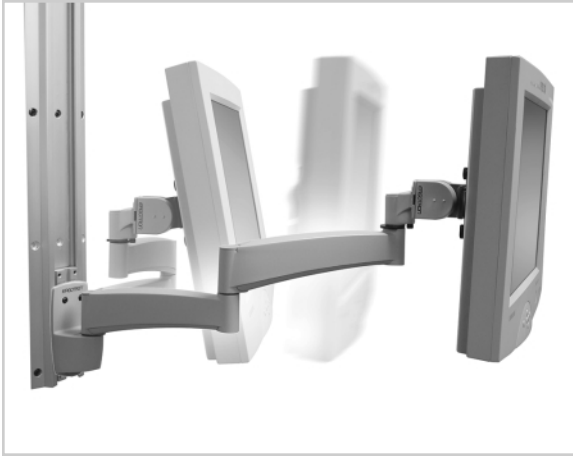
System weight capacity may vary depending on system configuration (e.g., the number of Extensions used). See page 52 to calculate capacity.

For dimensional information, see page 60.

Mounting Options & Accessories for 200 Series

Surface Attachment Options	Page #	Accessory Options	Page #
Direct Mounting, Wall Plates	38	Extensions	17 & 18
Wall Tracks	39	Keyboard/Mouse Trays, Laptop Trays & Accessories	44
Command Posts	40	Monitor Interface Accessories	45
Pole Mounts	42	CPU Holders	45
Slatwall Components	43	Storage Components	46
Mobile WorkStands	33	Peripheral Table	46

Photo Reference for 200 Series



The 200 Series features extension and retraction motion.



200 Combo Arm and CPU Holder attached to Wall Track.



Vertical Mount 200 Series Single Pivot w/ P/L.



Vertical Mount 200 Series 6" Vertical Slide Pivot.



A triple-monitor configuration attached to slatwall using a 1-1/2" Round Pole and Slatwall Pole Clamp.



200 Series Desk Mount configuration.

ARMS Product Selection

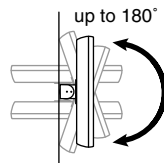
100 Series

100 Pivots provide tilt and portrait/landscape adjustment. Mount them to most vertical surfaces. Their low profile is perfect for space-constrained areas.


Range of Motion

Pivot/Tilt

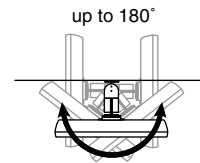
- Single Pivot: 180° up/down tilt
- Single Pivot w/ P/L: 180° up/down tilt; 360° portrait/landscape
- Double Pivot: 180° up/down tilt; 180° left/right tilt
- Double Pivot w/ P/L: 180° up/down tilt; 360° portrait/landscape; 180° left/right tilt
- Keyboard/Laptop Pivot: 180° up/down tilt



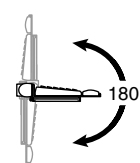
Side View
Up/down tilt



Front View
Portrait/landscape



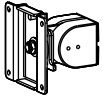
Top View
Left/right tilt



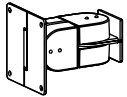
Side View
Up/down tilt



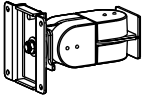
47-001-xxx



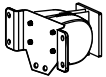
47-011-xxx



47-012-xxx



47-007-xxx



47-009-xxx



60-197-xxx

100 Series

Pivots attach to walls, machines and other vertical surfaces.

Part Number	Description	Weight Capacity	Shipping Weight
Monitor Mounts			
47-001-099, grey 47-001-085, black	Single Pivot	28 lbs (12.7 kg)	1 lbs (.5 kg)
47-011-099, grey 47-011-085, black	Single Pivot w/ P/L	25 lbs (11.3 kg)	2 lbs (.9 kg)
47-012-099, grey 47-012-085, black	Double Pivot	25 lbs (11.3 kg)	3 lbs (1.4 kg)
47-007-099, grey 47-007-085, black	Double Pivot w/ P/L	23 lbs (10.4 kg)	3 lbs (1.4 kg)
Keyboard/Laptop Mounts			
47-009-099, grey* 47-009-085, black*	Keyboard/Laptop Pivot	7.5 lbs (3.4 kg)	2 lbs (.9 kg)
Extenders		Dimensions (L x W x D)	
60-197-100, grey 60-197-101, black	Extender, 5-inch	5" x 2" x 1-3/4" (127 x 51 x 44 mm)	2 lbs (.9 kg)

* Keyboard/Mouse Tray or Laptop Tray ordered separately. (See page 44.)

Note: Monitor interfaces that are not VESA FDMI compliant require a separately ordered, custom bracket. Contact your Sales Representative for more information. (See page 47 for details.)

Mounting Options & Accessories for 100 Series

Surface Attachment Options	Page #	Accessory Options	Page #
Direct Mounting, Wall Plates	38	Extenders	above
Wall Tracks	39	Keyboard/Mouse Trays, Laptop Trays & Accessories	44
Command Posts	40	Monitor Interface Accessories	45
Pole Mounts	42	CPU Holders	45
Slatwall Components	43	Storage Components	46
Mobile WorkStands	33	Peripheral Table	46

Attention: For dimensional information, see page 61.

ARMS Product Selection

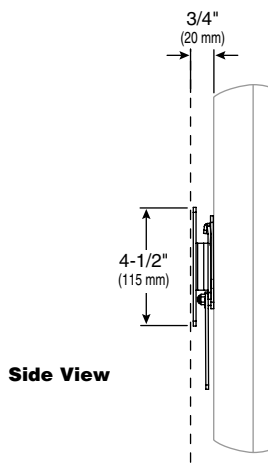
FX Series



Fixed mounts (FX Series) allow flat panels to be hung like a picture. Once installed, monitors are held in place with touch-screen stability. This is a very low-profile mounting solution: monitors are held less than an inch from the wall. Attach the FX Series to most any vertical surface.

Range of Motion

None: The FX Series is a fixed mount solution.



FX Series

A two-part bracket set: To release the monitor from the wall, the user simply moves the lever to the side and lifts. The monitor reinstalls just as easily.

Part Number	Description	Weight Capacity	Shipping Weight
60-239-007, black*	FX-30 Wall Mount	30 lbs (13.6 kg)	2 lbs (.9 kg)

* Kit does not include screws or fasteners to mount bracket to vertical surface. Customer supplied.

Note: Monitor interfaces that are not VESA FDMI compliant require a separately ordered, custom bracket. Contact your Sales Representative for more information. (See page 47 for details.)

Mounting Options & Accessories for FX Series

Surface Attachment Options	Page #	Accessory Options	Page #
Direct Mounting	38	Wrist Rests & Mouse Accessories	44
		CPU Holders	45
		Storage Components	46

ARMS Product Selection

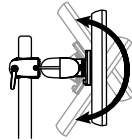
DS100 Series



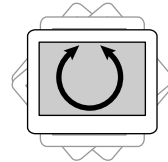
DeskStand 100 (DS100 Series) positions up to five monitors on a worksurface. Choose from three base options: Free Standing, Desk Clamp, or Grommet Mount. The DS100 Series utilizes Paraview Technology: view multiple monitors simultaneously, adjusting their position to a comfortable, ergonomically appropriate location.

Range of Motion

Clamping Pivots



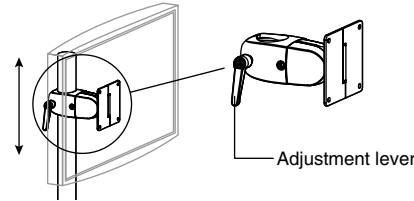
Side View
Up/down tilt



Front View
Portrait/landscape



Top View
Left/right tilt

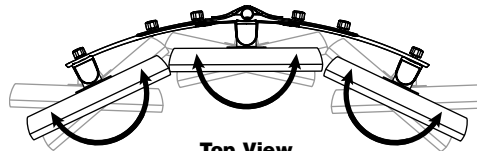


Motion range varies...

- Clamping Pivot: up/down tilt
- Clamping Pivot with P/L: up/down tilt; portrait/landscape
- Clamping Double Pivot: up/down tilt; left/right tilt
- Clamping Double Pivot with P/L: up/down tilt; left/right tilt; portrait/landscape

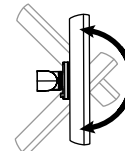
Sliding Pivots

(Can be installed for left/right or up/down tilt)

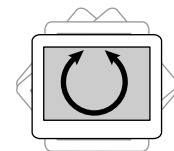


Top View
Left/right tilt

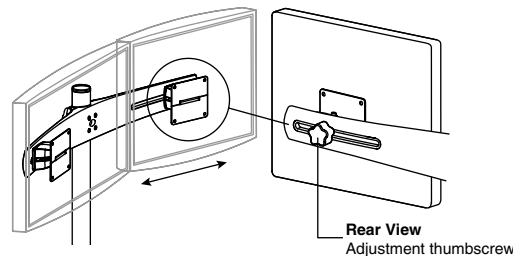
OR



Side View
Up/down tilt



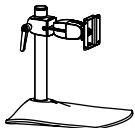
Front View
Portrait/landscape



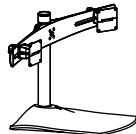
Rear View
Adjustment thumbscrew

Motion range varies...

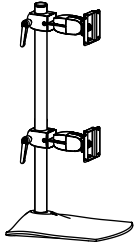
- Sliding Pivot: left/right or up/down tilt
- Sliding Pivot with P/L: left/right or up/down tilt; portrait/landscape



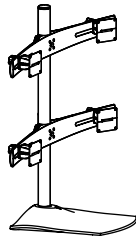
33-090-200



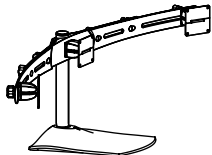
33-092-200



33-091-200



33-096-200



33-095-200

DS100 Series – Pre-configurations

Selections include Pivot(s), Free Standing Base, Pole and Crossbar(s) in one complete package. Standard color is black.

Part Number	Description	Weight Capacity per Pivot	Shipping Weight
33-090-200, black	Single Monitor Pre-configuration: 14" Pole, Clamping Double Pivot w/ P/L	23 lbs (10.4 kg)	11 lbs (5 kg)
33-091-200, black	Dual Monitor Vertical Pre-configuration: 28" Pole, (2) Clamping Double Pivots w/ P/L	23 lbs (10.4 kg)	16 lbs (7.3 kg)
33-092-200, black*	Dual Monitor Horizontal Pre-configuration: 14" Pole, 28" Crossbar, (2) Sliding Pivots	28 lbs (12.7 kg)	16 lbs (7.3 kg)
33-095-200, black*	Triple Monitor Horizontal Pre-configuration: 14" Pole, 46" Crossbar w/ Center Pivot, (2) Sliding Pivots	28 lbs (12.7 kg)	20 lbs (9 kg)
33-096-200, black*	Quad Monitor Pre-configuration: 28" Pole, (2) 28" Crossbars, (4) Sliding Pivots	28 lbs (12.7 kg)	24 lbs (10.9 kg)

* For allowable monitor widths, see page 62.

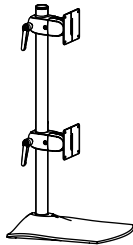
Note: Monitor interfaces that are not VESA FDMI compliant require a separately ordered, custom bracket. Contact your Sales Representative for more information. (See page 47 for details.)

DS100 Series – Custom Configurations

Build your own DeskStand to your exact specifications with selection of interchangeable parts. Below are examples of possible configurations composed with DS100 Series individual components (see next section).

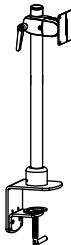
Custom Example 1: Vertical (V) Dual Monitor

- includes:
- 33-262-200, Free Standing Base
 - 20-137-200, 28" Pole
 - 47-057-200, (2), Clamping Pivots



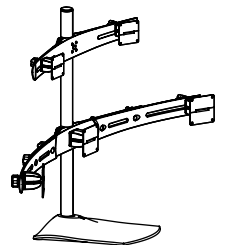
Custom Example 2: Single Monitor

- includes:
- 60-349-200, Desk Clamp Base
 - 20-136-200, 22" Pole
 - 47-057-200, Clamping Pivot



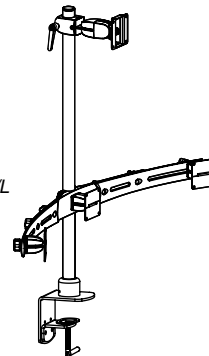
Custom Example 3: Quint Monitor

- includes:
- 33-262-200, Free Standing Base
 - 20-137-200, 28" Pole
 - 60-409-200, 28" Crossbar
 - 60-410-200, 46" Crossbar
 - 47-046-085 (4), Sliding Pivots






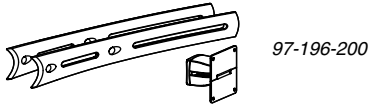
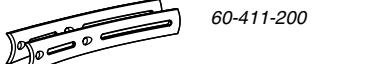

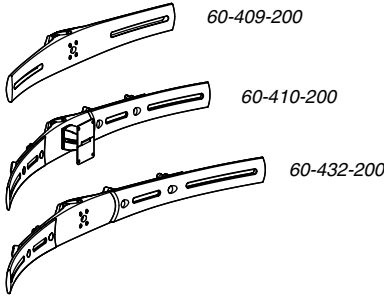
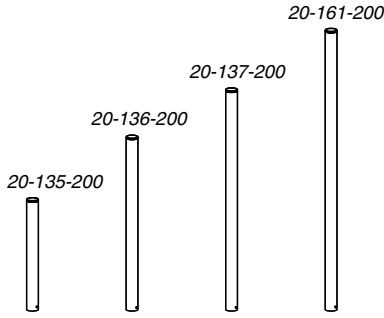


Custom Example 4: Pyramidal (P) Quad Monitor

- includes:
- 60-349-200, Desk Clamp Base
 - 20-161-200, 36" Pole
 - 60-410-200, 46" Crossbar
 - 47-046-085 (2), Sliding Pivots
 - 47-051-200, Clamping Double Pivot w/ P/L



Attention: For dimensional information, see page 62.



DS100 Series – Individual Components

Part Number	Description	Attach to...	Shipping Weight
Bases			
33-262-200, black	Free Standing Base	No attachment necessary	2 lbs (.9 kg)
60-349-200, black	Desk Clamp Base	Worksurface edge ≤ 2-1/8" (54 mm) thick	5 lbs (2.3 kg)
60-350-200, black	Grommet Mount Base	Worksurface through hole 3/8" to 3" (10 to 76 mm) wide, up to ≤ 4" (102 mm) thick	5 lbs (2.3 kg)
Poles			
Recommended Configurations			
20-135-200, black	14" Pole	Single, dual (H), triple (H), quad (H)	2 lbs (.9 kg)
20-136-200, black	22" Pole	Single, dual (H), triple (H), quad (H)	5 lbs (2.3 kg)
20-137-200, black	28" Pole	Dual (V), triple (P), quad (S), quint	5 lbs (2.3 kg)
20-161-200, black	36" Pole	Dual (V), triple (P), quad (P, S), quint	5 lbs (2.3 kg)
Crossbars			
Recommended Configurations			
60-409-200, black*	28" Crossbar (mounts 2 Pivots)	Dual (H), triple (P), quad (S), quint	6 lbs (2.7 kg)
60-410-200, black*	46" Crossbar w/ Center Pivot	Triple (H), quad (P), quint Pivot (mounts 3 Pivots)	10 lbs (4.5 kg)
60-432-200, black*	55" Crossbar (mounts 4 Pivots)	Quad (H) – requires Outboard Pole Clamps & 2 Bases/Poles	11 lbs (5 kg)
60-443-200, black	Outboard Pole Clamps (1 set of 2 clamps)	Quad (H) – attaches 55" Crossbar to 2 Bases/Poles	3 lbs (1.4 kg)
Crossbar Extenders			
Application			
60-411-200, black*	Short Crossbar Extenders	Converts 28" Crossbar to 46" Crossbar	4 lbs (1.8 kg)
60-436-200, black*	Long Crossbar Extenders	Converts 28" Crossbar to 55" Crossbar	4 lbs (1.8 kg)
97-195-200, black*	Short Crossbar Extenders, Center Pivot	Converts 28" Crossbar to 46" Crossbar & adds Pivot to center	6 lbs (2.7 kg)
97-196-200, black*	Long Crossbar Extenders, Center Pivot	Converts 28" Crossbar to 55" Crossbar & adds Pivot to center	6 lbs (2.7 kg)
Pivots			
Attach to...			
Weight Capacity			
47-046-085, black	Sliding Pivot	Crossbar	28 lbs (12.7 kg) 2 lbs (.9 kg)
47-047-085, black	Sliding Pivot w/ P/L	Crossbar	25 lbs (11.3 kg) 2 lbs (.9 kg)
47-057-200, black	Clamping Pivot	Pole	28 lbs (12.7 kg) 3 lbs (1.4 kg)
47-058-200, black	Clamping Pivot w/ P/L	Pole	25 lbs (11.3 kg) 4 lbs (1.8 kg)
47-050-200, black	Clamping Double Pivot	Pole	25 lbs (11.3 kg) 5 lbs (2.3 kg)
47-051-200, black	Clamping Double Pivot w/ P/L	Pole	23 lbs (10.4 kg) 5 lbs (2.3 kg)

* For allowable monitor widths, see page 62.

Note: Monitor interfaces that are not VESA FDMI compliant require a separately ordered, custom bracket. Contact your Sales Representative for more information. (See page 47 for details.)

Key for Recommended Configurations: (H) = horizontal; (V) = vertical; (P) = pyramidal; (S) = square.

Mounting Options & Accessories for DS100 Series

Surface Attachment Options	Page #	Accessory Options	Page #
Freestanding, Desk Clamp, Grommet Mount	above	Wrist Rests & Mouse Accessories	44
		CPU Holders	45
		Storage Components	46

Photo Reference for DS100 Series



Rear view of a horizontal dual-monitor DS100 configuration. Cables are routed through the crossbar.



A horizontal quad-monitor configuration – two bases support four monitors across a level plane while creating a viewing parabola with Ergotron's Paraview Technology.



A dual-monitor vertical configuration provides full tilt adjustability.



Close-up view of the Sliding Pivot on the Paraview bow. With the turn of the knob, a monitor is easily moved to accommodate multiple, different-sized screens on the same stand.



A triple-monitor configuration demonstrates the curve of a "viewing parabola," which maintains a single focal length for viewing.

ARMS Product Selection

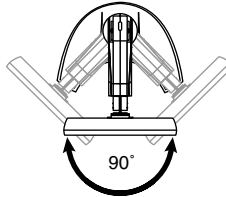
DS400 Series



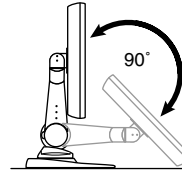
DeskStand 400 (DS400 Series) is a freestanding module that requires no bolting or clamping to a surface. It allows the user to easily adjust a flat panel monitor for maximum comfort and productivity. The sturdy construction is built to last, while its sleek design complements any desktop arrangement.

Range of Motion

Arm Adjustment

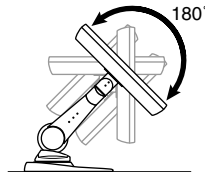


Top View
Side-to-side

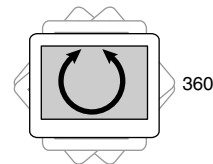


Side View
Vertical

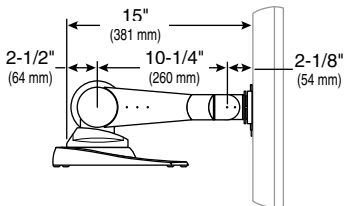
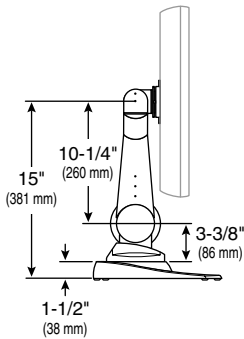
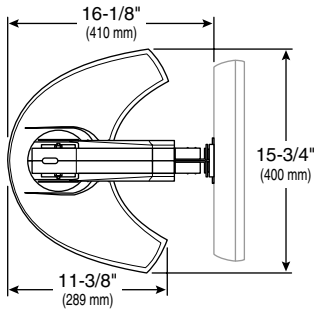
Pivot Adjustment



Side View
Up/down tilt



Front View
Portrait/landscape



DS400 Series

Includes mounting Arm, Pivot and Base in one complete package.

Part Number	Description	Weight Capacity	Shipping Weight
45-053-099, grey	DS400 Series	20 lbs (9 kg)	32 lbs (14.5 kg)
45-053-085, black			

Note: Monitor interfaces that are not VESA FDMI compliant require a separately ordered, custom bracket. Contact your Sales Representative for more information. (See page 47 for details.)

Mounting Options & Accessories for DS400 Series

Surface Attachment Options	Page #	Accessory Options	Page #
Freestanding	n/a	Wrist Rests & Mouse Accessories	44
		CPU Holders	45
		Storage Components	46

ARMS Product Selection


HD Series

HD Series Arms feature full adjustment capability, moving monitors and laptops through a 15" vertical range. The heavy-duty HD45 and Pivots accommodate heavier monitors than standard ARMS products. A laptop version provides a secure docking station. Attach the HD Series to virtually any vertical or horizontal surface.

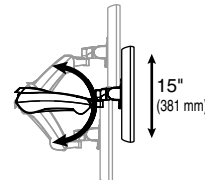


Range of Motion

HD45 Arm



Side View
Up/down tilt



Side View
Height adjustment



Top View
Side-to-side

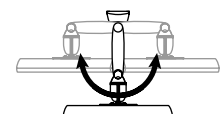
HD Pivot



Side View
Up/down tilt

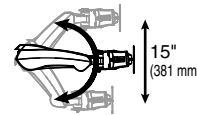


Top View
Left/right tilt

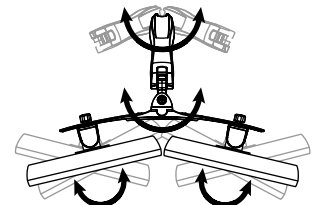


Top View
Side-to-side rotation
with extension

HD Dual-Monitor Arm

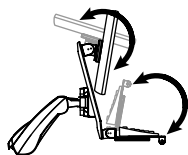


Side View
Height adjustment

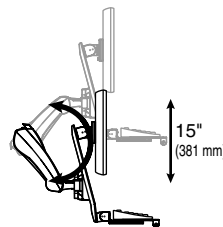


Top View
Side-to-side

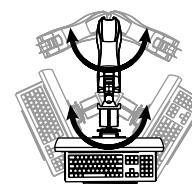
HD Combo Arm



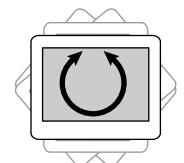
Side View
Up/down tilt



Side View
Height adjustment

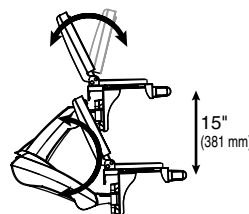


Top View
Side-to-side

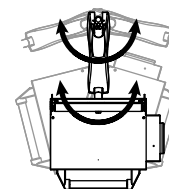


Front View
Portrait/landscape

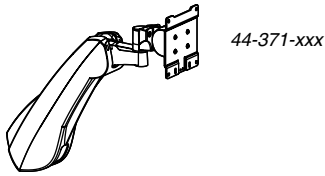
HD Laptop Arm



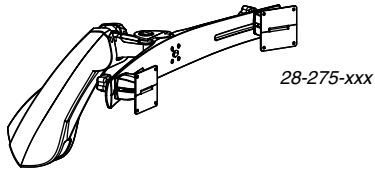
Side View
Height adjustment/tilt



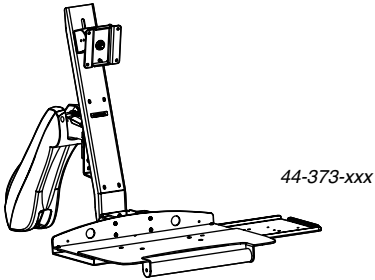
Top View
Side-to-side



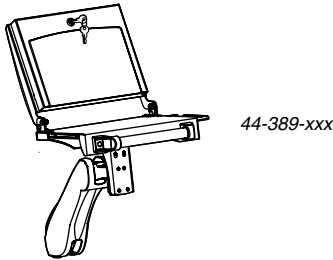
44-371-xxx



28-275-xxx



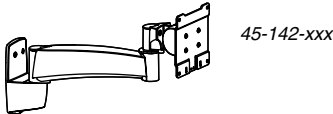
44-373-xxx



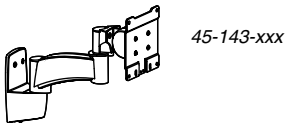
44-389-xxx



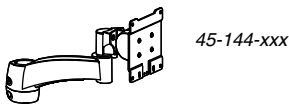
28-274-xxx



45-142-xxx



45-143-xxx



45-144-xxx

HD Series – Arms

Select the HD45 Arm for heavy monitors. The HD Dual-Monitor Arm holds two monitors. The HD Combo accommodates a flat panel and keyboard on the same arm. The HD Laptop Arm offers a secure docking station. Order a Base separately.

Part Number	Description	Weight Capacity per Pivot	Shipping Weight
Monitor Mounts			
44-371-180, grey*	HD45 Arm	20–xx lbs (9.1–xx kg)	9 lbs (4.1 kg)
44-371-200, black*	(order Base separately, page 29)		
Multi Monitor Mounts			
28-275-180, grey**	HD Dual-Monitor Arm	20 lbs (9 kg)	19 lbs (8.6 kg)
28-275-200, black**	(order Base separately, page 29)		
Combo Mounts			
44-373-180, grey	HD Combo Arm, Keyboard Tray w/ Sliding Mouse Tray	Mon: 25 lbs (11.3 kg)	19 lbs (8.6 kg)
44-373-200, black	(order Base separately, page 29)	Kybd: 15 lbs (6.8 kg)	
Laptop Mounts			
44-389-180, grey	HD Laptop Arm, Security Shroud	20 lbs (9 kg)	42 lbs (19.1 kg)
44-389-200, black	(order Base separately, page 29)		

* VESA FDMI 100 x 100 mm monitor hole pattern only. Not compatible with 75 x 75 mm interface.

** For allowable monitor widths, see Page 62.

Note: Monitor interfaces that are not VESA FDMI compliant require a separately ordered, custom bracket. Contact your Sales Representative for more information. (See page 47 for details.)

HD Series – Pivots

HD Pivots provide a fixed height solution for heavy monitors.

Part Number	Description	Weight Capacity per Pivot	Shipping Weight
28-274-180, grey*	HD Pivot, Vertical Mount	See chart below	3 lbs (1.4 kg)
28-274-200, black*			
45-142-180, grey*	HD Pivot, 9" Extension, Vertical Mount	See chart below	9 lbs (4.1 kg)
45-142-200, black*			
45-143-180, grey*	HD Pivot, 5" Extension, Vertical Mount	See chart below	6 lbs (2.7 kg)
45-143-200, black*			
45-144-180, grey*	HD Pivot, 7" Pole Mount Extension	See chart below	6 lbs (2.7 kg)
45-144-200, black*			

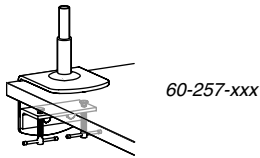
* VESA FDMI 100 x 100 mm monitor hole pattern only. Not compatible with 75 x 75 mm interface.

Note: Monitor interfaces that are not VESA FDMI compliant require a separately ordered, custom bracket. Contact your Sales Representative for more information. (See page 47 for details.)

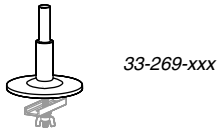
Weight Capacity	
applies to HD45 Arm and HD Pivots	
Monitor Thickness	Monitor Weight
4" (102 mm)	40 lbs (18 kg)
3-1/2" (89 mm)	43 lbs (19.5 kg)
3-1/4" (83 mm)	45 lbs (20.4 kg)
3" (76 mm)	48 lbs (21.8 kg)
2-1/2" (64 mm)	53 lbs (24 kg)

Attention:

For additional weight capacity information, see page 53.



60-257-xxx

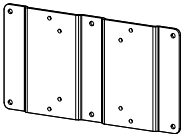


33-269-xxx



60-378-xxx

97-197-200, converts 100 x 200 mm monitors into 75 x 75 mm or 100 x 100 mm hole pattern



HD Series – Other Components

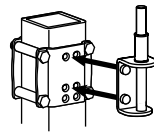
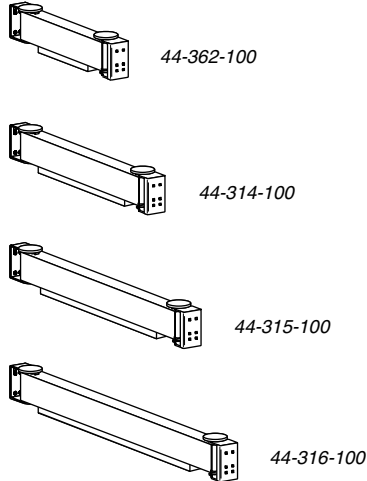
Order a Base separately (except for HD Pivots, which include a Vertical Mount) to complement your HD Arm. Optional Extenders increase the reach of your HD Series Arm solution.

Part Number	Description	Attaches to...	Shipping Weight
Bases		Attaches to...	
60-257-180, grey* 60-257-200, black*	Desk Clamp	Horizontal surface at edge ≤ 3" (76 mm) thick	5 lbs (2.3 kg)
33-269-180, grey* 33-269-200, black*	Grommet Mount	Horizontal surface through hole 3/8" to 3" (10 to 76 mm) wide, up to 4" (102 mm) thick	5 lbs (2.3 kg)
60-378-180, grey* 60-378-200, black*	Vertical Mount	Vertical surface: wall, Command Post, Wall Track, etc.	2 lbs (.9 kg)
Interface Plate		Attaches to...	
97-197-200, black	100 x 200 mm Adapter Plate Kit	Monitors using the VESA MIS-E, C Interface Standard	2 lbs (.9 kg)
Extenders		Dimensions (L x W x D)	
44-362-100, grey*	Extender, 12-inch	12" x 2" x 6-1/4" (305 x 51 x 159 mm)	7 lbs (3.2 kg)
44-314-100, grey*	Extender, 18-inch	18" x 2" x 6-1/4" (457 x 51 x 159 mm)	9 lbs (4.1 kg)
44-315-100, grey*	Extender, 24-inch	24" x 2" x 6-1/4" (610 x 51 x 159 mm)	12 lbs (5.5 kg)
44-316-100, grey*	Extender, 30-inch	30" x 2" x 6-1/4" (762 x 51 x 159 mm)	14 lbs (6.4 kg)

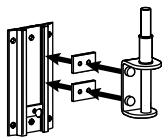
* Not compatible with HD Pivots.

HD Series Arms Vertical Mount Attachment

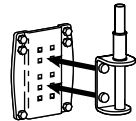
Use Vertical Mount (60-378-xxx) in tandem with mounting systems.



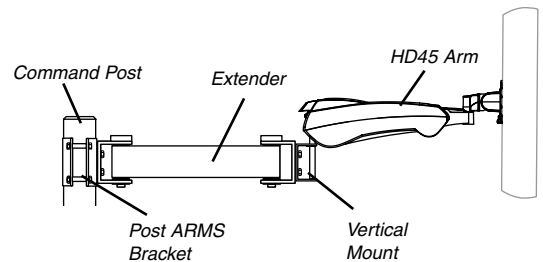
Command Post
(page 40)



Wall Track
(page 39)



Wall Mount
Bracket
(page 38)



The HD Series is well-suited to industrial applications using the Command Post.

Mounting Options & Accessories for HD Series

Surface Attachment Options	Page #	Accessory Options	Page #
Desk Clamp, Grommet Mount	above	Extenders	above
Direct Mount (Vertical Mount, above), Wall Plates	38	Wrist Rests & Mouse Accessories	44
Wall Tracks	39	CPU Holders	45
Command Posts	40	Storage Components	46
		Peripheral Table	46

ARMS Product Selection

VL Series

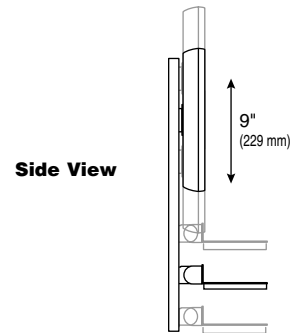


Vertical Lift ARMS (VL Series) are wall-mounted modules that allow quick positioning of a monitor and keyboard. When the keyboard is folded in the storage position and with the appropriate monitor selection, the total system depth can be as little as 4 inches (102 mm), making it the ideal solution for confined or high-traffic areas. When installed at the correct height, the 9 inches (229 mm) of vertical adjustment accommodates the ergonomic height needs of everyone from the average-height female to the average-height male, in both sitting or standing applications.

Range of Motion

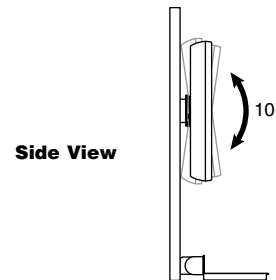
Vertical Lift Range

- 9" (229 mm) of height adjustment
 - monitor and keyboard move in tandem



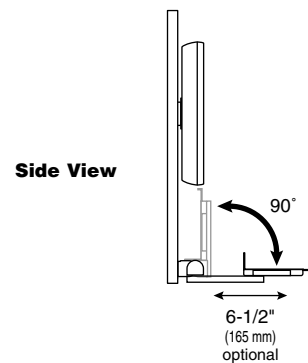
Monitor Tilt

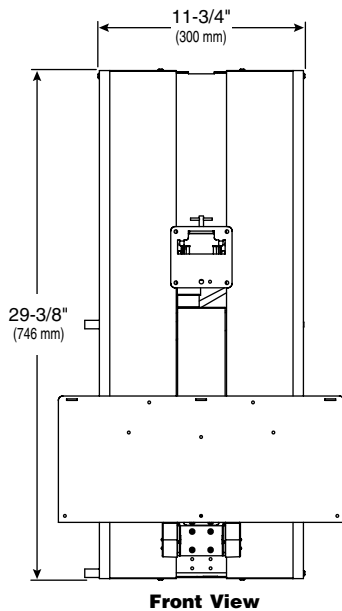
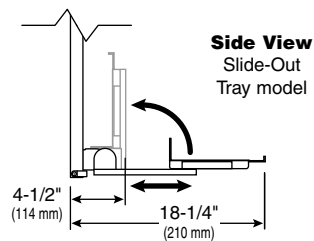
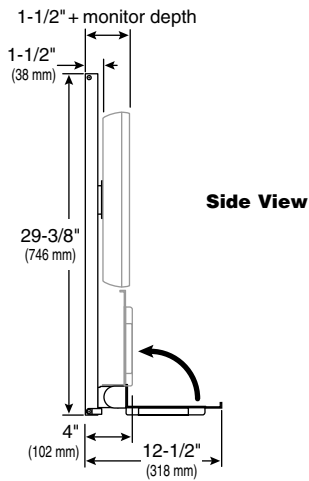
- Monitor tilts up and down 10°
 - monitor tilt varies between monitors



Keyboard Adjustment

- Keyboard tilts 90°
- Keyboard extends 6-1/2" (165 mm)
 - optional





VL Series

The monitor and keyboard move up and down in tandem for ease of use. An optional Slide-Out Keyboard Tray allows the user to pull out the keyboard to a more comfortable position. The system's smooth steel construction is both durable and easy to clean. A quick-connect interface makes monitor attachment/removal easy.

Part Number	Description	Weight Capacity**	Shipping Weight
25-022-100, grey*	VL Series, VL-9 w/ Standard Keyboard Tray	9–34 lbs (4.1–15.5 kg)	34 lbs (15.5 kg)
25-022-101, black*			
25-027-100, grey*	VL Series, VL-9 w/ Slide-Out Keyboard Tray	5–30 lbs (2.3–13.6 kg)	40 lbs (18.2 kg)
97-175-100, grey	Retrofit Kit to add Slide-Out Keyboard Tray	5–30 lbs (2.3–13.6 kg)	10 lbs (4.5 kg)

* Includes Keyboard Tray w/ Sliding Mouse Tray & Wrist Rest Holder (77-050-xxx) and Mouse Pad (85-025-079).

** Combined weight of monitor and keyboard.

Note: • Use of a VESA FDMI Standard compliant flat panel monitor is strongly recommended. We strongly urge you to contact to verify monitor compatibility prior to ordering. (See page 47 for details.)

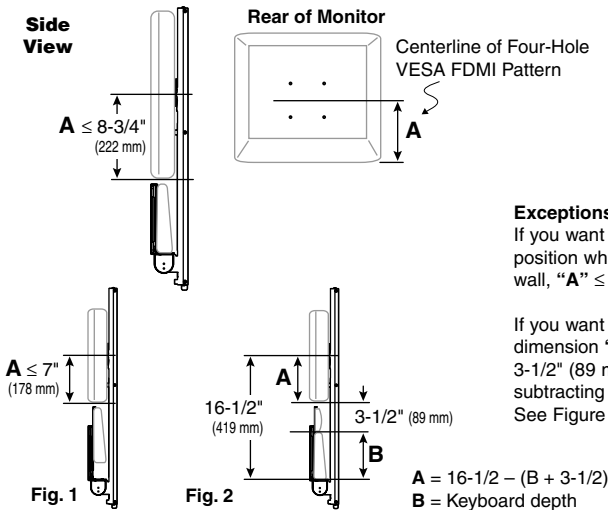
• Monitors with cables that exit straight out the back of the monitor, as well as monitors that have non-removable bases/stands, may not be compatible with the VL Series. The VL Series works best with cables that exit in a downward or sideward direction.

• Choose a monitor with four-hole mounting pattern at or near top-to-bottom center-line (C/L).

VL Series Attachment

For VL Series to remain less than 4" (102 mm) from the wall when in storage position, follow these guidelines:

1. Monitor must not be more than 2-1/2" (63 mm) thick.
2. Keyboard should not be more than 7-1/4" (184 mm) deep.
3. Dimension "A" must be no greater than 8-3/4" (222 mm).
4. Slide-Out Keyboard option cannot be used as its depth = 4-1/2" (114 mm).



Exceptions:

If you want to install your keyboard in a forward position while remaining $\leq 4"$ (102 mm) from the wall, "A" $\leq 7"$ (178 mm). See Figure 1.

If you want to use a keyboard wrist rest, dimension "A" can be calculated by adding 3-1/2" (89 mm) to the keyboard depth "B" and subtracting this sum from 16-1/2" (419 mm). See Figure 2.

Mounting Options & Accessories for VL Series

Surface Attachment Options	Page #	Accessory Options	Page #
Direct Mounting	38	Wrist Rests & Mouse Accessories	44
Command Posts	40	CPU Holders	45
		Storage Components	46
		Peripheral Table	46

ARMS Product Selection

MD Series

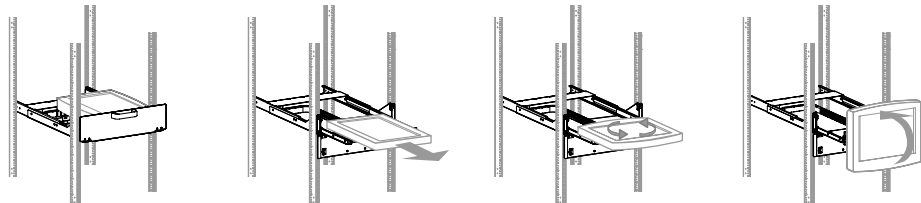


Monitor Drawers (MD Series) securely integrate a flat panel monitor and/or keyboard into a 19" rack-mount or enclosure. Store your flat panel folded down horizontally, ready to be pulled out for viewing. Drawers require only 3U of rack space. The MD Series provides a rock-solid platform, even for monitors with touch-screen capability. Cables are safely routed through the integrated cable management system.

Range of Motion

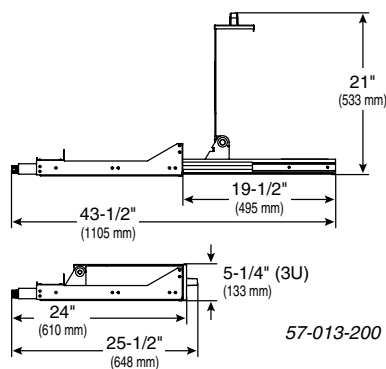
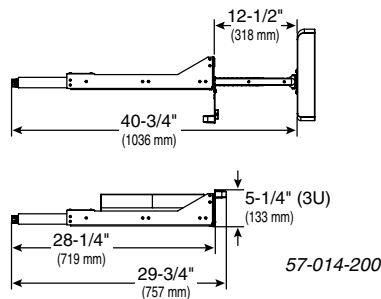
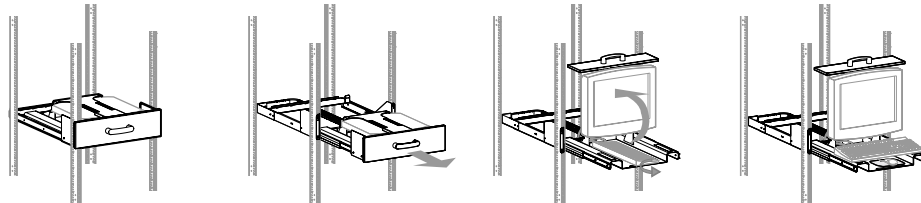
MD101

- Pulls out from storage position when needed. Smooth gliding action.
- Monitor tilts up/down: 180°
- Screen adjustment portrait/landscape: 360°



MD102

- Pulls out from storage position when needed. Smooth gliding action.



MD Series

Features quick and easy installation to front rails of rack – no rear-rail attachment necessary! Monitor and/or keyboard are not included so you get to choose the type you want. Drawers require only 3U of rack space.

Part Number	Description	Max. Monitor Weight	Shipping Weight
57-014-200, black	MD Series, MD101 Monitor-Only Drawer	25 lbs (11.3 kg)	14 lbs (6.4 kg)
57-013-200, black	MD Series, MD102 Monitor/Keyboard Drawer	25 lbs (11.3 kg)	25 lbs (11.3 kg)

Note: Monitor interfaces that are not VESA FDMI compliant require a separately ordered, custom bracket. Contact your Sales Representative for more information. (See page 47 for details.)

Maximum Monitor Dimension: MD101 accepts monitor up to 17-1/4" x 16-1/2" x 3" (438 x 419 x 76 mm); MD102 accepts monitor up to 17-1/4" x 14-1/2" x 3" (438 x 368 x 76 mm).

Mounting Options & Accessories for MD Series

Surface Attachment Options	Page #	Accessory Options	Page #
Enclosures (Orderguide 870-03-017)	*	Wrist Rests & Mouse Accessories	44
19" Racks	*		

ARMS Product Selection

Mobile WorkStand



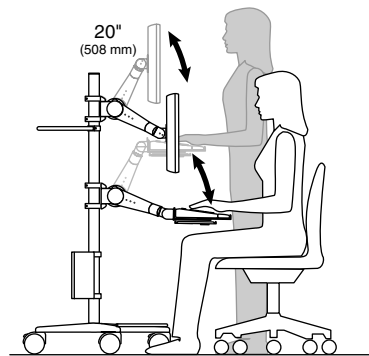
No matter how demanding the mobile computing application, or what type of computing equipment you need to mobilize, has a computer cart to get the job done.

Mobile WorkStand integrates technology and convenience, allowing the user to move a computer system from room to room. It quickly adjusts to a sitting or standing user height, providing an ergonomically-correct work environment at all times.

Range of Motion

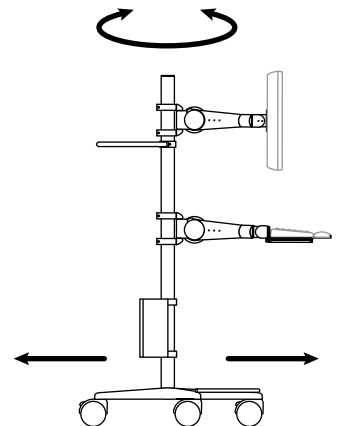
Height adjustment

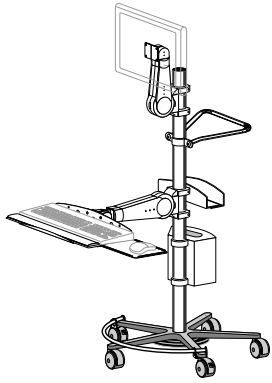
- Up to 20" (508 mm)



Mobile WorkStand
Standing or sitting use

Fully mobile – casters allow unlimited system relocation





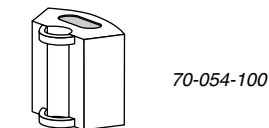
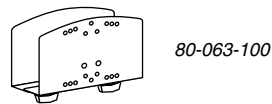
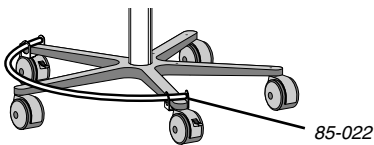
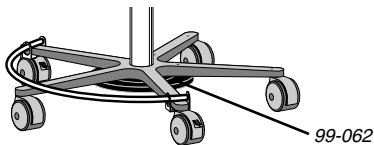
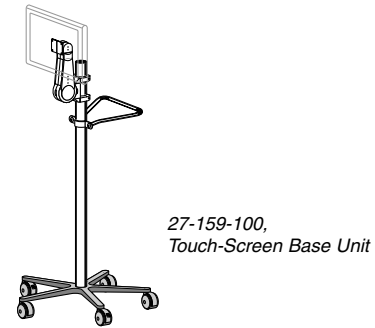
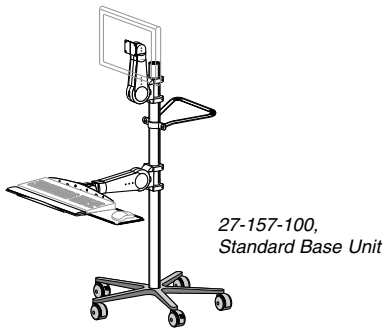
Mobile WorkStand Base Units

Choose from these pre-configured Base Units, then add optional peripherals and components as needed to complete your Mobile WorkStand.

Part Number	Description	Shipping Weight
27-157-100, grey	Mobile WorkStand Pre-configuration, Standard Base Unit <i>Includes:</i> Base, Casters, Pole, Handle, 400 Series Fixed Single Pivot Arm, 400 Series Fixed Keyboard/Laptop Pivot Arm, Mounting Brackets, Keyboard Tray with Sliding Mouse Tray & Wrist Rest Holder	50 lbs (22.7 kg)
27-158-100, grey	Mobile WorkStand Pre-configuration, Laptop Base Unit <i>Includes:</i> Base, Casters, Pole, Handle, 400 Series Fixed Keyboard/Laptop Pivot Arm, Mounting Brackets, Laptop Tray	36 lbs (16.4 kg)
27-159-100, grey	Mobile WorkStand Pre-configuration, Touch-Screen Base Unit <i>Includes:</i> Base, Casters, Pole, Handle, 400 Series Fixed Single Pivot Arm, Mounting Brackets	34 lbs (15.5 kg)

* Monitor interfaces that are not VESA FDMI compliant require a separately ordered, custom bracket. Contact your Sales Representative for more information. (See page 47 for details.)

Note: All Mobile WorkStands have a total height of 55" (1397 mm) and a base diameter of 27" (686 mm). Mobile WorkStands require assembly.



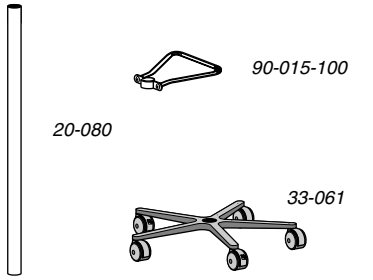
Optional Peripherals & Components for Mobile WorkStand

Order these options to complete your cart to your exact specifications. A separately ordered Pole Mount Bracket is required for CPU Holders and the Wire Storage Basket.

Part Number	Description	Dimensions H x W x D	Shipping Weight
99-062, black*	Weighted Base 25 lbs (11.4 kg)	1" x 11-1/4" x 11-1/4" (25 x 286 x 286 mm)	26 lbs (11.8 kg)
85-022, chrome	Footrest		2 lbs (.9 kg)
50-180-180, grey	Base Tray w/ Mounting Straps	1" x 14" x 12" (25 x 356 x 305 mm)	10 lbs (4.5 kg)
80-053-100, grey**	CPU Holder, Extra Small	4" x 10" x 1-1/2-2-1/2" (102 x 254 x 38-64 mm)	3 lbs (1.4 kg)
80-063-100, grey**	CPU Holder, Small	6" x 10" x 2-5/8-4-1/8" (152 x 254 x 67-105 mm)	6 lbs (2.7 kg)
80-058-100, grey**	CPU Holder, Medium	6-1/2" x 10" x 4-1/2-8" (165 x 254 x 114-203 mm)	10 lbs (4.5 kg)
70-054-100, grey	Cable Box (Pole Mount Brackets included)	9-1/8" x 7-7/8" x 4-3/8" (231 x 201 x 112 mm)	3 lbs (1.4 kg)
99-068-100, grey**	Wire Storage Basket	6-1/8" x 13-1/8" x 4-1/8" (156 x 333 x 105 mm)	3 lbs (1.4 kg)
60-144-003	Pole Mount Bracket for CPU Holders & Wire Storage Basket		1 lbs (.5 kg)

* Recommended for system stability.

** Requires separately ordered Pole Mount Bracket. May be mounted to Bracket shared by other peripheral or Arm.

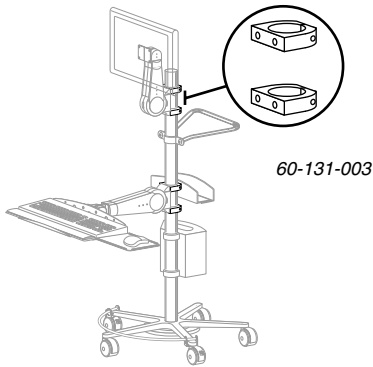


Configure Your Own Mobile WorkStand

Start with the basic components below. Then add peripherals and components listed on the previous page. Next, choose arms/pivots to mount your monitor, keyboard and/or laptop: 400, 300, 200 and 100 Series are compatible with Mobile WorkStand.

Note: When selecting arms/pivots, consult an Representative to ensure proper configuration. Custom Pole lengths can also be ordered.

Part Number	Description	Dimensions H x W x D	Shipping Weight
20-080, chrome	2" Round Pole	50" x 2" x 2" (1270 x 51 x 51 mm)	7 lbs (3.2 kg)
33-061, black	Base & Casters	7" x 27" x 27" (178 x 686 x 686 mm)	13 lbs (5.9 kg)
90-015-100, chrome	Handle	1" x 9-1/4" x 11" (25 x 235 x 279 mm)	2 lbs (.9 kg)



Brackets to Mount Arms & Peripherals to Mobile WorkStand


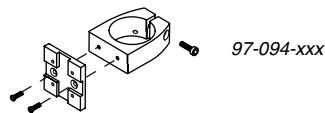
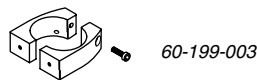
For both arms/pivots and peripherals**, select the appropriate bracket listed below. Attach anywhere along the Pole.

Part Number	Description	Application	Shipping Weight
60-131-003, aluminum*	Pole Mount Brackets (2 Brackets)	Mounts: 400, 300, 200 Series, 400 Combo	2 lbs (.9 kg)
60-144-003, aluminum	Pole Mount Bracket (1 Bracket)	Mounts: CPU Holders, Wire Storage Basket	1 lbs (.5 kg)
60-199-003, aluminum*	Split Pole Mount Bracket (1 Bracket)	Mounts: 400, 300 & 200 Series, 400 Combo, CPU Holders, Storage Basket <i>For use with Pole having no open end – facilitates mounting after ARMS are in place</i>	2 lbs (.9 kg)
97-094-099, grey 97-094-085, black	Pole Mount Bracket Kit for Pivot (1 Bracket & Pivot Mount Plate)	Mounts: 100 Series Pivots, Extender for 100 Series	2 lbs (.9 kg)
60-382-099, grey 60-382-085, black	Pivot Mount Plate	Mounts: 100 Series Pivots to Bracket	1 lbs (.5 kg)

* 400, 300, 200 Series, and 400 Combo require two Brackets for installation.

** Refer to the peripheral's description to see whether Bracket is necessary.

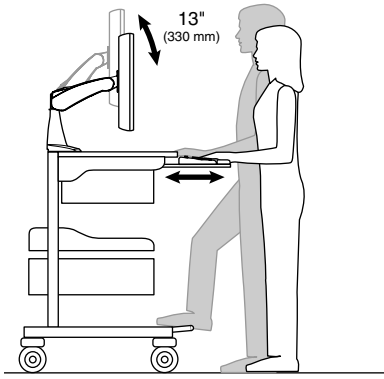
Note: Brackets provide attachment holes on two sides. This allows an additional Arm or peripheral to be mounted on the opposite side. However, a 100 Series Pivot may only be mounted to one side.



Mounting Options & Accessories for Mobile WorkStand

Surface Attachment Options	Page #	Accessory Options	Page #
n/a		400 Vertical Mount Arms	7
		300 Vertical Mount Arms	11
		200 Vertical Mount Arms	15
		100 Pivots	20
		CPU Holders, Base Tray, Footrest, Storage Basket	34
		Weighted Base, Cable Box	34
		Keyboard/Mouse Trays, Laptop Trays & Accessories	44

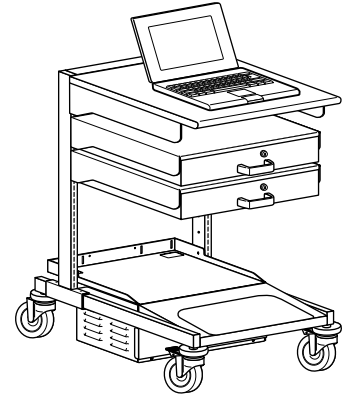
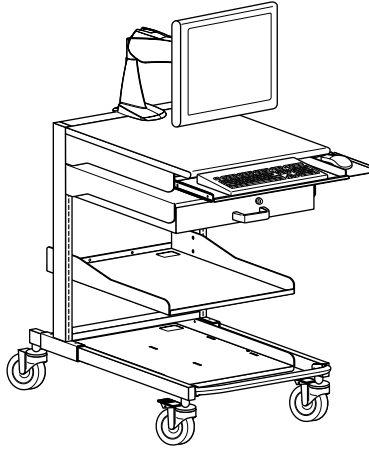
Other Carts



Mobile WorkCenter
Standing use only

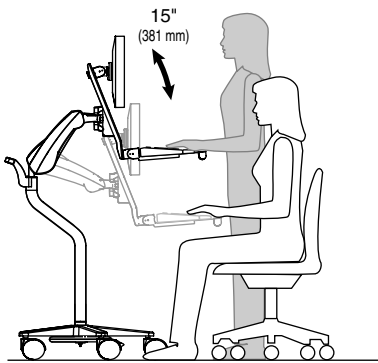
Mobile WorkCenter:

The Mobile WorkCenter is a complete workstation on wheels, with extra storage space for equipment, tools and supplies. Consult the Mobile WorkCenter Orderguide, 870-03-010, for ordering information.



HD Series Cart:

The HD Series Cart provides easy single-motion adjustment to place your computer where you need it with little effort. Consult the HD Series Cart Orderguide, 870-03-019, for ordering information.



HD Series Cart
Standing or sitting use

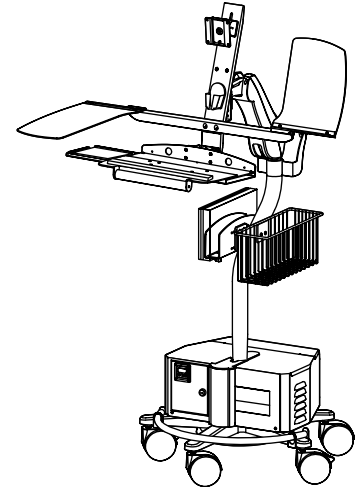
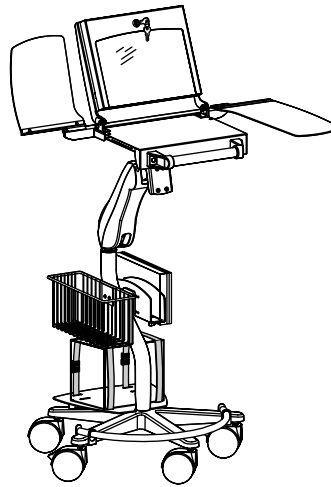


Photo Reference for Carts

Mobile WorkStands



Mobile WorkStand shown in standing use position.



Mobile WorkStand shown in sitting use position.



Mobile WorkStand shown with Horizontal Dual-Monitor Crossbar.

Mobile WorkCenter



Mobile WorkCenter shown with 300 Series Desk Mount.



Mobile WorkCenter shown with 6" adjustable Suspension Arm for CRTs.



Mobile WorkCenter shown with Monitor Platform for CRTs.

HD Series Carts



HD Series Cart – Flat Panel Configuration shown with Ergotron Power Supply at bottom.



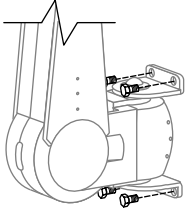
HD Series Cart – Laptop Configuration shown with Document Holder/Writing Surface accessory.



HD Series Cart – Laptop Configuration shown in sitting use position.

Surface Attachment Options

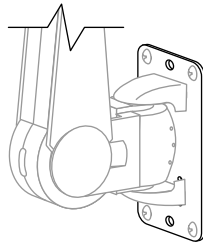
Direct Mounting



400, 300, 200, 100, VL, HD, and FX Series ARMS can mount directly to surfaces. Since applications vary, fasteners that attach ARMS to any surface should be supplied by the user. For direct-mount hole patterns, see pp. 54–57.

Always consult the appropriate construction, engineering, or architectural personnel to ensure the product is mounted securely to handle applied loads. For most vertical-surface applications, Ergotron recommends an additional mounting interface, such as a Wall Plate or Wall Track, for added support.

Wall Plates



97-101-003,
Wall Mount Plate
w/ 400 Series Arm

Wall Plates provide better support by spreading weight over a larger area.

Part Number	Description	Dimensions H x W	Shipping Weight
97-101-003, aluminum*	Wall Mount Plate for 400, 300, 200, 100 Series & HD Pivots	8-3/8" x 3-1/2" (213 x 89 mm)	1 lbs (.5 kg)
60-152-100, grey*	Wall Mount Bracket for HD Series Arms (excludes HD Pivots)	8" x 6-5/8" (203 x 169 mm)	1 lbs (.5 kg)

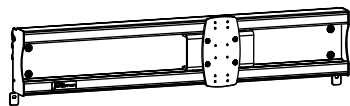
* Does not include fasteners for attaching to vertical surface. Customer supplied.

Note: Refer to page 56 for additional specifications.

Furniture Mounts



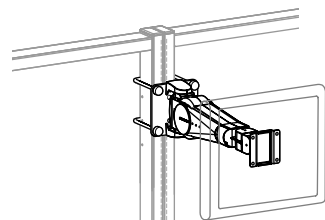
42-021-100



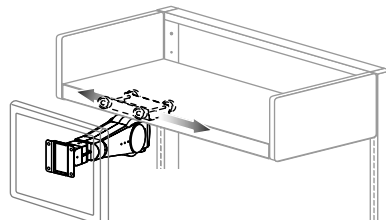
30-061-100

Integrate Flat Panel ARMS within Ergotron technical furniture systems: LAN Organizer™ 3000 and TechStation.

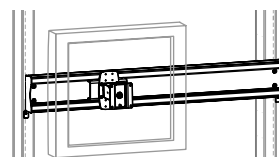
Part Number	Description	Application	Shipping Weight
42-021-100, grey	Shelf Mount Truck	Mounts 400 Series Suspend Mount Arm below Suspension Shelf or Security Cabinet. Features side-to-side sliding motion across rail	3 lbs (1.4 kg)
30-062-100, grey	30" Rail with Truck	Mounts 100 Series Pivots and 200, 300 and 400 Series Vertical Mount Arms between frame uprights. Features side-to-side sliding motion across rail	7 lbs (3.2 kg)
30-061-100, grey	42" Rail with Truck	Mounts 100 Series Pivots and 200, 300 and 400 Series Vertical Mount Arms between frame uprights. Features side-to-side sliding motion across rail	7 lbs (3.2 kg)
60-231-100, grey	Arm Mount Kit	Mounts 200, 300 or 400 Series Vertical Mount Arm to front of frame	3 lbs (1.4 kg)
60-230-100, grey	Arm Mount Kit	Mounts 200, 300 or 400 Series Vertical Mount Arm to inside of frame	3 lbs (1.4 kg)
60-233-100, grey	Arm Mount Kit	Mounts 200, 300 or 400 Series Vertical Mount Arm to double frame	3 lbs (1.4 kg)



60-233-100, 400 Series Vertical Mount Arm clamped to double frame

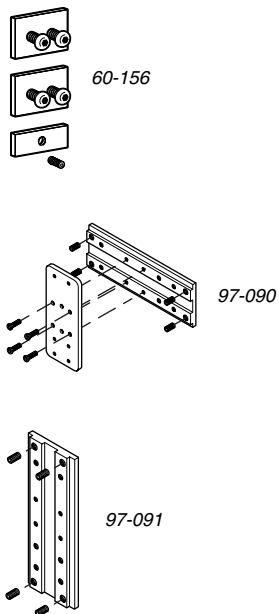
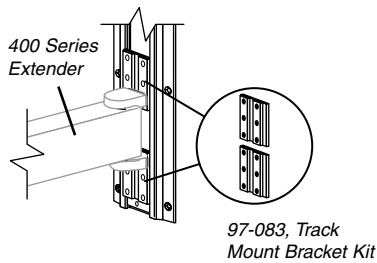
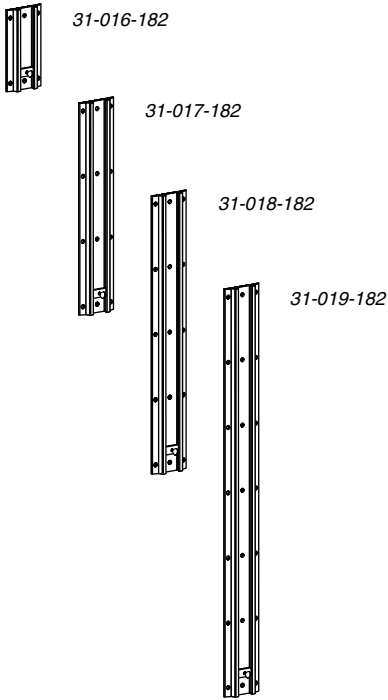


42-021-100, 400 Series Suspend Mount Arm attached to Shelf Mount Truck below shelf



30-061-100, 100 Series Pivot mounted between frame uprights

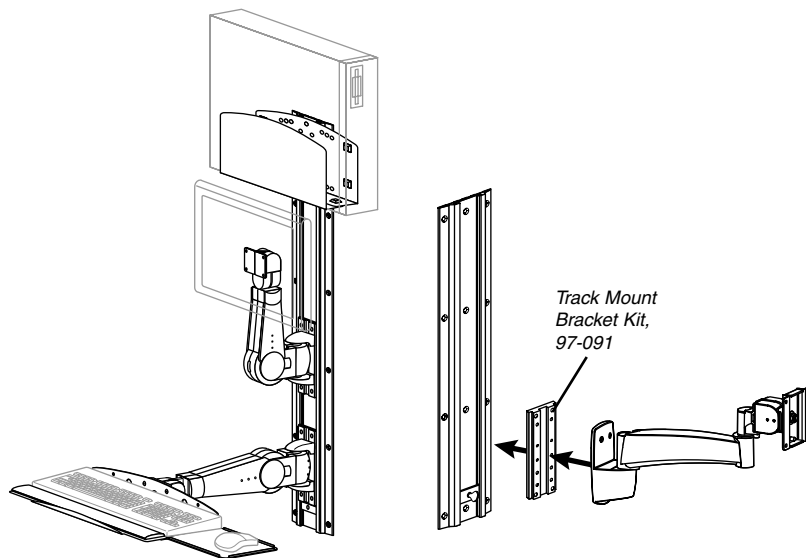
Wall Tracks



Wall Track provides a common interface for mounting multiple Ergotron components. When mounting components to Wall Track, you must order the appropriate Track Mount Bracket Kits. Peripherals for Wall Track can be found on pages 45–46.

Part Number	Description	Dimensions H x W	Shipping Weight
31-016-182, silver	10" Wall Track	10" x 5" (254 x 127 mm)	2 lbs (.9 kg)
31-017-182, silver	26" Wall Track	26" x 5" (660 x 127 mm)	4 lbs (1.8 kg)
31-018-182, silver	34" Wall Track	34" x 5" (864 x 127 mm)	7 lbs (3.2 kg)
31-019-182, silver	50" Wall Track	50" x 5" (1270 x 127 mm)	9 lbs (4.1 kg)
Wall Track Mounting Kits		Application	
90-010	Wall Track Mounting Kit, (10) Phillips self-tapping 14 x 1.5 LG screw	Sheet metal or wood studs	1 lbs (.5 kg)
90-011	Wall Track Mounting Kit, (10) Phillips 1/4"-20 x 1.5 LG screw/toggle anchor	Hollow walls	1 lbs (.5 kg)
Track Mount Bracket Kits		Application	
97-091, aluminum	Track Mount Bracket Kit	Mounts 400, 300, 200, 100 Series and HD Pivot to vertically oriented Wall Track, OR 100 Series to horizontally oriented Wall Track	1 lbs (.5 kg)
97-090, aluminum	Horizontal Track Mount Bracket Kit	Mounts 400, 300, 200 Series and HD Pivot to horizontally oriented Wall Track	1 lbs (.5 kg)
60-151, aluminum	Vertical Track Mount Bracket Kit	Mounts HD Arms to vertically oriented Wall Track	1 lbs (.5 kg)
97-083, aluminum	Vertical Track Mount Bracket Kit	Mounts Extenders for 400 Series to vertically oriented Wall Track	1 lbs (.5 kg)
60-188, aluminum	Vertical Track Mount Bracket Kit	Mounts Extenders for HD Arms to vertically oriented Wall Track	1 lbs (.5 kg)
60-156, zinc	Peripheral Track Mount Bracket Kit	Mounts CPU Holders to vertically oriented Wall Track	2 lbs (.9 kg)

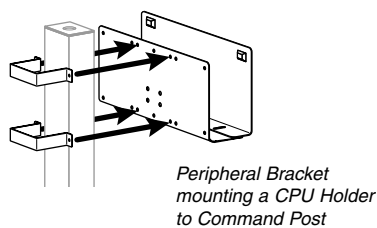
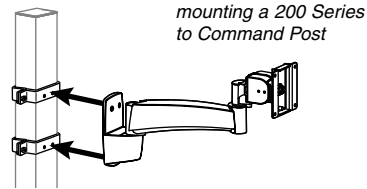
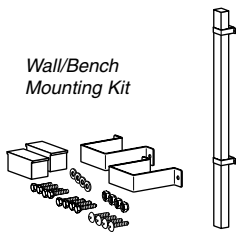
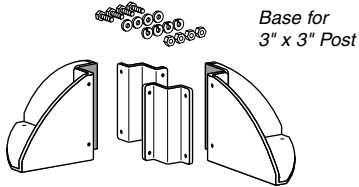
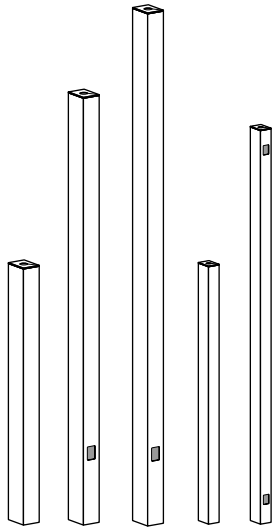
Note: Refer to page 56 for additional specifications.



Command Posts

Command Post gives you the flexibility to mount one or more computer systems to a floor, bench, machine or ceiling – using little or no floor space. It is constructed from heavy-duty 11-gauge steel for long-lasting durability.

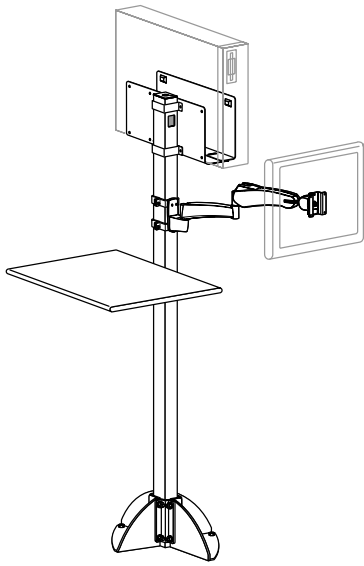
Brackets are required to mount ARMS and peripherals to the Command Post. A Bracket Interface, which adapts the component to the standard bracket, is also required for the Vertical Lift and the Cable Box. Peripherals for Command Post can be found on pages 45–46.



Part Number	Description	Dimensions (H x W x D)	Shipping Weight
Bases		Dimensions (H x W x D)	
20-075-100, grey	48" Post, 3" x 3"	48" x 3" x 3" (1219 x 76 x 76 mm)	20 lbs (9.1 kg)
20-076-100, grey	80" Post, 3" x 3"	80" x 3" x 3" (2032 x 76 x 76 mm)	32 lbs (14.5 kg)
20-077-100, grey	96" Post, 3" x 3"	96" x 3" x 3" (2438 x 76 x 76 mm)	38 lbs (17.3 kg)
20-142-100, grey	48" Post, 2" x 2"	48" x 2" x 2" (1219 x 51 x 51 mm)	10 lbs (4.5 kg)
20-143-100, grey	74" Post, 2" x 2"	74" x 2" x 2" (1880 x 51 x 51 mm)	20 lbs (9.1 kg)
Bases – Horizontal Surface		Dimensions (H x W x D)	
60-359-100, grey	Base for 2" x 2" Post	7" x 16" x 16" (178 x 406 x 406 mm)	22 lbs (10 kg)
60-360-100, grey	Base for 3" x 3" Post	7" x 17" x 17" (178 x 432 x 432 mm)	24 lbs (10.9 kg)
90-018	Hardware Kit for concrete surface attachment, (4) stud anchors		1 lbs (.5 kg)
Mounting Kit Brackets – Vertical Surface			
97-012-100, grey	Wall/Bench Mounting Kit for 2" x 2" Post		2 lbs (.9 kg)
97-011-100, grey	Wall/Bench Mounting Kit for 3" x 3" Post		3 lbs (1.4 kg)
Brackets for ARMS		Application	
60-363-100, grey	2" x 2" Post ARMS Bracket	Mounts 100 Series	2 lbs (.9 kg)
60-364-100, grey	2" x 2" Post ARMS Bracket	Mounts 200, 300, 400 Series, HD Pivot	4 lbs (1.8 kg)
60-153-100, grey	2" x 2" Post ARMS Bracket	Mounts HD Arms	4 lbs (1.8 kg)
60-365-100, grey	3" x 3" Post ARMS Bracket	Mounts 100 Series	2 lbs (.9 kg)
60-366-100, grey	3" x 3" Post ARMS Bracket	Mounts 200, 300, 400 Series, HD Pivot, Extenders for 400 Series	4 lbs (1.8 kg)
60-154-100, grey	3" x 3" Post ARMS Bracket	Mounts HD Arms, Extenders for HD Arms	4 lbs (1.8 kg)
Brackets for Peripherals		Application	
60-157-100, grey	2" x 2" Post Peripheral Bracket	Mounts CPU Holders and Cabinet, Peripheral Table, Footrest	3 lbs (1.4 kg)
60-158-100, grey	3" x 3" Post Peripheral Bracket	Mounts CPU Holders and Cabinet, Peripheral Table, Footrest	3 lbs (1.4 kg)
Bracket Interfaces		Application	
60-369-100, grey	Bracket Interface for 9" Vertical Lift	Adapts VL Series to standard bracket	5 lbs (2.3 kg)
60-377-100, grey	Bracket Interface for Cable Box	Adapts Cable Box to standard bracket	5 lbs (2.3 kg)

Note: See "Mounting Options and Uses Table" to determine which Post, Base/Bracket and Arm(s) to choose.

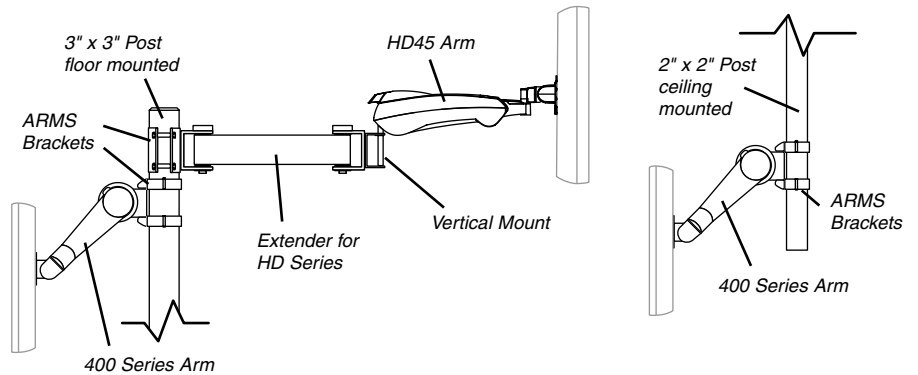
Mounting Options and Uses Table



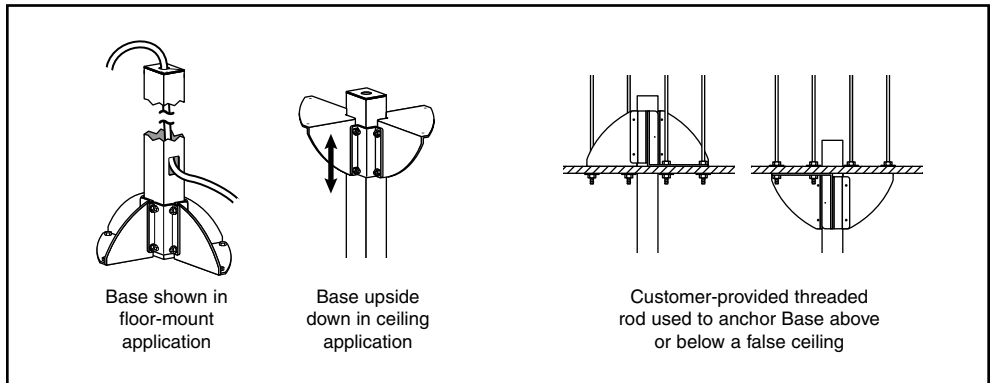
Post Part Number	Dimensions H x W x D	Base/Bracket Part Number	Floor/Ceiling allowable configuration	Wall/Bench/Machine allowable configuration
20-142-100	48" x 2" x 2"	60-359-100/97-012-100	Arm, no Extender	Arm w/ Extender
20-143-100	72" x 2" x 2"	60-359-100/97-012-100	Arm, no Extender	Arm w/ Extender
20-075-100	48" x 3" x 3"	60-360-100/97-011-100	Arm(s) w/ Extender	Arm(s) w/ Extender
20-076-100	80" x 3" x 3"	60-360-100/97-011-100	Arm(s) w/ Extender	Arm(s) w/ Extender
20-077-100	96" x 3" x 3"	60-360-100/97-011-100	Arm(s) w/ Extender	Arm(s) w/ Extender

Configuration Examples

Examples of allowable configurations according to the Mounting Options and Uses Table

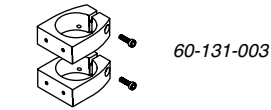


Floor vs. Ceiling-Mount Applications

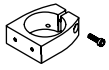


Pole Mounts

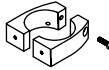
Attach equipment to 2", 1-3/4" or 1-1/2" Round Poles. Use your own pole or choose from the selection below.



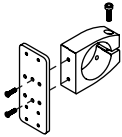
60-131-003



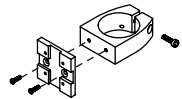
60-144-003



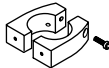
60-199-003



97-089



97-094



60-347-003



60-420-200

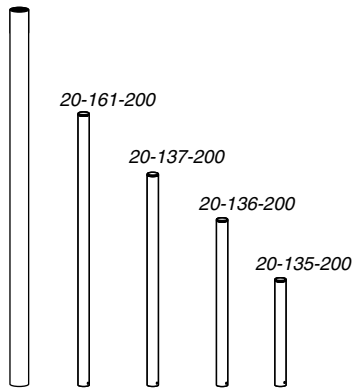


60-382-xxx



60-383-003

20-080



20-161-200

20-137-200

20-136-200

20-135-200



60-349-200



60-350-200

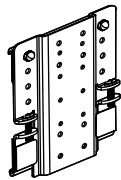
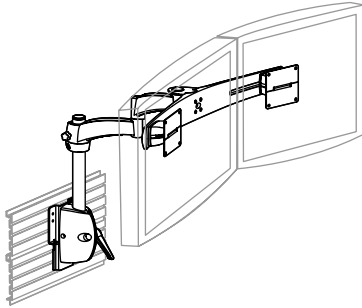
Part Number	Description	Application	Shipping Weight
2" Pole-Mount Brackets			
60-131-003, aluminum	Pole-Mount Brackets (2 Brackets)	200, 300, 400 Series, HD Pivot, Extenders on vertical 2" Round Pole	2 lbs (.9 kg)
60-144-003, aluminum	Pole-Mount Bracket	CPU Holders, Wire Storage Basket on vertical 2" Round Pole	1 lbs (.5 kg)
60-199-003, aluminum*	Split Pole-Mount Bracket (1 Bracket)	200, 300, 400 Series, HD Pivot, Extenders, CPU Holders, Wire Storage Basket on vertical 2" Round Pole. <i>For use with Pole having no open end</i>	2 lbs (.9 kg)
97-089, aluminum	Horizontal Pole-Mount Bracket Kit	200, 300, 400 Series, HD Pivot, on horizontal 2" Round Pole	1 lbs (.5 kg)
97-094, aluminum	Pole-Mount Bracket Kit for 100 Series	100 Series Pivots on vertical or horizontal 2" Round Pole	2 lbs (.9 kg)
1-3/4" Pole-Mount Brackets			
60-347-003, aluminum*	Split Pole-Mount Bracket (1 Bracket)	200, 300, 400 Series, HD Pivot, Extenders, CPU Holders, Wire Storage Basket on vertical 1-3/4" Round Pole	2 lbs (.9 kg)
1-1/2" Pole-Mount Brackets			
60-420-200, black	Large Clamp, <i>Features adjustment lever for easy height repositioning</i>	200, 300 Series & HD Pivot on 1-1/2" Round Pole	3 lbs (1.4 kg)
60-423-003, aluminum	Split Pole-Mount Bracket (1 Bracket)	200, 300, 400 Series, HD Pivot, Extenders, CPU Holders, Wire Storage Basket on vertical 1-1/2" Round Pole	2 lbs (.9 kg)
Note: 7" Extensions w/ Pole Clamp attaches directly to 1-1/2" Round Poles. No bracket necessary. See 200 Series section (pp.14–19) for product information.			
Adapter Interface Plates			
60-382-085, grey 60-382-099, black	Pivot Mount Plate	Allows mounting of 100 Series to Brackets on 1-1/2" or 2" Round Pole	1 lbs (.5 kg)
60-383-003, aluminum	Arm Mount Plate	Allows mounting of 200, 300, 400 Series to Bracket on horizontal 1-1/2" or 2" Round Pole	1 lbs (.5 kg)
Poles			
20-080, chrome	2" Round Pole, 50"L		7 lbs (3.2 kg)
20-135-200, black	1-1/2" Round Pole, 14"L		2 lbs (.9 kg)
20-136-200, black	1-1/2" Round Pole, 22"L		5 lbs (2.3 kg)
20-137-200, black	1-1/2" Round Pole, 28"L		5 lbs (2.3 kg)
20-161-200, black	1-1/2" Round Pole, 36"L		5 lbs (2.3 kg)
Bases for 1-1/2" Round Poles			
60-349-200, black	Desk Clamp Base for 1-1/2" Round Pole	Worksurface edge ≤ 2-1/8" (54 mm) thick	5 lbs (2.3 kg)
60-350-200, black	Grommet Mount Base for 1-1/2" Round Pole	Worksurface through hole 3/8" to 3" (10 to 76 mm) wide, up to ≤ 4" (102 mm) thick	5 lbs (2.3 kg)

Note: Slatwall Pole Clamps also available. See Slatwall Components section (p.43) for product information.

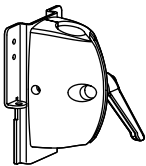
* Order two Brackets for 200, 300 and 400 Series installation.

Slatwall Components

Slatwall Brackets attach 400, 300, 200 and 100 Series to slatwall. Slatwall Pole Clamps support a 1-1/2" Round Pole, to which arms may be mounted. Order according to slatwall manufacturers. Standard color is black.



Slatwall Bracket

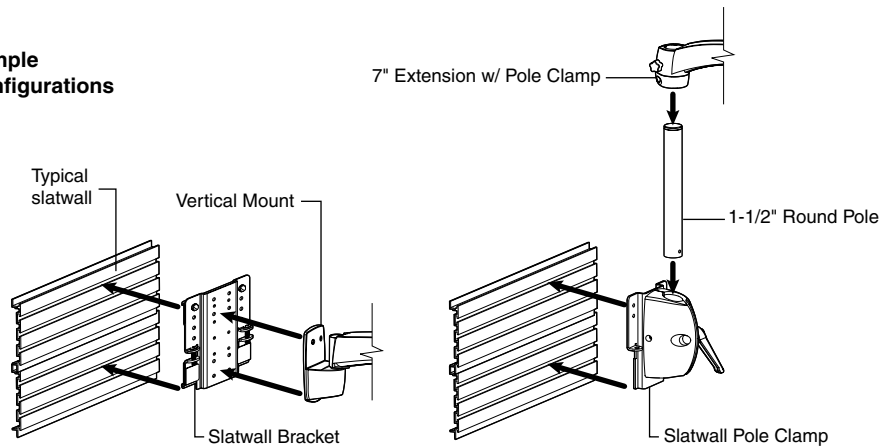


Slatwall Pole Clamps

Part Number	Description	Shipping Weight
Slatwall Brackets		
60-271-009, black	Woodtronics, Knoll, Infra-structure, Evans, Eurocraft, Teknion, Steelcase, EDP, CBA	2 lbs (.9 kg)
60-272-009, black	Novalink	2 lbs (.9 kg)
60-274-009, black	Wall Street Trading, LaCOUR	2 lbs (.9 kg)
60-450-009, black	SBF1	2 lbs (.9 kg)
60-293-009, black	Herman Miller	2 lbs (.9 kg)
60-332-009, black	ECB	2 lbs (.9 kg)
Slatwall Pole Clamps <i>Note: Use with 1-1/2" Round Poles (p.42).</i>		
60-413-200, black	Woodtronics, Knoll, Infra-structure, Evans, Eurocraft, Teknion, Steelcase, EDP, CBA	4 lbs (1.8 kg)
60-415-200, black	LaCOUR	4 lbs (1.8 kg)
60-416-200, black	SBF1	4 lbs (1.8 kg)
60-417-200, black	Herman Miller	4 lbs (1.8 kg)

Note: Minimum of 3 slats are required to attach slatwall components.

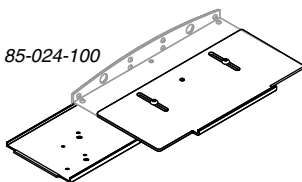
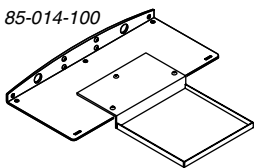
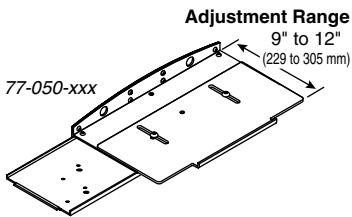
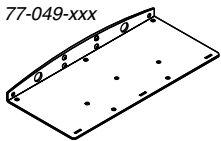
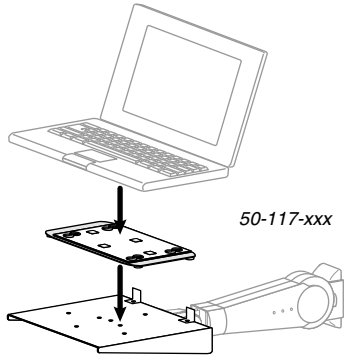
Sample Configurations



Accessory Selections

Keyboard/Mouse Trays, Laptop Trays & Accessories

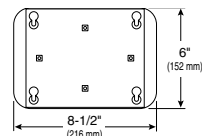

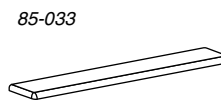
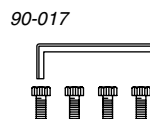
Use in conjunction with 400, 300, 200 and 100 Series Keyboard/Laptop Arms and Pivots.



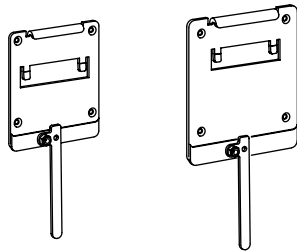
Part Number	Description	Dimensions W x D x H	Shipping Weight
Keyboard/Mouse Trays			
77-049-100, grey 77-049-101, black	Keyboard Tray	16-1/2" x 7-1/4" x 2" (420 x 185 x 51 mm)	3 lbs (1.4 kg)
77-050-100, grey 77-050-101, black	Keyboard Tray w/ Sliding Mouse Tray & Wrist Rest Holder	17-1/2" x 9 to 12" x 2-1/2" (445 x 229 to 305 x 64 mm)	7 lbs (3.2 kg)
Upgrade Kits			
85-014-100, grey	Front Mouse Tray	7-1/8" x 7-1/8" x 1" (181 x 181 x 25 mm)	3 lbs (1.4 kg)
85-024-100, grey*	Sliding Mouse Tray & Wrist Rest Holder		5 lbs (2.3 kg)
Laptop Trays			
50-117-100, grey 50-117-101, black	Laptop Tray (includes Adhesive Mounting Kit)	8" x 9" x 2-1/8" (203 x 229 x 53 mm)	2 lbs (.9 kg)

* Add to Keyboard Tray 77-049-100 to create 77-050-100.

Laptop Tray Accessories	Application		
90-017	Tamper Resistant Screw Kit	Attaches Adhesive Pad to Laptop Tray utilizing special screws	1 lbs (.5 kg)
99-065	Replacement Adhesive Mounting Kit	Replacement Adhesive Mounting Kit if Tray's original adhesive becomes worn	1 lbs (.5 kg)
Wrist Rests & Mouse Accessories		Dimensions	
85-033, black	Wrist Rest	19" x 3" x 3/4" (483 x 76 x 19 mm)	1 lbs (.5 kg)
85-010-087, grey	Wrist Rest, premium, easy-clean	19" x 3" x 3/4" (483 x 76 x 19 mm)	1 lbs (.5 kg)
85-025-079	Mouse Pad	7" x 7" x 1/4" (178 x 178 x 6 mm)	1 lbs (.5 kg)
99-033-078, white	Mouse Pouch	3" x 2" x 4-1/2" (76 x 51 x 114 mm)	1 lbs (.5 kg)

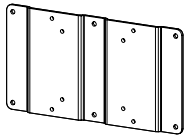


Monitor Interface Accessories



60-244-007

60-243-007



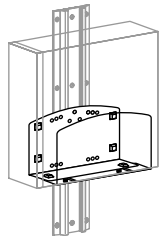
97-197-200, converts 100 x 200 mm monitors into 75 x 75 mm or 100 x 100 mm hole pattern

Attach your monitor to Ergotron ARMS with the Quick Mounting Kit – no tools necessary. The Quick Release Kit makes removal and reattachment of your monitor fast and easy. The Tamper Resistant Kit secures the lever of the Quick Release Kit.

Part Number	Description	Application	Shipping Weight
97-182-085, black	Quick Mounting Kit, (4) Screws w/ easy-turn knob head	Connects ARMS to monitor's VESA FDMI interface	1 lbs (.5 kg)
60-244-007, black*	Quick Release Kit 75 mm	Mounts between 75 mm monitor interface & 75 mm ARMS product interface	1 lbs (.5 kg)
60-243-007, black*	Quick Release Kit 100 mm	Mounts between 100 mm monitor interface & 100 mm ARMS product interface	1 lbs (.5 kg)
90-022	Quick Release Tamper Resistant Kit (1 screw & hex wrench)	Prevents tampering of monitor mounted with Quick Release Kit	1 lbs (.5 kg)
90-023	Quick Release Tamper Resistant Kit (10 screws)	Prevents tampering of monitors mounted with Quick Release Kits	1 lbs (.5 kg)
60-254-007, black	75 x 75 mm to 100 x 100 mm, Conversion Plate Kit	Mounts 100 x 100 mm monitor to Ergotron Arm w/ 75 x 75 mm interface	1 lbs (.5 kg)
97-197-200, black	100 x 200 mm Adapter Plate Kit	Attaches to monitors using the VESA MIS-E, C Interface Standard	2 lbs (.9 kg)

* Fasteners to attach VESA FDMI compliant monitors and most Ergotron custom interfaces are provided. However, user may need to supply own fasteners for some applications.


CPU Holders



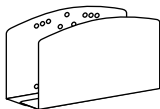
80-053-100



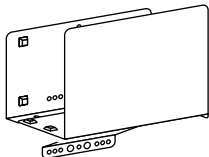
80-063-xxx



80-058-xxx



80-059-xxx



80-061-xxx

CPU Holders

Mounts CPUs in a vertical, tower position. Each holder's width is adjustable. Four sizes are available to accommodate equipment of 1-1/2" to 11" wide.

Part Number	Description	Dimensions H x W x D	Weight Capacity	Shipping Weight
80-053-100, grey	CPU Holder, Extra Small	4" x 10" x 1-1/2–2-1/2" (102 x 254 x 38–64 mm)	40 lbs (18.1 kg)	3 lbs (1.4 kg)
80-063-100, grey 80-063-101, black	CPU Holder, Small	6" x 10" x 2-5/8–4-1/8" (152 x 254 x 67–105 mm)	50 lbs (22.7 kg)	6 lbs (2.7 kg)
80-058-100, grey 80-058-101, black	CPU Holder, Medium	6-1/2" x 10" x 4-1/2–8" (165 x 254 x 114–203 mm)	100 lbs (45.4 kg)	10 lbs (4.5 kg)
80-059-100, grey* 80-059-101, black*	CPU Holder, Large	14-5/8" x 12" x 6-1/8–11" (372 x 305 x 156–279 mm)	150 lbs (68.1 kg)	14 lbs (6.4 kg)

* The Large CPU Holder (80-059-xxx) is not compatible with the Mobile WorkStand.

Note: To attach to Wall Track, Bracket 60-156 is required. To attach to Command Post, order either Bracket 60-157-100 or 60-158-100. Also mounts directly to surface: fasteners supplied by user when direct mounting.

CPU Shelves

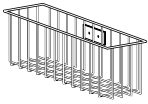
Mounts CPUs in horizontal, desktop position. Cable through-holes are located in the rear.

Part Number	Description	Dimensions W x D x H	Weight Capacity	Shipping Weight
80-060-100, grey 80-060-101, black	CPU Shelf, Medium	17" x 17" x 5" (432 x 432 x 127 mm)	100 lbs (45.4 kg)	16 lbs (7.3 kg)
80-061-100, grey* 80-061-101, black*	CPU Shelf, Large	22" x 20" x 7-1/2" (559 x 508 x 191 mm)	150 lbs (68.1 kg)	20 lbs (9.1 kg)

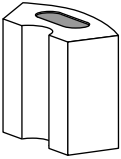
* Do not use CPU Shelf, Large (80-061-xxx) with 2" x 2" Command Posts (20-142-100, 20-143-100).

Note: To attach to Wall Track, Bracket 60-156 is required. To attach to Command Post, order either Bracket 60-157-100 or 60-158-100. Also mounts directly to surface: fasteners supplied by user when direct mounting.

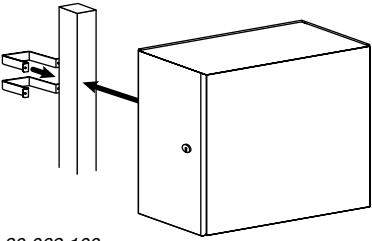
Storage Components



99-068-100



70-083-100



80-062-100

The CPU Cabinet is vented and lockable. The Wire Storage Basket and Cable Box add extra storage options to a configuration.

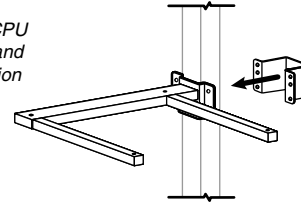
Part Number	Description	Dimensions H x W x D	Shipping Weight
99-068-100, grey*	Wire Storage Basket	6-1/8" x 13-1/8" x 4-1/8" (156 x 333 x 105 mm)	3 lbs (1.4 kg)
70-083-100, grey**	Cable Box for Command Post	9-1/8" x 7-7/8" x 4-3/8" (231 x 201 x 112 mm)	3 lbs (1.4 kg)
80-062-100, grey***	CPU Cabinet	18-3/8" x 21" x 8" (467 x 533 x 203 mm)	34 lbs (15.5 kg)
65-029-100, grey	Fixed Underbracing for 3" x 3" Command Post		11 lbs (5 kg)
65-059-100, grey	Fixed Underbracing for Wall Track		11 lbs (5 kg)

* Compatible with Wall Track, Command Post and 2" Pole. To attach to Wall Track, Bracket 97-091 is required. To attach to Command Post, order either Bracket 60-363-100 or Bracket 60-365-100.

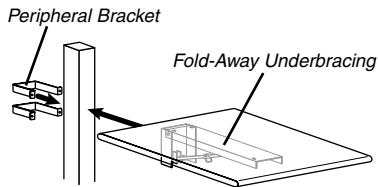
** To attach to Command Post, order Bracket Interface 60-377-100 and either Bracket 60-157-100 or 60-158-100.

*** Compatible with Wall Track and Command Post. To attach to Wall Track: for vertical orientation Bracket 60-156 required; for horizontal orientation order Fixed Underbracing 65-059-100. To attach to Command Post: for vertical orientation order Bracket 60-157-100 or 60-158-100; for horizontal orientation order Fixed Underbracing 65-029-100. No bracket required when attaching Peripheral Table with Fixed Underbracing.

Fixed Underbracing - Use with CPU Cabinet (horizontal orientation) and Peripheral Table. Wall Track version available.



Peripheral Table



Peripheral Tables are compatible with Wall Track and Command Post

The Peripheral Table provides a solid, laminated surface for writing or holding equipment on the Wall Track or Command Post. Configure it with either a Fixed or Fold-Away Underbracing.


Part Number	Description	Dimensions L x W x H	Shipping Weight
55-035-999, laminated	Peripheral Table	20" x 18" x 3/4" (508 x 457 x 19 mm)	10 lbs (4.5 kg)
65-048-100, grey*	Fold-Away Underbracing		7 lbs (3.2 kg)
65-059-100, grey**	Fixed Underbracing for Wall Track		7 lbs (3.2 kg)
65-029-100, grey**	Fixed Underbracing for 3" x 3" Command Post		11 lbs (5 kg)

* Compatible with Wall Track and Command Post. To attach to Wall Track, Bracket 60-156 is required. To attach to Command Post, order either Bracket 60-157-100 or 60-158-100.

** No extra bracket is required when attaching Peripheral Table with Fixed Underbracing.

Footrest

The Footrest is recommended for Command Post



Install a Footrest to provide more ergonomic comfort to the user.

Part Number	Description	Dimensions L x W x H	Weight Capacity	Shipping Weight
85-023-100, grey*	Footrest	14" x 2-1/8" x 2-1/8" (356 x 54 x 54 mm)	200 lbs (90.9 kg)	7 lbs (3.2 kg)

* To attach to Command Post, order either Bracket 60-157-100 or 60-158-100.

Monitor Interface & VESA® Standard Guide

VESA® FDMI™ Standard



Rear view of a flat panel monitor that is VESA MIS-D, 100/75, C compliant. It is attached to a 100 Series Pivot.



Rear view of a flat panel monitor that is VESA MIS-E, C compliant. It is attached to a HD Pivot with 9" Extension using the 100 x 200 mm Adapter Plate Kit.

The VESA® FDMI™ Standard* defines physical mounting interfaces, hole patterns, and associated cable and power supply location guidelines for flat panel monitors. ARMS are designed to fit this standard to make monitor attachment quick and easy.

However, if your monitor is not VESA FDMI Standard compliant, a custom bracket may be available for your monitor.

Oftentimes a monitor's hole pattern is revealed by removing its base (refer to your monitor's manual for details). Contact to verify that your monitor is VESA FDMI Standard compliant.

Standard Interfaces:

VESA MIS-D, 100/75, C (the most common monitor standard)

If your monitor is supplied with the VESA FDMI Standard 75 x 75 mm or 100 x 100 mm mounting hole pattern, your monitor will attach to ARMS.

VESA MIS-E, C

If your monitor is supplied with the VESA FDMI Standard 100 x 200 mm mounting hole pattern, your monitor will attach to ARMS using the 100 x 200 mm Adapter Plate Kit (97-197-200).

Monitors that conform to the VESA Standard bolt directly to ARMS. provides (4) 4 mm x 10 mm screws for VESA MIS-D, 100/75 interface monitor attachment. For VESA MIS-E, C interface attachment, supplies (4) 8-32 x 5/16" screws. Your monitor may require different screws, which may be provided by the monitor manufacturer.

Custom Interface Bracket

If your monitor does not include a VESA FDMI Standard mounting hole pattern, a separately-ordered custom mounting bracket may be available. Contact the monitor manufacturer to see if they have this option available. If it is not available from the monitor manufacturer, Ergotron has developed a number of custom brackets to interface with existing flat panel monitors. Contact Ergotron at 800-888-8458 (option 2) to see if one is available for your monitor.

* VESA FDMI Standard stands for Video Electronics Standards Association Flat Display Mounting Interface Standard.

Ergotron, Inc., is a full member of the Video Electronics Standards Association (VESA®), which is comprised of over 300 high-tech member companies who work on standards for the video electronics market that will shape the technology of tomorrow.

If you have a monitor with a 100 x 100 mm hole pattern that you would like attached to an ARMS product with a 75 x 75 mm interface, a Conversion Plate Kit is available. Please note that all ARMS now ship with both 75 mm and 100 mm interface plates. See Monitor Interface Accessories on page 45.

Ergonomics Data & Mounting Heights

Ergonomic Ground Rules – English Units

To obtain optimum performance from a workstation, consider the following topics during installation of your Flat Panel ARMS:

- The adjustment range of the ARMS product.
- The use-mode of the ARMS product...
 - > Monitoring/viewing only?
 - > Data entry?
 - > User will be sitting?
 - > User will be standing?
 - > User will be sitting *and* standing at different times?
- Vertical mounting height of the ARMS product in respect to user(s)...
 - > Female or male only?
 - > Female and male both?
 - > Average height of users?

Using the Eye-Height / Elbow-Height Tables:

Use these tables to help determine mounting heights of ARMS products.

Follow these Ergonomic Ground Rules during installation of ARMS products:

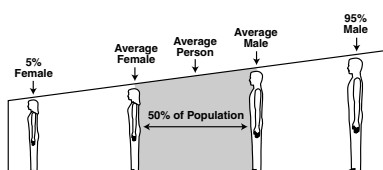
- Screen Height: Top of screen should be level with, or slightly below, *Eye Height* of user.
- Keyboard Height: Center-line of keyboard should be level with *Elbow Height* of the operator with forearms and wrists in a level position.
- Screen/Keyboard Height Variance: The distance from top of monitor screen to center-line of keyboard reflects *Eye-to-Elbow Measurement* of the average female to male users.

Remember that the actual attachment-point height of ARMS products varies because:

- Dimensions of monitors vary.
- Configurations of ARMS products vary.

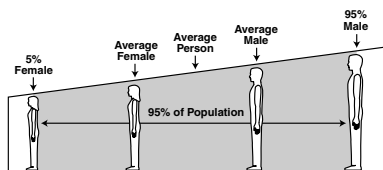
Eye-Height / Elbow-Height Tables

For average range of users – anthropometric† data expressed in inches



1	Eye Height 4			Elbow Height 4			Eye-to-Elbow Measurement	
	Stand	Sit	Var.	Stand	Sit	Var.	Stand	Sit
Av. Female	59.4	44.0	15.4	38.8	23.0	15.8	20.6	21.0
Av. Person	61.7	46.1	15.6	40.4	24.9	15.5	21.3	21.2
Av. Male	64.4	48.5	15.9	42.5	27.0	15.5	21.9	21.5
Variance F/M	5.0	4.5	—	3.7	4.0	—	—	—

For 5% female to 95% male range of users



	Stand	Sit	Var.	Stand	Sit	Var.	Stand	Sit
5% Female*	55.7	40.8	14.9	36.5	20.8	15.7	19.2	20.0
95% Male**	68.6	52.1	16.5	45.4	29.5	15.9	23.2	22.6
Variance F/M	12.9	11.3	—	8.9	8.7	—	—	—

† Anthropometry: The study of human body measurements. Data based on studies of US population.

* Denotes the female who is at the 5% mark of a scale ranging 0% to 100%.

** Denotes the male who is at the 95% mark of a scale ranging 0% to 100%.

Look for numbers in tables that correlate with numbers in illustrations on the following pages.

1 Fixed-height applications: Mount at height for average person.

Height-adjustable applications...

2 Sitting or standing for average range of users: ≥ 5" vertical adjustment range required.

3 Sitting or standing for 95% range of users: ≥ 12.9" vertical adjustment range required.

4 Sitting & standing for average range of users: ≥ 19.5" vertical adjustment range required.

Keyboard placement...

5 Keyboard to monitor relationship: The optimal distance is 21" in all applications.

Ergonomics Data & Mounting Heights

Ergonomic Ground Rules – Metric Units

To obtain optimum performance from a workstation, consider the following topics during installation of your Flat Panel ARMS:

- The adjustment range of the ARMS product.
- The use-mode of the ARMS product...
 - > Monitoring/viewing only?
 - > Data entry?
 - > User will be sitting?
 - > User will be standing?
 - > User will be sitting *and* standing at different times?
- Vertical mounting height of the ARMS product in respect to user(s)...
 - > Female or male only?
 - > Female and male both?
 - > Average height of users?

Using the Eye-Height / Elbow-Height Tables:

Use these tables to help determine mounting heights of ARMS products.

Follow these Ergonomic Ground Rules during installation of ARMS products:

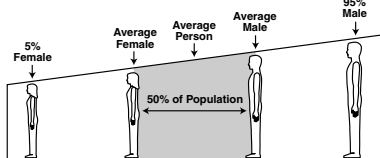
- Screen Height: Top of screen should be level with, or slightly below, *Eye Height* of user.
- Keyboard Height: Center-line of keyboard should be level with *Elbow Height* of the operator with forearms and wrists in a level position.
- Screen/Keyboard Height Variance: The distance from top of monitor screen to center-line of keyboard reflects *Eye-to-Elbow Measurement* of the average female to male users.

Remember that the actual attachment-point height of ARMS products varies because:

- Dimensions of monitors vary.
- Configurations of ARMS products vary.

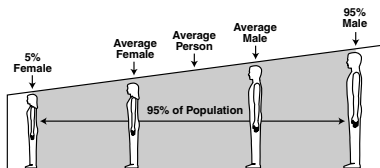
Eye-Height / Elbow-Height Tables

For average range of users – anthropometric† data expressed in millimeters



1	Eye Height 4			Elbow Height 4			Eye-to-Elbow Measurement	
	Stand	Sit	Var.	Stand	Sit	Var.	Stand	Sit
Av. Female	1509	1118	391	986	584	401	523	533
Av. Person	1567	1171	396	1026	632	394	541	538
Av. Male	1636	1232	404	1080	686	394	556	546
Variance F/M	127	114	—	64	102	—	—	—

For 5% female to 95% male range of users



	Stand	Sit	Var.	Stand	Sit	Var.	Stand	Sit
5% Female*	1415	1036	378	927	528	399	488	508
95% Male**	1742	1323	419	1153	749	404	589	574
Variance F/M	328	287	—	226	221	—	—	—

† Anthropometry: The study of human body measurements. Data based on studies of US population.

* Denotes the female who is at the 5% mark of a scale ranging 0% to 100%.

** Denotes the male who is at the 95% mark of a scale ranging 0% to 100%.

Look for numbers in tables that correlate with numbers in illustrations on the following pages.

1 **Fixed-height applications:** Mount at height for average person.

Height-adjustable applications...

2 **Sitting or standing for average range of users:** ≥ 127 mm vertical adjustment range.

3 **Sitting or standing for 95% range of users:** ≥ 328 mm vertical adjustment range.

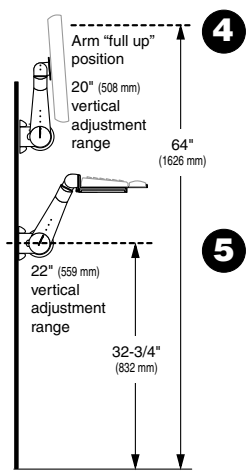
4 **Sitting & standing for average range of users:** ≥ 495 mm vertical adjustment range.

Keyboard placement...

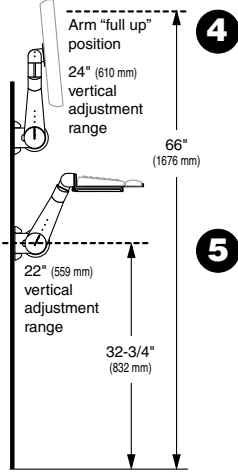
5 **Keyboard to monitor relationship:** The optimal distance is 533 mm in all applications.

Mounting Height Illustrations

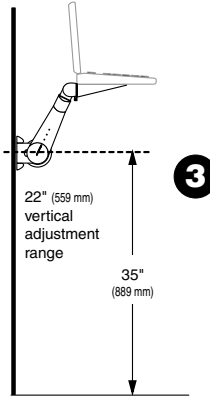
Numbers in the diagrams below can be cross-referenced with numbers in the Eye-Height / Elbow-Height Tables on the preceding pages. For more detailed information, consult our Ergonomic Mounting Heights Guide, literature # 888-99-014, which is included with each ARMS purchase.



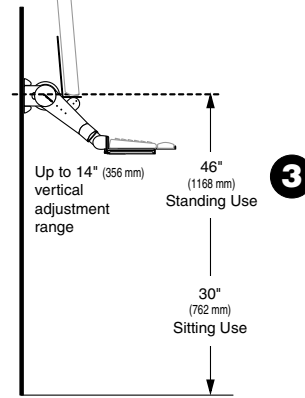
400 Series Arm w/ Single Pivot Sit-to-Stand Configuration



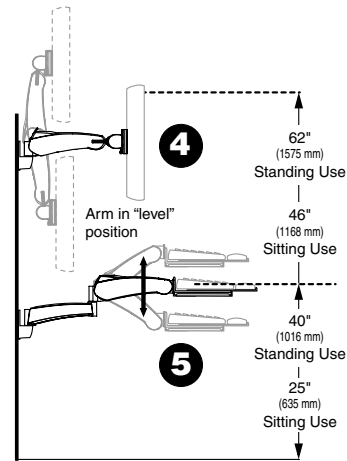
400 Series Arm w/ Double Pivot & P/L Sit-to-Stand Configuration



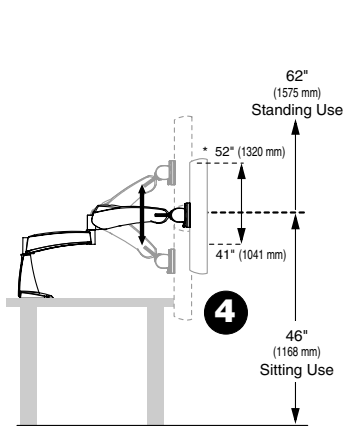
400 Series Keyboard/Laptop Arm Sit-to-Stand Configuration



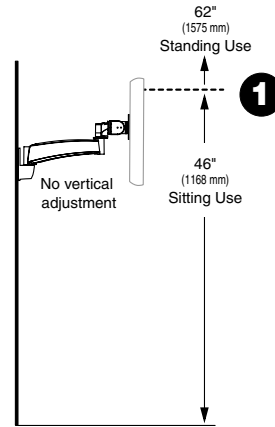
400 Combo Flat Panel Monitor/Keyboard Arm



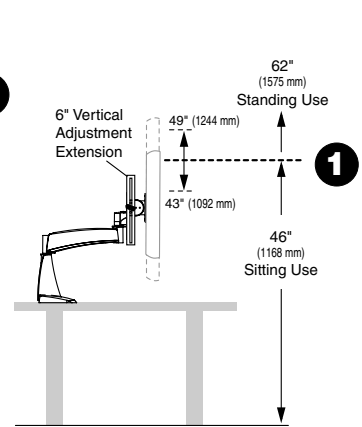
300 Series Arm Sit or Stand Configurations



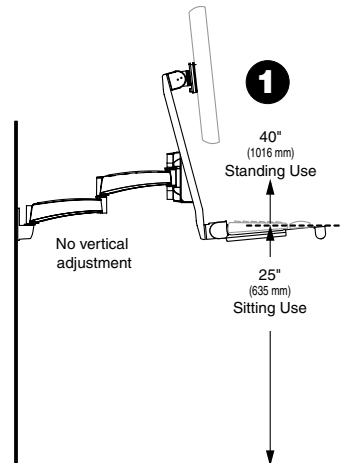
300 Series Sit or Stand Configurations



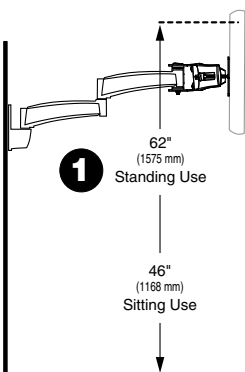
200 Series Sit or Stand Configurations



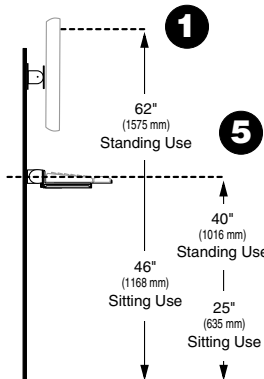
200 Series w/ 6" Vertical Adjustment



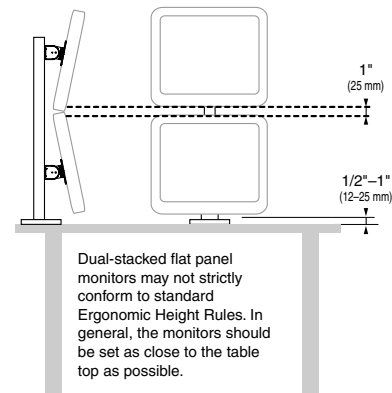
200 Series Combination Arm Sit or Stand Configurations



200 Series Dual-Monitor (Fixed Height)



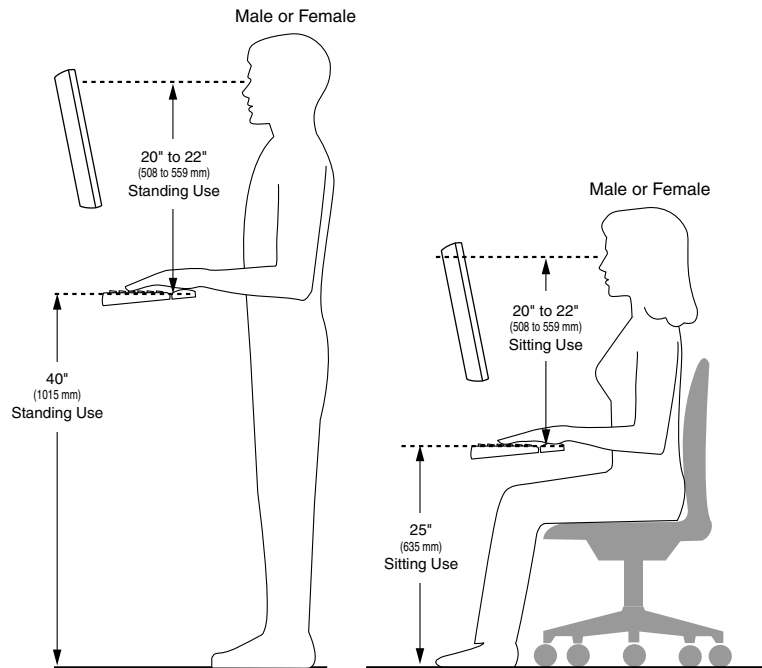
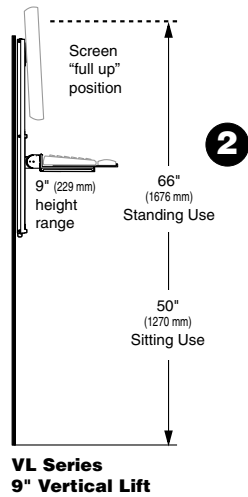
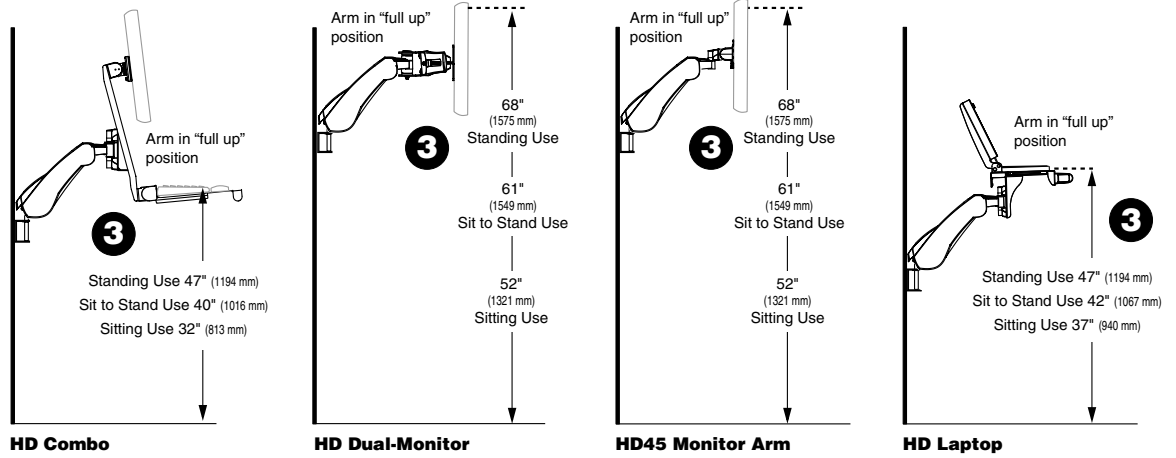
100 Series or FX Series (Fixed Height)



Dual-Stacked (DS100 & 200 Series) Flat Panels—Sit Configurations

Mounting Height Illustrations

Numbers in the diagrams below can be cross-referenced with numbers in the Eye-Height / Elbow-Height Tables on the preceding pages. For more detailed information, consult our Ergonomic Mounting Heights Guide, literature # 888-99-014, which is included with each ARMS purchase.



GENERAL GUIDE:
Set the monitor and keyboard at the ergonomic heights shown.

Technical Specifications

Weight Capacity

Weight capacities for ARMS products should be regarded as general guidelines only. Several variables can effect weight capacity, so capacity may vary between applications.

Where weight range is shown (e.g. 5–30 lbs), the lower end of the range represents minimum weight required for proper function.

400 Series*

- Single Pivot: 28 lbs (12.7 kg)
- Single Pivot w/ P/L: 25 lbs (11.3 kg)
- Double Pivot w/ P/L: 23 lbs (10.4 kg)
- Keyboard/Laptop Pivot: 7.5 lbs (3.4 kg)**
- Combo Arm: monitor = 20 lbs (9.1 kg)
keyboard = 7.5 lbs (3.4 kg)

300 Series*

- Double Pivot with P/L: 23 lbs (10.4 kg)
- Keyboard/Laptop Pivot: 7.5 lbs (3.4 kg)**

If a 300 Series system is customized using two or more 9" Extensions, special load limitations may apply. See TABLE A to determine weight capacity.

200 Series*

- Single Pivot with P/L: 25 lbs (11.3 kg)
- 6" Vertical Slide Pivot: 25 lbs (11.3 kg)
- Dual-Monitor Arm: 22 lbs (10 kg) or 28 lbs (12.7 kg) per pivot... *Varies according to configuration and length of Extensions.*
- Keyboard/Laptop Pivot: 7.5 lbs (3.4 kg)**
- Combo Arm: monitor = 25 lbs (11.3 kg)
keyboard = 15 lbs (6.8 kg)

If a 200 Series system is customized using three or more 9" Extensions, special load limitations may apply. See TABLE A to determine weight capacity.

100 Series*

- Single Pivot: 28 lbs (12.7 kg)
- Single Pivot with P/L: 25 lbs (11.3 kg)
- Double Pivot: 25 lbs (11.3 kg)
- Double Pivot with P/L: 23 lbs (10.4 kg)
- Keyboard/Laptop Pivot: 7.5 lbs (3.4 kg)**

DS400 Series*

- 20 lbs (9.1 kg)

DS100 Series*

Up to five monitors may be placed on a single base. Each pivot can hold the following:

- Sliding Pivot: 28 lbs (12.7 kg)
- Sliding Pivot w/ P/L: 25 lbs (11.3 kg)
- Clamping Pivot: 28 lbs (12.7 kg)
- Clamping Pivot w/ P/L: 25 lbs (11.3 kg)
- Clamping Double Pivot: 25 lbs (11.3 kg)
- Clamping Double Pivot w/ P/L: 23 lbs (10.4 kg)

* Monitor depth affects weight capacity. See TABLE B.

** Weight capacity is in addition to weight of Keyboard/Laptop Tray.

TABLE A: Weight Capacity When Adding Extensions

When adding Extensions to a 300 or 200 Series system, use the formula below to calculate the maximum allowable load:

D x L = maximum inch-lbs (not to exceed 900)

Distance (D) = The measurement in inches on a horizontal plane from the center-line of the mounting bracket to the center-of-gravity (C/G) of the monitor.

Load (L) = The weight in pounds of the monitor.

Example:

Monitor weighing 25 lbs using three 9" Extensions and a Single Pivot with P/L.

Therefore:

$$D = (3 \times 9") + 5" = 32"$$

$$L = 25 \text{ lbs}$$

$$32" \times 25 \text{ lbs} = 800 \text{ inch-lbs}$$

As 800 is less than 900, your component can be used in this configuration.

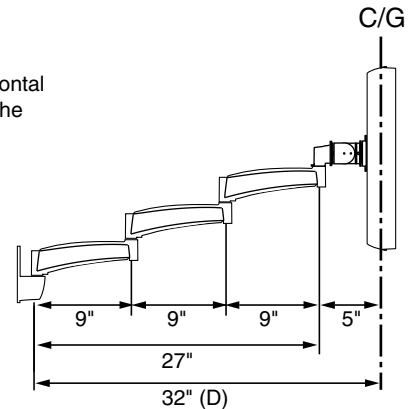
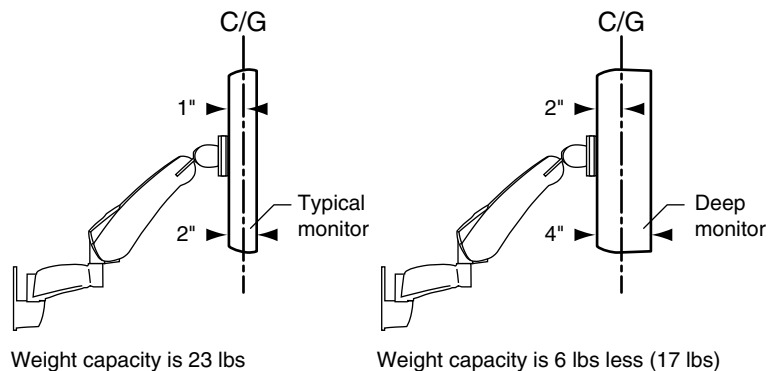


TABLE B: Monitor Depth Affects Weight Capacity

Weight capacity may be diminished if monitor depth is greater than 2 inches:

The listed capacities are based on a monitor's center-of-gravity (C/G) not exceeding 1" (25 mm) from the end of a Pivot. For every 1" (25 mm) of additional distance between a monitor's C/G and the end of the Pivot, reduce the weight capacity by 6 lbs (2.7 kg).



Technical Specifications

Weight Capacity

Weight capacities for ARMS products should be regarded as general guidelines only. Several variables can effect weight capacity, so capacity may vary between applications.

Where weight range is shown (e.g. 5–30 lbs), the lower end of the range represents minimum weight required for proper function.

FX Series

- FX-30: 30 lbs (13.6 kg)

VL Series

- VL-9: 9–34 lbs (4.1–15.4 kg)
- VL-9 w/ Pull-out Keyboard Tray: 5–30 lbs (2.3–13.6 kg)

Weight capacity for the Vertical Lift is the sum weight of the monitor and keyboard.

MD Series

- 25 lbs (11.4 kg)

HD Series

- HD45 Arm: 20–xx lbs (9.1–xx kg) For “xx”, see **TABLE C**
- HD Pivots: see **TABLE C**
- HD Dual-Monitor Arm: 20 lbs (9.1 kg) per pivot*
- HD Combo: monitor = 25 lbs (11.3 kg)*
keyboard = 15 lbs (6.8 kg)*
- HD Laptop: 20 lbs (9.1 kg)

* Monitor depth affects weight capacity. See **TABLE B** on previous page.

TABLE C: Center-of-Gravity Affects Weight Capacity

When using HD45 Arms or HD Pivots use the following table to determine weight capacity. If using a monitor that falls outside of the range of the table, consult with an Ergotron representative.

Weight Capacity applies to HD45 Arm and HD Pivots	
Monitor Thickness	Monitor Weight
4" (102 mm)	40 lbs (18 kg)
3-1/2" (89 mm)	43 lbs (19.5 kg)
3-1/4" (83 mm)	45 lbs (20.4 kg)
3" (76 mm)	48 lbs (21.8 kg)
2-1/2" (64 mm)	53 lbs (24 kg)

The Table assumes that the Center of Gravity (CG) of the monitor is slightly off center (60%) towards the front.

Performance Information

Temperature Range

The optimal temperature range for Ergotron ARMS is 40° to 110°F (4° to 43°C). Operating outside this range may affect performance of product.

Warranty Information

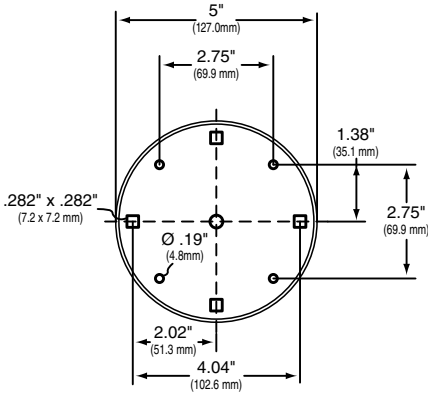
We are so confident that Ergotron products will outlast your computer hardware that we back our structural components with a lifetime warranty and a five (5)-year warranty on Arms and Pivots. OEM products are warranted by their respective manufacturer.

Interface Dimensions for Direct Mounting

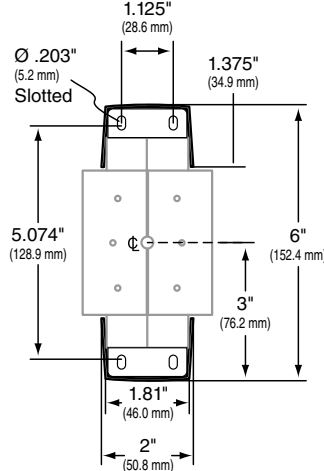
Note: Surface construction varies. It is recommended that you consult the appropriate architectural, engineering or construction personnel to ensure ARMS are properly mounted to handle the applied loads.

400 SERIES

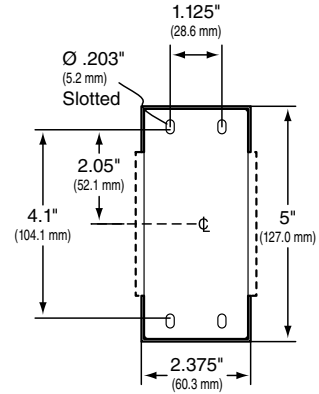
400 Series Horizontal Mount Surface/Suspend Arm Interface



400 Series Vertical Mount Rotate Arm Interface (includes Combination Rotate Arm)

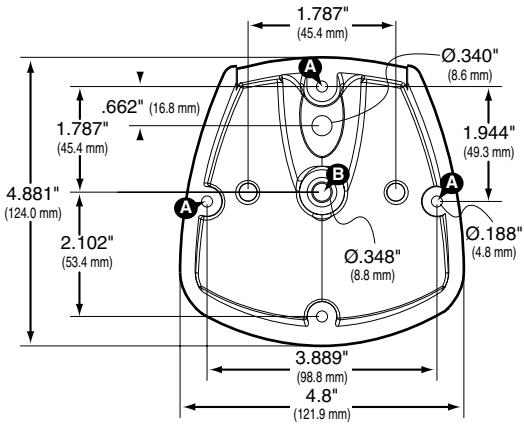


400 Series Vertical Mount Fixed Arm Interface (includes Combination Fixed Arm)



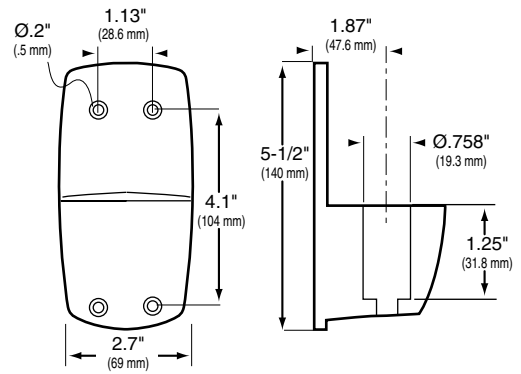
300/200 SERIES

300/200 Series Desk Clamp and Grommet Mount



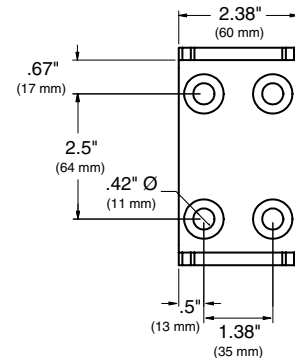
- A** #10-24 UNC Tap .35 Deep, Break Through Allowed
- B** #3/8-16 UNC Tap 1.0 Deep, No Break Through Allowed

300/200 Series Vertical Mount



HD SERIES

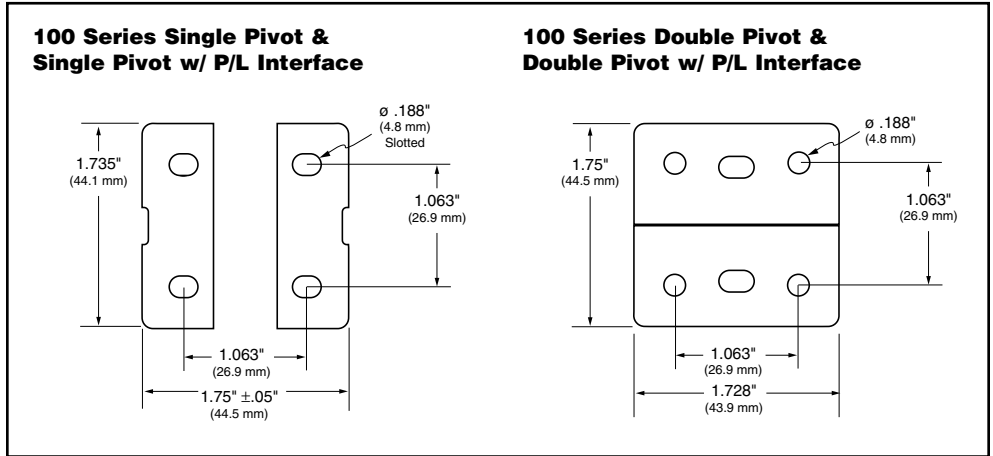
HD Series Vertical Mount Hole Pattern



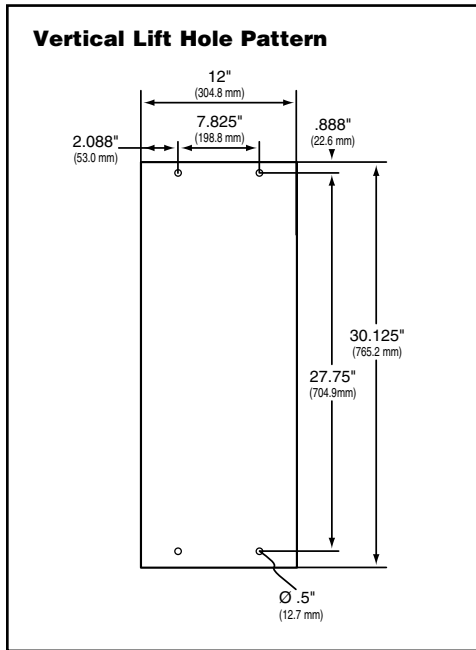
Interface Dimensions for Direct Mounting

Note: Surface construction varies. It is recommended that you consult the appropriate architectural, engineering or construction personnel to ensure ARMS are properly mounted to handle the applied loads.

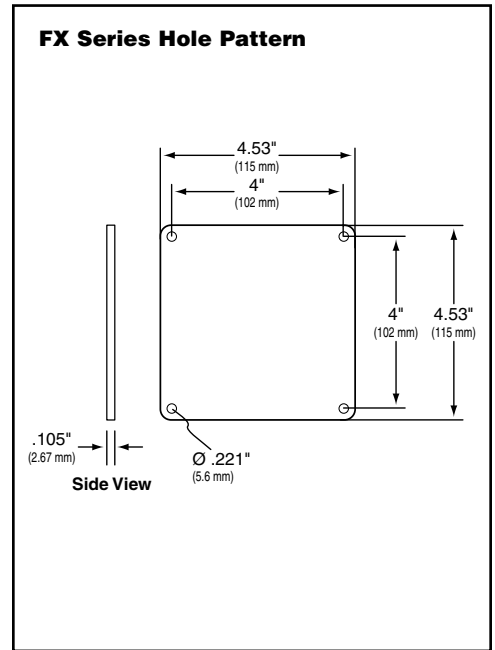
100 SERIES



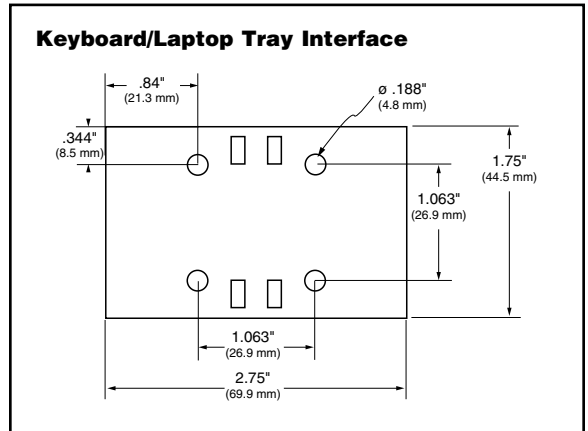
VL SERIES



FX SERIES



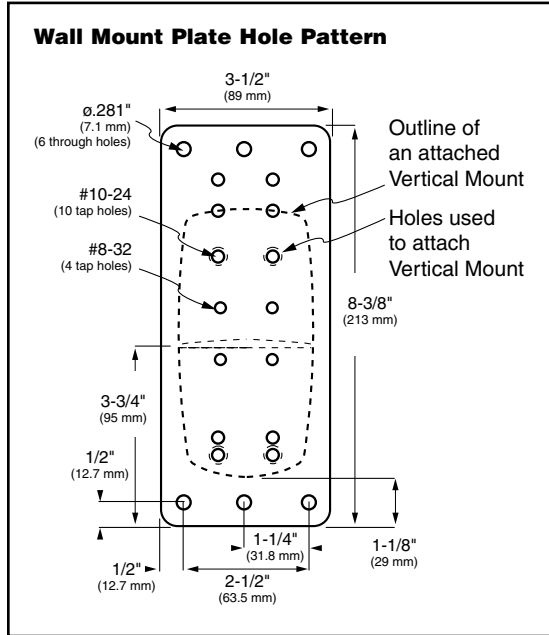
MULTIPLE SERIES



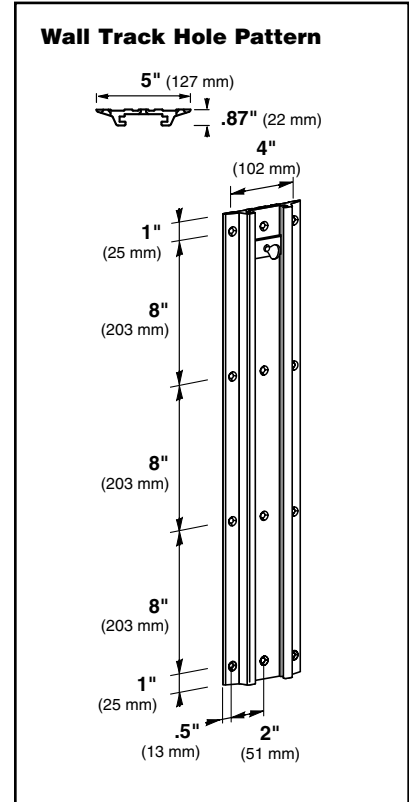
Interface Dimensions for Direct Mounting

Note: Surface construction varies. It is recommended that you consult the appropriate architectural, engineering or construction personnel to ensure ARMS are properly mounted to handle the applied loads.

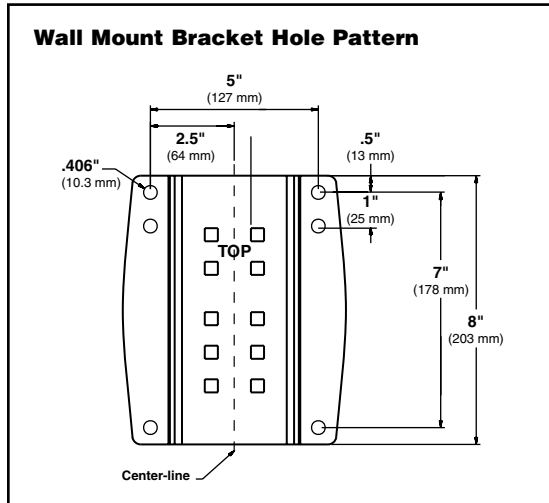
WALL MOUNT PLATE



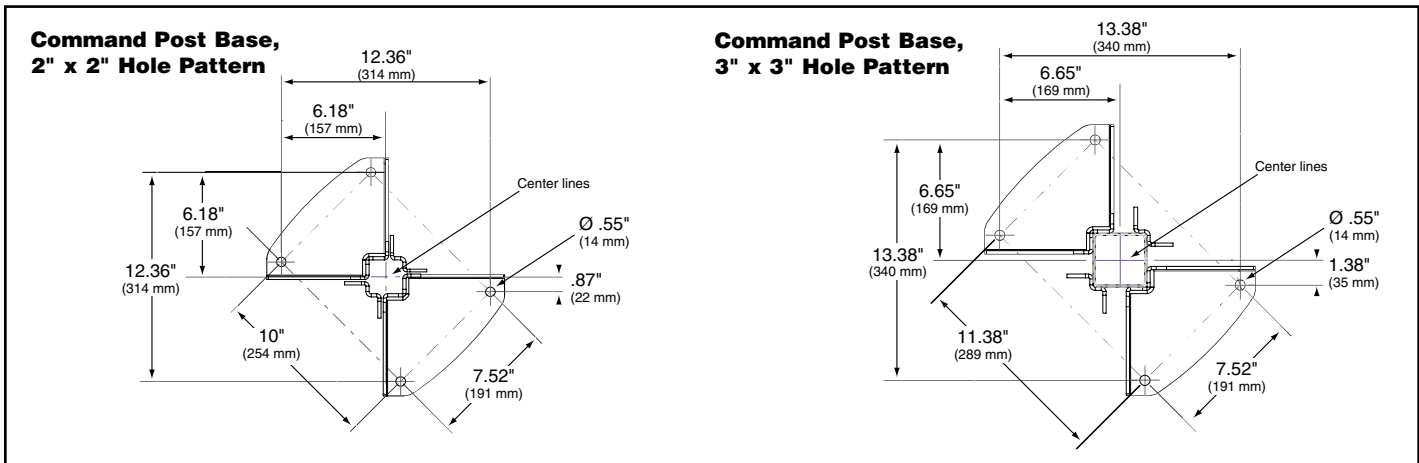
WALL TRACK



WALL MOUNT BRACKET



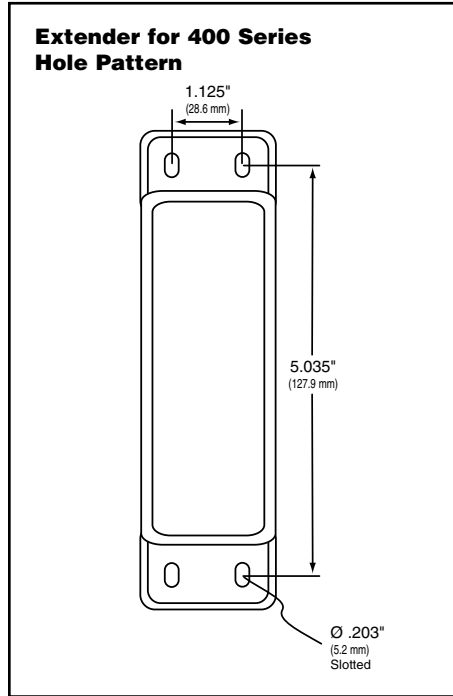
COMMAND POST BASE



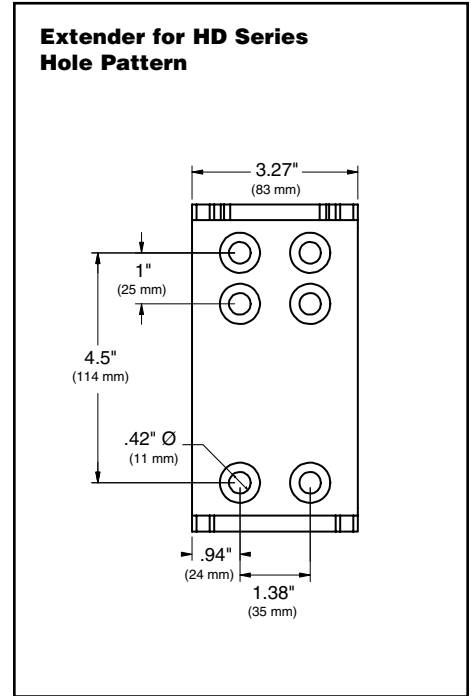
Interface Dimensions for Direct Mounting

Note: Surface construction varies. It is recommended that you consult the appropriate architectural, engineering or construction personnel to ensure ARMS are properly mounted to handle the applied loads.

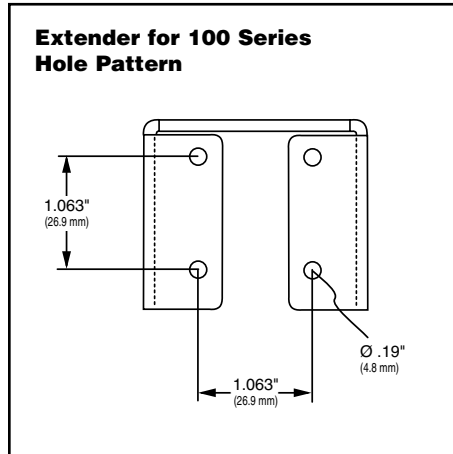
EXTENDER - 400 SERIES



EXTENDER - HD SERIES

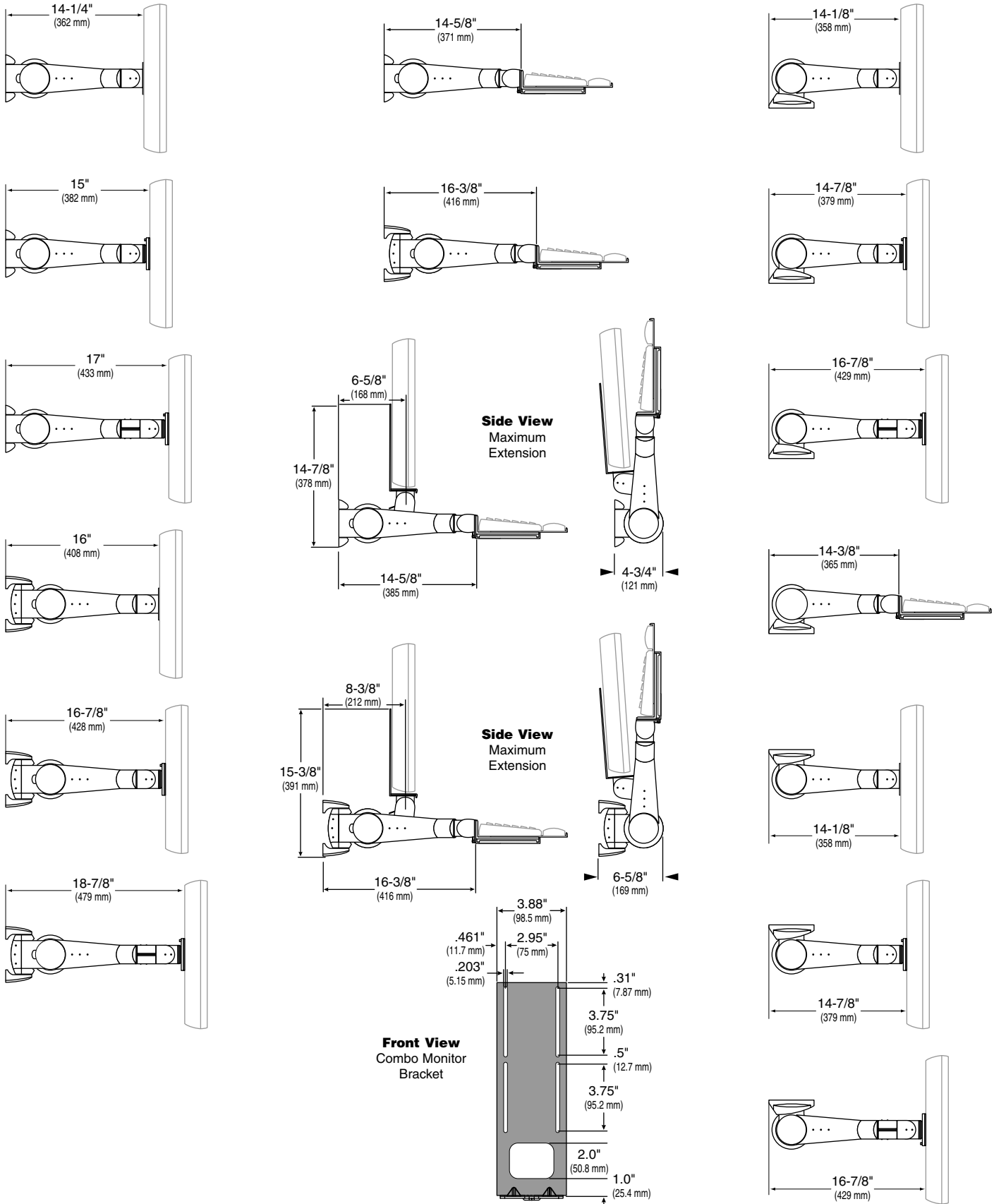


EXTENDER - 100 SERIES



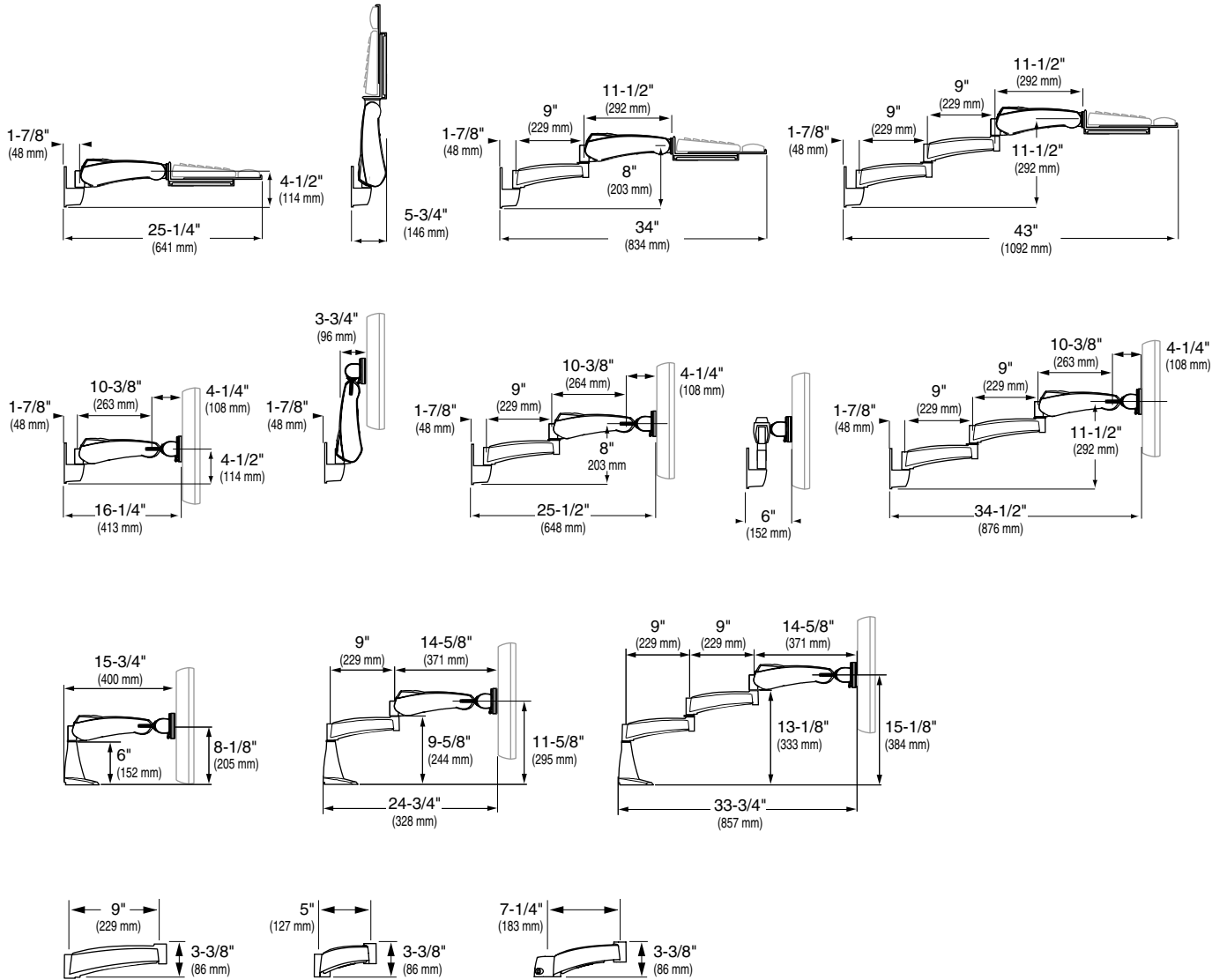
Product Dimensions

400 SERIES



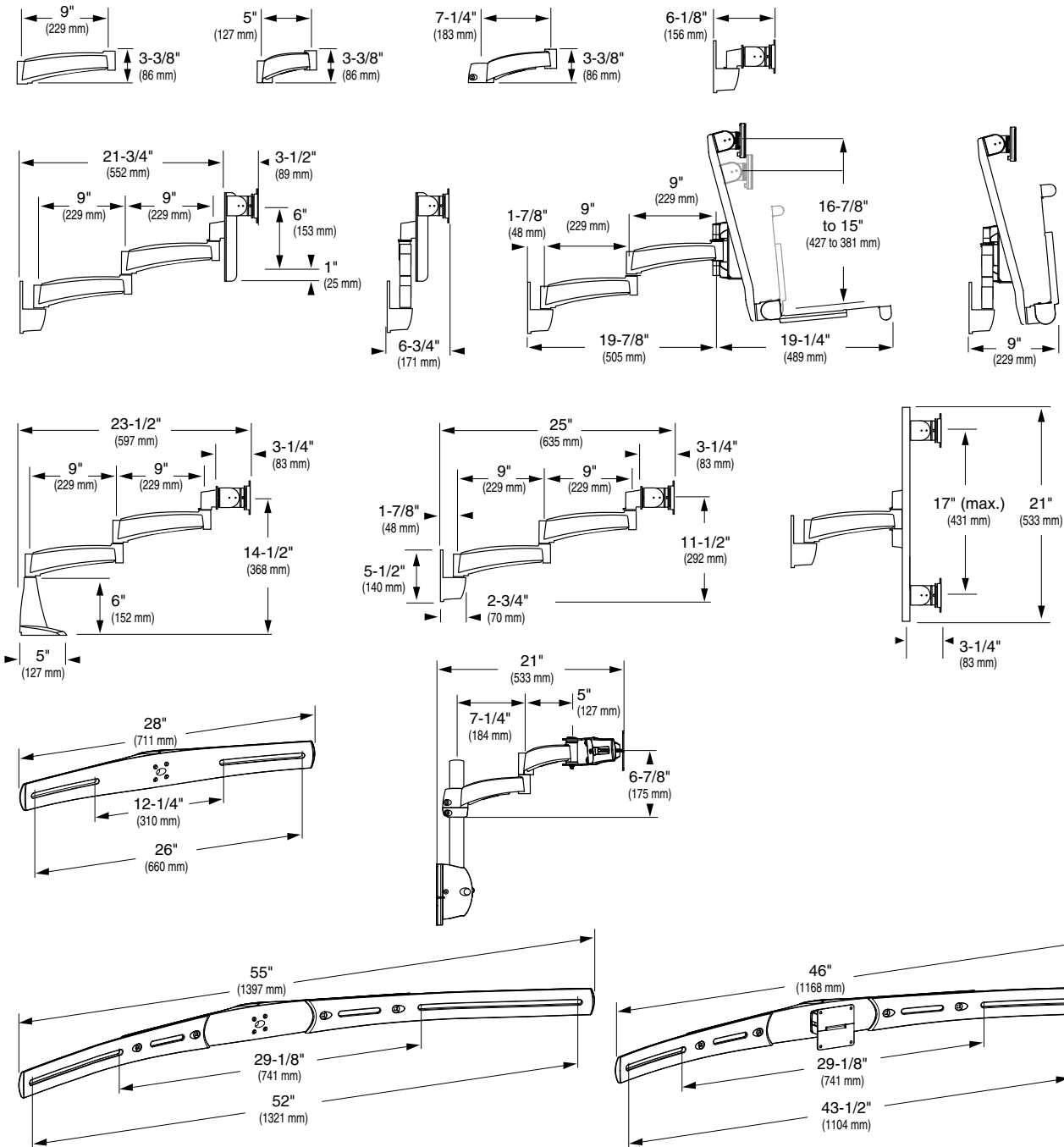
Product Dimensions

300 SERIES



Product Dimensions

200 SERIES



Available Monitor Widths Using Crossbars

Number of Monitors (Horizontal Crossbar)	Sliding Pivots Allowable Monitor Width*	Single Pivots w/ P/L Allowable Monitor Width*
Dual-Monitor (28" Crossbar)	23-1/4" (590 mm)	23" (584 mm)
Triple-Monitor (46" Crossbar)	20" (508 mm)	19-1/2" (495 mm)
Triple-Monitor (55" Crossbar)	24-1/2" (622 mm)	24" (609 mm)
Quad-Monitor (55" Crossbar)	16" (406 mm)	15-1/2" (393 mm)

* Width refers to monitor's physical outside dimension – not screen size.

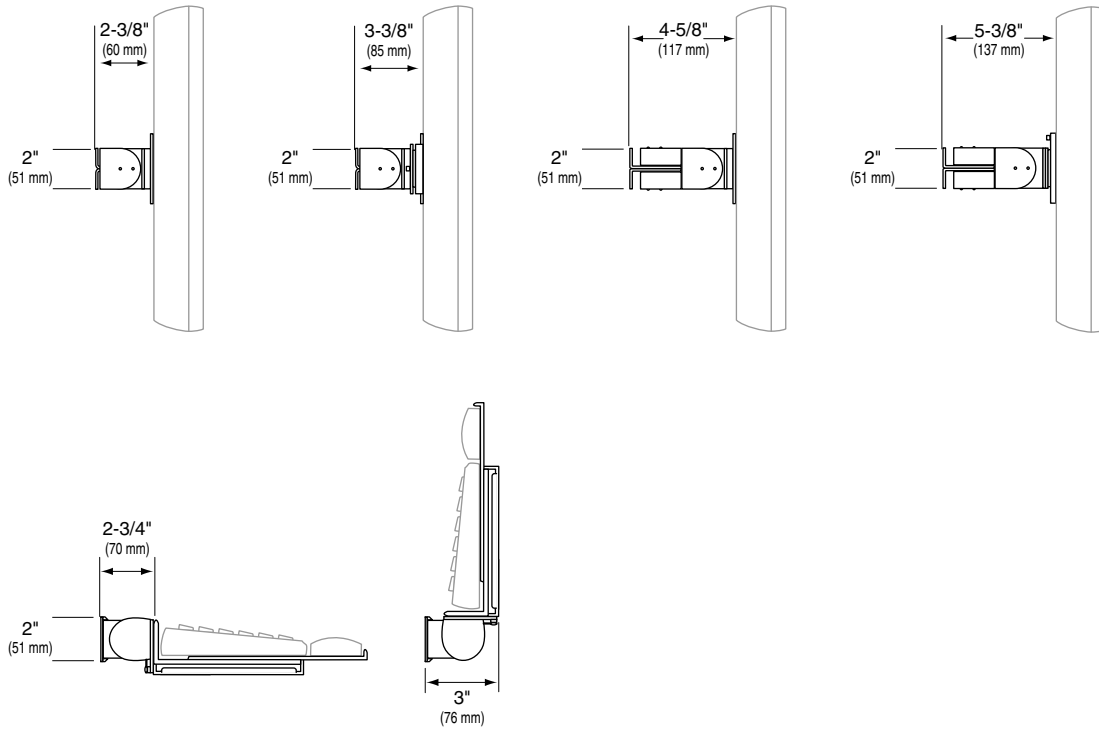
Attention:

Listed allowable widths assume monitor thickness is 4" (102 mm). If monitor thickness is less, allowable width may be more. Contact Ergotron for details.

200 Series Pre-configurations that use Crossbars come standard with Sliding Pivots (i.e., without P/L).

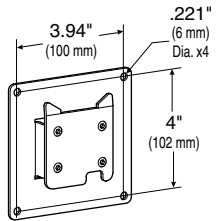
Product Dimensions

100 SERIES

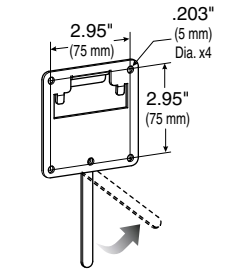


FX SERIES

Wall Bracket

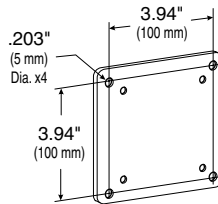


Monitor Bracket

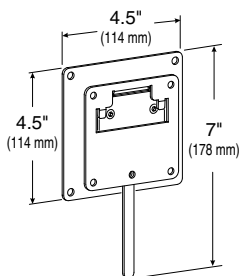


(Attaches to a 75 mm VESA® FDMI™ Monitor)

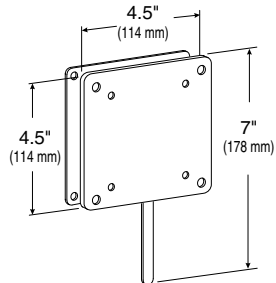
Adapter Plate 75 mm to 100 mm



(Attaches to the Monitor Bracket and a 100 mm VESA® FDMI™ Monitor)



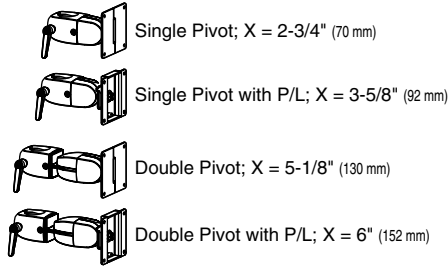
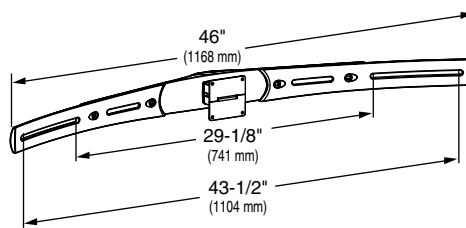
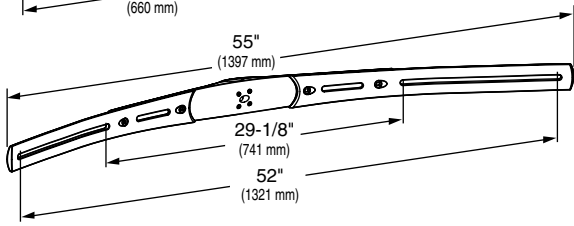
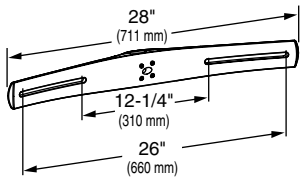
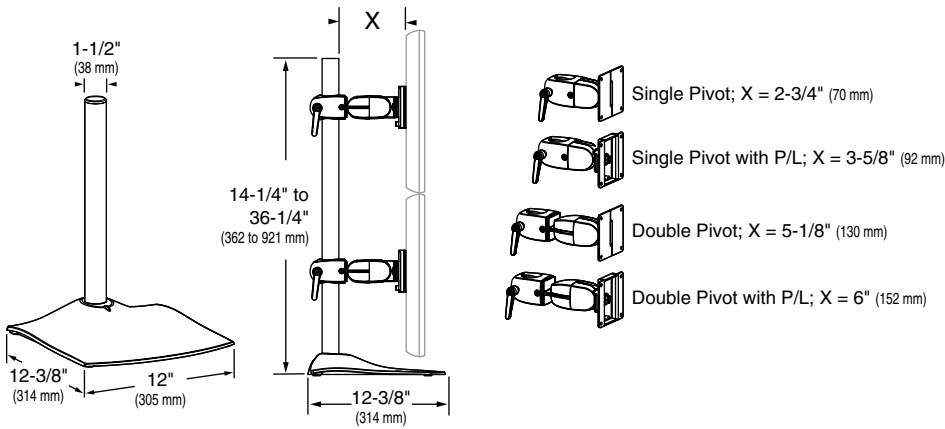
Front View
(Flat Panel Monitor Wall Mounting Kit)



Front View
(Flat Panel Monitor Wall Mounting Kit with Adapter Plate)

Product Dimensions

DS100 SERIES



Attention:
Listed allowable widths assume monitor thickness is 4" (102 mm). If monitor thickness is less, allowable width may be more. Contact Ergotron for details.

DS100 Series Pre-configurations that use Crossbars come standard with Sliding Pivots (i.e., without P/L).

Available Monitor Widths Using Crossbars

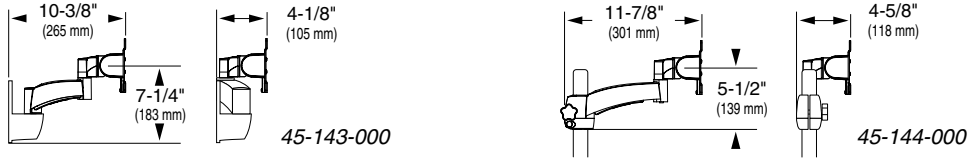
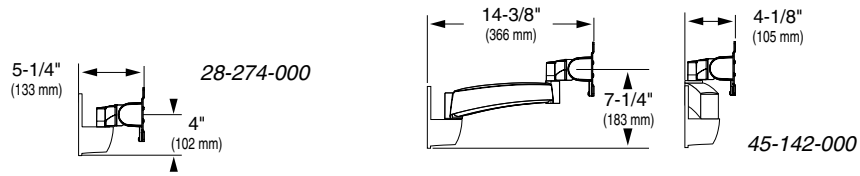
Number of Monitors (Horizontal Crossbar)	Sliding Pivots Allowable Monitor Width*	Single Pivots w/ P/L Allowable Monitor Width*
Dual-Monitor (28" Crossbar)	23-1/4" (590 mm)	23" (584 mm)
Triple-Monitor (46" Crossbar)	20" (508 mm)	19-1/2" (495 mm)
Triple-Monitor (55" Crossbar)	24-1/2" (622 mm)	24" (609 mm)
Quad-Monitor (55" Crossbar)	16" (406 mm)	15-1/2" (393 mm)

* Width refers to monitor's physical outside dimension – not screen size.

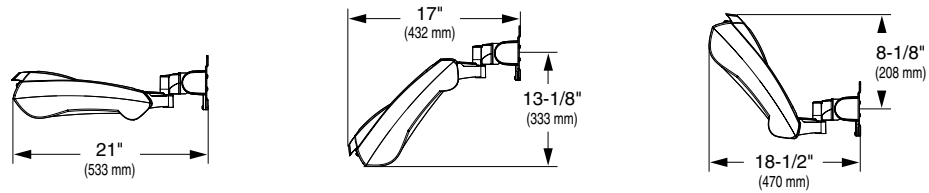
Product Dimensions

HD SERIES

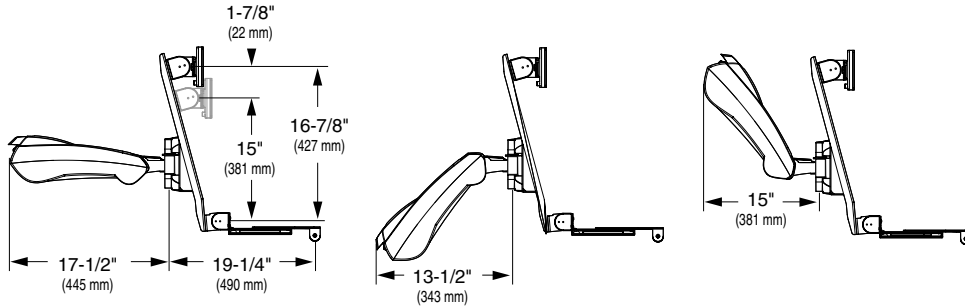
HD Pivots



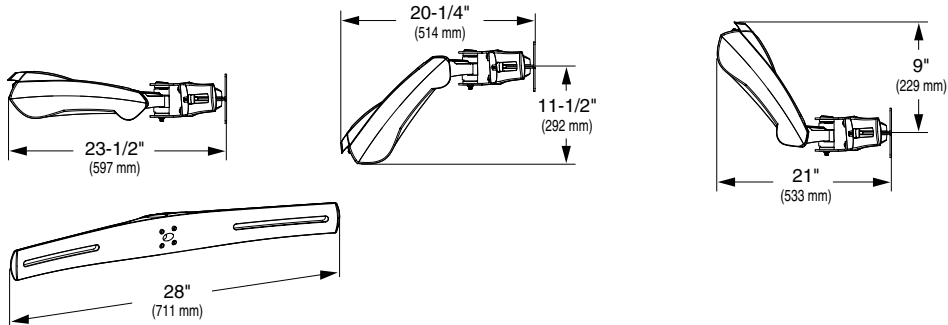
HD45 Arm



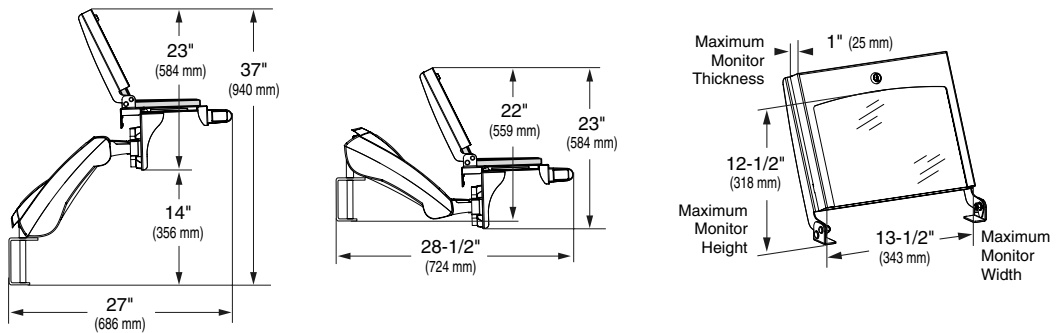
HD Combo



HD Dual



HD Laptop

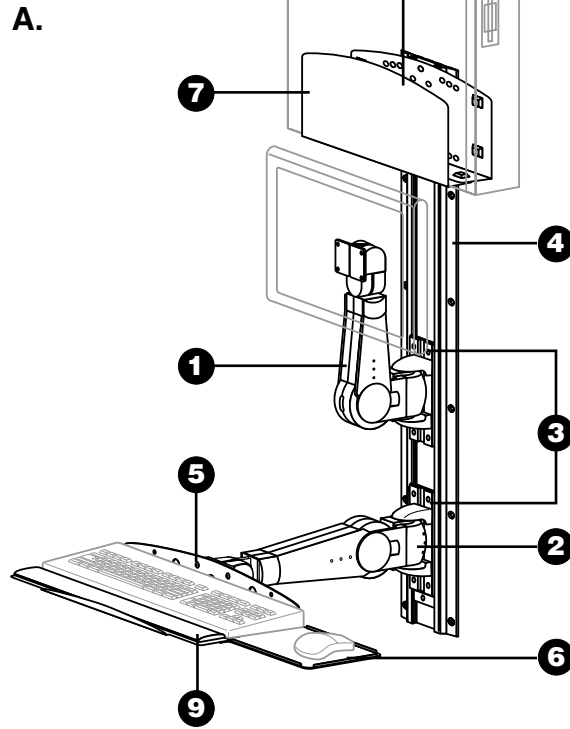


Sample Configurations

Configure your own system with Ergotron's modular components. Examples listed here are some configuration ideas.

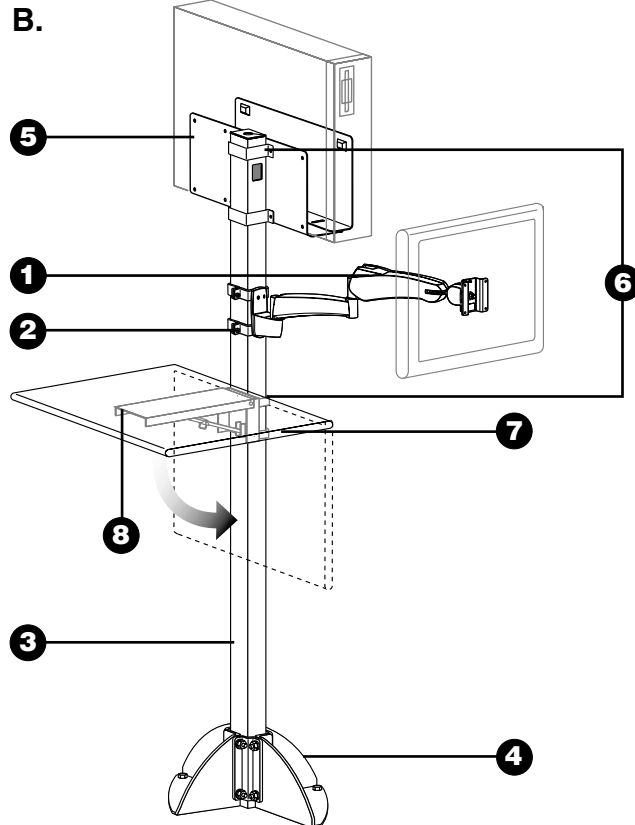
A. 400 Series ARMS on Wall Track configuration:

- ❶ 45-007-099, 400 Series Arm, Vertical Mount, Rotate, Double Pivot with P/L
- ❷ 45-006-099, 400 Series Arm, Vertical Mount, Rotate, Keyboard/Laptop Pivot
- ❸ 97-091, Track Mount Bracket Kit (2)
- ❹ 31-019-182, 50" Wall Track
- ❺ 77-050-100, Keyboard Tray w/ Sliding Mouse Tray & Wrist Rest Holder
- ❻ 85-025-079, Mouse Pad
- ❼ 80-058-100, CPU Holder – Medium
- ❽ 60-156, Peripheral Track Mount Bracket Kit
- ❾ 85-010-087, Wrist Rest



B. 300 Series ARMS on Command Post configuration:

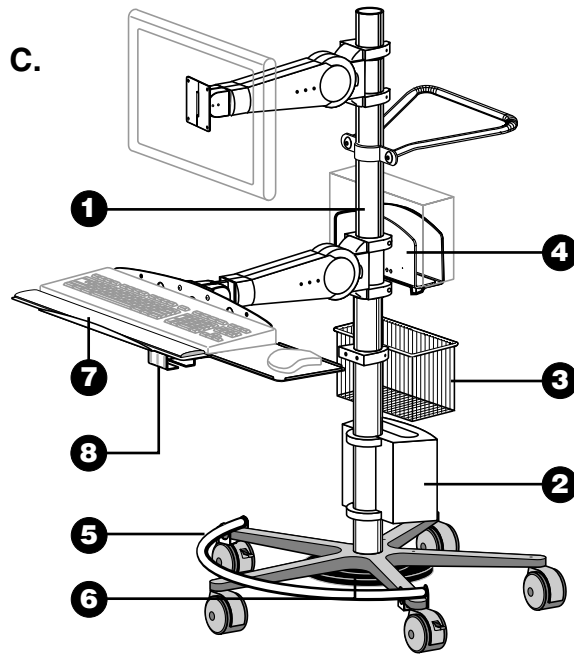
- ❶ 28-170-180, 300 Series Vertical Mount Arm with 9" Extension
- ❷ 60-366-100, 3" x 3" Post ARMS Bracket
- ❸ 20-077-100, 96" Post, 3" x 3"
- ❹ 60-360-100, Base for 3" x 3" Post
- ❺ 80-059-100, CPU Holder – Large
- ❻ 60-158-100, 3" x 3" Post Peripheral Bracket
- ❼ 55-035-999, Peripheral Table
- ❽ 65-048-100, Fold-Away Underbracing



C. Mobile WorkStand configuration:

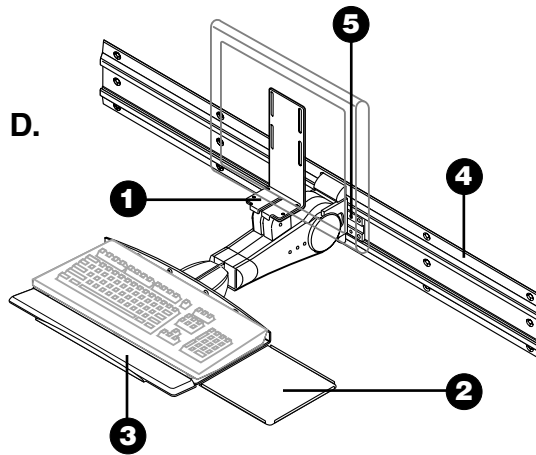
- ❶ 27-157-100, Mobile WorkStand, Standard Configuration*
- ❷ 70-054-100, Cable Box
- ❸ 99-068-100, Wire Storage Basket
- ❹ 80-063-100, CPU Holder – Small
- ❺ 85-022, Footrest
- ❻ 99-062, Weighted Base Kit (25 lbs)
- ❼ 85-010-087, Wrist Rest
- ❽ 99-033-078, Mouse Pouch

* Standard Mobile WorkStand Configuration 27-157-100 consists of Base, Casters, Pole, Handle, 400 Series Fixed Single Pivot Arm, 400 Series Fixed Keyboard/Laptop Pivot Arm, Mounting Brackets and Keyboard Tray w/ Sliding Mouse Tray & Wrist Rest Holder.



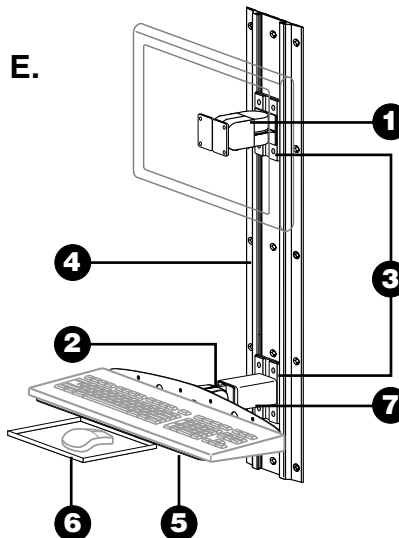
D. Combination Arm on horizontally positioned Wall Track configuration:

- ❶ 45-032-099, 400 Series Arm, Combination Flat Panel/Keyboard, Fixed
- ❷ 77-050-100, Keyboard Tray w/ Sliding Mouse Tray & Wrist Rest Holder
- ❸ 85-010-087, Wrist Rest
- ❹ 31-018-182, 34" Wall Track
- ❺ 97-090, Horizontal Track Mount Bracket Kit



E. 100 Series ARMS on Wall Track configuration:


- ❶ 47-012-099, 100 Series, Double Pivot
- ❷ 47-009-099, 100 Series, Keyboard/Laptop Pivot
- ❸ 97-091, Track Mount Bracket Kit (2)
- ❹ 31-017-182, 26" Wall Track
- ❺ 77-049-100, Keyboard Tray
- ❻ 85-014-100, Front Mouse Tray
- ❼ 60-197-100, 100 Series 5" Extender



Notes

Notes

Maximize the effectiveness of your computer systems with Products.



Since 1982, Ergotron has designed and engineered products specifically for improving the human interface with computers. Innovative engineering concepts incorporate the human factor into each and every product. With our patented Monitor Suspension technology as the core, Ergotron designs Computer Mounting Solutions that consistently meet the ever changing needs of our customers.

Our experienced Sales Representatives will work with you to define your requirements and custom configure standard components to cost-effectively meet those requirements. If you do not see a product that meets your requirements, call us and we will tailor a solution to your needs.

Distribuito da : Quartex Informatica
Via Paolo Giovio n.5 20144 Milano tel 02 4984998

