



Item: bluetooth speaker



Operation guide

1. 

Press the button to answer or hand up the calling, two times press to Re-dial

2. -

Short press :

I、Bluetooth mode : Volume down

II、Aux in mode: Volume down

Long press:

I、Bluetooth mode : last trace

II、Aux in mode: No function

3. 

Short press

I、Bluetooth mode : Play or Pause.

II、Aux in mode : Mute

4. +

Short press :

I、 Bluetooth mode : Volume up

II、 Aux in mode: Volume up

Long press :

I、 Bluetooth mode : next trace

II、 Aux in mode: No function

5. indicate light

Red LED light on when charging. Red Led light off once full charging



6. On/Off Switcher: Switch to turn on or turn off the unit

7. Charging port: Micro SD charging port, DC 5V in

8 Aux in: 3.5mm Aux jack


Function:


Bluetooth mode

Turn on the unit, It work as Bluetooth mode automatically . Find and connect the Bluetooth outlet 5B366BT

Shot press + to increase the volume, – to decrease the volume ;

Long press + next trace , - last trace.

Once calling, press  to answer the phone , or hand up . 2 times press to re-dial

Press  to Play/Pause

AUX-IN

Turn on the unit. Insert the audio cable into the 3.5mm jack, and connect with another MP3 player.

It will skip into the Aux-in function. Short Press + and – to increase and decrease the volume.

Charging

Plug the USB cable into speaker MICRO USB port and connect to power source.

Red indicate light will on when charging.

Warning

Any Changes or modifications not expressly approved by the party responsible for compliance could void the user's authority to operate the equipment.

This device complies with part 15 of the FCC Rules. Operation is subject to the following two conditions:

- (1) This device may not cause harmful interference, and
- (2) this device must accept any interference received, including interference that may cause undesired operation.

FCC Radiation Exposure Statement:

This equipment complies with FCC radiation exposure limits set forth for an uncontrolled environment .

This transmitter must not be co-located or operating in conjunction with any other antenna or transmitter.
