

evenflo[®] Monitor and Intercom

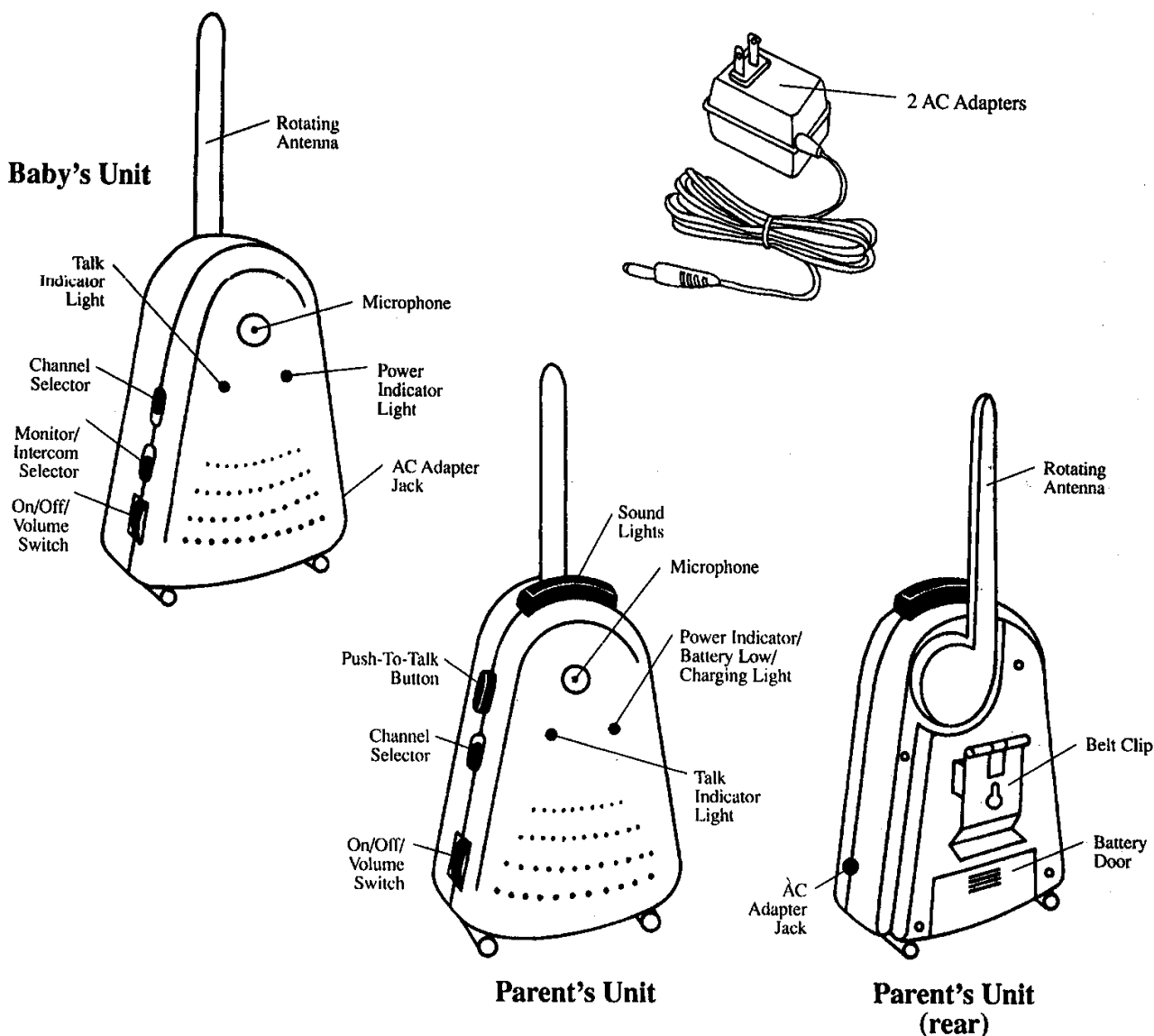
The two-way communicator with crystal clear sound without the fuss or expense of replacing batteries

Owner's Handbook



Thank you for purchasing the Evenflo Monitor & Intercom!

Understanding how your monitor works helps you obtain the highest performance levels. Before setting up and using your Evenflo Monitor & Intercom, please read this Owner's Handbook completely. It provides helpful tips to ensure the best operating circumstances for assisting you in monitoring your child.

IMPORTANT: The Evenflo Monitor & Intercom should not be used as a replacement for adult supervision of young children. Please note that any modification of the transmitter or receiver will violate FCC compliance and can void the user's authority to operate this monitor set.



Important Safety Instructions

	<p>This symbol is intended to alert the user to the presence of important operating and maintenance (servicing) instructions in the literature accompanying the appliance.</p>		<p>This symbol is intended to alert the user to the presence of uninsulated "dangerous voltage" within the product's enclosure that may be of sufficient magnitude to constitute a risk of electrical shock to persons.</p>
---	--	---	---

⚠ WARNING! 

- DO NOT OPEN. NO USER SERVICEABLE PARTS INSIDE. RISK OF ELECTRIC SHOCK. MAY CAUSE SERIOUS INJURY, FIRE, OR DEATH.
- DO NOT USE NEAR WATER OR OUTDOORS.
- DO NOT PLACE FURNITURE ON CORD.

⚠ WARNING!


- This product does not replace responsible adult supervision of a child.
- You should check on your child regularly as this product will not detect your child's quiet activities.
- This product is not intended to be used as a medical monitor, and its use should not replace adult supervision. A responsible adult must stay within range of the Evenflo Monitor and Intercom at all times during use.
- Always be sure that both the Baby's and Parent's units are properly functioning, on the same channel and within reception range of each other.
- It is essential to check the sound reception regularly.

1. Read and follow all instructions carefully before using your Evenflo Monitor and Intercom.



2. Read and observe all warnings on the product and in this Owner's Manual. Pay special attention to information marked "WARNING" and "IMPORTANT". This information can affect your child's safety. Keep this owner's manual nearby for quick and easy reference.

⚠ WARNING!

	<p>3. • Never place the baby's unit or its adapter cord in the crib or playpen, or within reach of the child. DO NOT hang this monitor near or on crib. The cord can present a strangulation hazard.</p> <p>• Always keep the adapters, transmitter and receiver out of the reach of children.</p>
--	--

⚠ WARNING!

	<p>4. AVOID PLACEMENT NEAR WATER AND MOISTURE. Do not use baby's unit outdoors. Do not use your monitor near a bathtub, shower, sink, laundry tub, swimming pool or other locations where water or moisture are present.</p>
---	--



5. Allow for proper ventilation of the adapters and the monitors. Do not place your monitor on a rug, bed, sofa, or similar surface that may prevent ventilation.



6. Remove the battery from the Parent unit and unplug the AC adapters if the monitor will not be used for a long period of time.



7. Avoid placement near heat sources. Do not use your monitor near a radiator, stove, heat register, or other appliance (including amplifiers and TVs) that produce heat. Heat can damage the case or components.




8. Operate this monitor using only the AA battery pack, or the AC adapters provided, and plugging these adapters into standard household current (120V AC outlet). Do not use extension cords.



9. Protect AC adapter cords. Route cords so that they are not walked on or pinched by items placed upon them, and pay particular attention to cords at the AC adapter plugs, wall plugs, and where they plug into the transmitter or receiver.

⚠ WARNING!

	<p>10. DO NOT IMMERSE ANY COMPONENT IN WATER. Clean these monitors with a dry cloth.</p>
--	--



11. Do not use near fluorescent lights, appliances with motors, televisions, fans or other machinery. These items may interfere with the quality of your units' transmission or reception.

12. Adapter must be removed from receiver for battery operation. In case of a power outage, batteries will not act as a backup if the adapter is engaged.

13. Do not use your monitor if:

- Either adapter or its cord has been damaged.
- Objects have fallen or liquid has been spilled into any of its components.
- It has been exposed to rain or water.
- It has been dropped or something inside is damaged.
- Refer to the Troubleshooting Chart in this handbook before returning your monitor for servicing. You may be able to solve the problem on your own in very little time.

14. If service is required due to a possible defect, and the monitor is still under warranty, see Limited Warranty for instructions. This product should be serviced only by qualified service personnel at Evenflo when :

- An AC adapter or its plug has been damaged.
- Objects have fallen or liquid has been spilled into the Transmitter or Receiver.
- The Transmitter or Receiver do not appear to operate normally or exhibit a marked change in performance.
- There are no user serviceable parts inside these monitors. Do not open the cases.

▲ WARNING!

Changes or modifications to this unit not expressly approved by the party responsible for compliance could void the user's authority to operate equipment.

NOTE: This equipment has been tested and found to comply with the limits for a Class B digital device, pursuant to part 15 of the FCC rules. These limits are designed to provide reasonable protection against harmful interference in a residential installation. This equipment generates, uses and can radiate radio frequency energy, and if not installed and used in accordance with the instructions, may cause harmful interference to radio communications.

There is no guarantee that interference will not occur in a particular installation. If this equipment does cause harmful interference to radio or television reception, which can be determined by turning the equipment off and on, the user is encouraged to try to correct the interference by one or more of the following measures:

- Reorient or relocate the receiving antenna.
- Increase the separation between the equipment and receiver.
- Connect the equipment into an outlet on a circuit different from that which the receiver is connected.
- Consult the dealer or an experienced radio-TV technician for help.