



user manual

Model name:ZIZ-LC315025

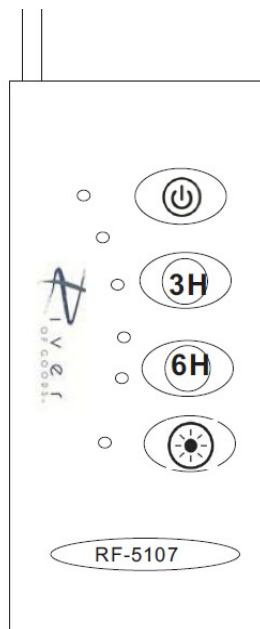
Turn on the Ac Transformer, Start the default state: Max brightness / No timer / Code function waiting for Remote.

Press the Button on the LED light Body 3 Second, the light flashing , Then press any key on the Remote turn off the light , Done the RF Code match.

Cut-down AC transformer ,the Battery Power supply Auto-start ,The default state: the minimum brightness,A bit difference with AC transformer supply.

- ◆  Press the button on the remote,the light ON/OFF control,and Restart all the function(timer/dimmer/brightness)
- ◆ **3H** Press the button on the remote,timer on/off control,The light flash one time ,3H timer ON; The light flash two times ,3H timer OFF
- ◆ **6H** Press the button on the remote,timer on/off control,The light flash one time ,6H timer ON; The light flash two times ,6H timer OFF
- ◆  Press the button on the remote , Level/2/3-cyclic dimmer On , choose your suitable brightness

Remote diagram



Note: The device has no ad-hoc function.

This device complies with part 15 of the FCC rules. Operation is subject to the following two conditions: (1) this device may not cause harmful interference, and (2) this device must accept any interference received including interference that may cause undesired operation.

NOTE: The manufacturer is not responsible for any radio or TV interference caused by unauthorized changes and modifications to this equipment. Such changes and modifications could void the user's authority to operate the equipment.

NOTE: This equipment has been tested and found to comply with the limits for a Class B digital device, pursuant to part 15 of the FCC Rules. These limits are designed to provide reasonable protection against harmful interference in a residential installation. This equipment generates uses and can radiate radio frequency energy and, if not installed and used in accordance with the instructions, may cause harmful interference to radio communication. However, there is no guarantee that interference will not occur in a particular installation.

If this equipment does cause harmful interference to radio or television reception, which can be determined by turning the equipment off and on, the user is encouraged to try to correct the interference by one or more of the following measures:

- Reorient or relocate the receiving antenna.
- Increase the separation between the equipment and receiver.
- Connect the equipment into an outlet on a circuit different from that to which the receiver is connected.
- Consult the dealer or an experienced radio/TV technician for help.

* RF warning for Portable device:

The device has been evaluated to meet general RF exposure requirement. The device can be used in portable exposure condition without restriction.

FCC ID:2ADR6ZIZ-LC315TX

Manufacture:Eway Globallighting Technology Co.,Ltd