

Bluetooth Activation Kit User Guide



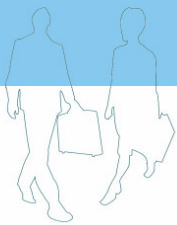
The information contained in this document is subject to change without notice. TDK Systems Europe makes no warranty of any kind with regard to this material including, but not limited to, the implied warranties of merchant ability and fitness for a particular purpose. TDK Systems Europe shall not be liable for errors contained herein or for incidental or consequential damages in connection with the furnishing, performance, or use of this material.

© Copyright 2003 TDK Systems Europe Limited.

All rights reserved.

This document contains information that is protected by copyright. All rights reserved. No part of this document may be photocopied, reproduced, or translated to another language without the prior written consent of TDK Systems Europe.

Other product or company names used in this publication are for identification purposes only and may be trademarks of their respective owners.



Before You Begin

Congratulations on your purchase of the TDK Systems Bluetooth Activation Kit. The Bluetooth Activation Kit brings Bluetooth to the following PC Cards:

- TDK Global Freedom 5660
- TDK Global Pro ISDN

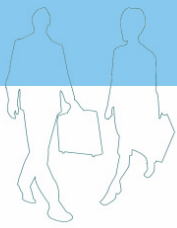
Package Contents

- Bluetooth Activator
- Installation CD
- Quick Start Guide

Ensure these items are present and undamaged.

Bluetooth Information

Bluetooth is a wireless communication technology. It is designed to replace the traditional cable connections currently used to link compatible devices. These can be cable connections between computers and printers, computers and mobile phones and between mobile phones and headsets. Bluetooth is designed to operate in the internationally recognised ISM (Industrial, Scientific and Medical) frequency band. Within the ISM band (2.4GHz – 2.48GHz) Bluetooth transmissions hop between 79 separate frequencies 1,600 times every second. Bluetooth is a low power radio designed for short range communication of about 10 metres and has an impressive peak data throughput of 723Kbps.



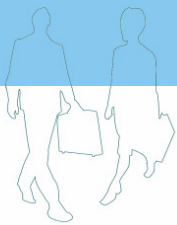
Getting Started

Installing the Software

1. Insert the CD into the CD/DVD drive on your PC. The CD should start automatically and present you with an installation menu.

*If the CD fails to start automatically, click on the Start button, select Run and type **D:\Setup.exe** (assuming your CD/DVD drive is D) then press Enter or click OK.*

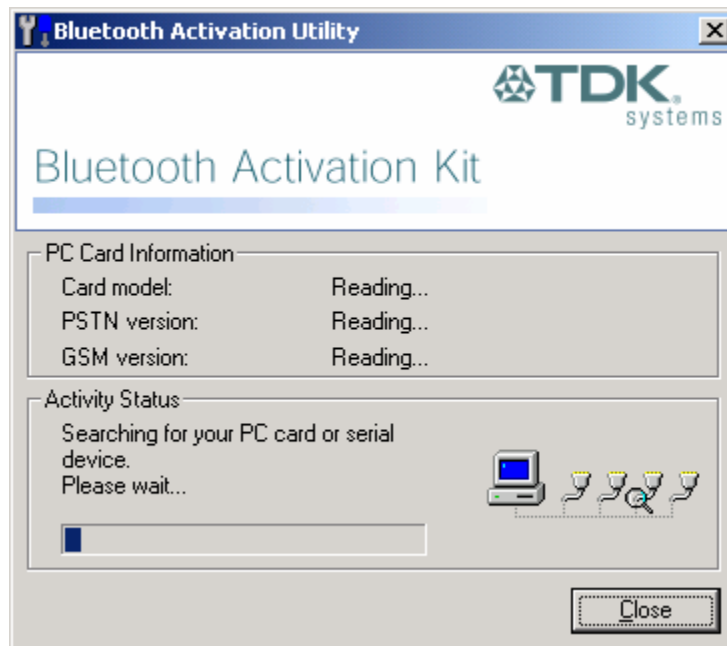
2. Choose Install Bluetooth Activation Utility to start the InstallShield Wizard.
3. Click **Next**.
4. Choose to accept the default folder by clicking **Next**, or change the location by using the **Change** option.
5. Click **Install**.
6. When the install has completed click **Finish**.
7. If you are prompted to restart Windows, click **Yes**.



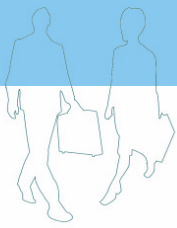
Upgrading the PC Card

Your PC Card may need to be upgraded before you can use it with the Activator.

1. If the Bluetooth Activation Utility is not already running, click Start > Programs > TDK Systems then select **Bluetooth Activation Utility**.
2. The Bluetooth Activation Utility will search for your TDK Global Freedom 5660 or TDK Global Pro ISDN automatically.

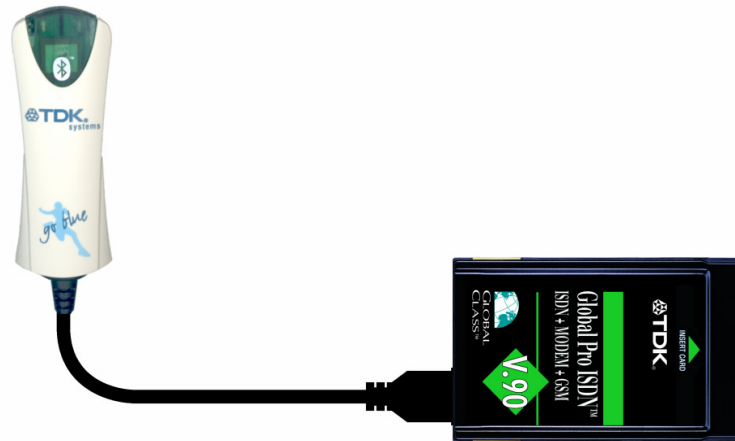


3. If your PC Card needs to be upgraded, ensure the Bluetooth Activator is disconnected from the PC Card and click **Upgrade**.
4. The upgrade will take approximately 1 minute to complete.

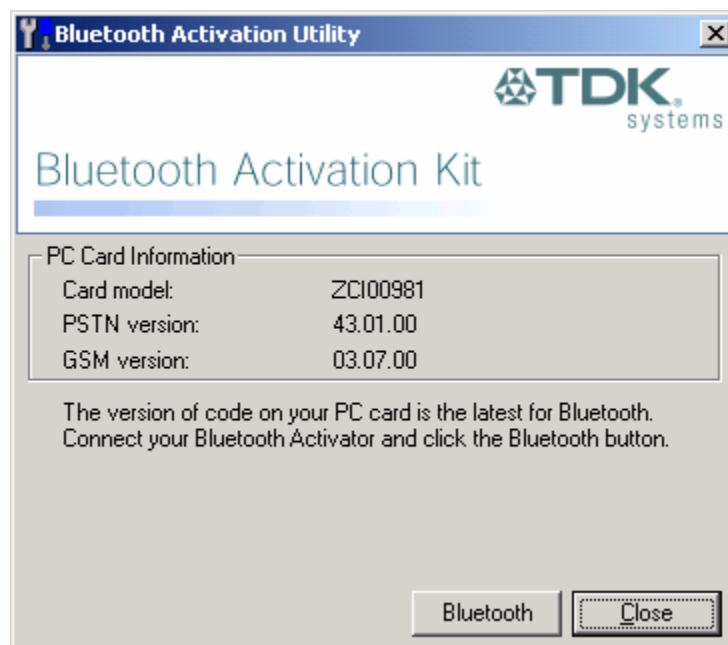


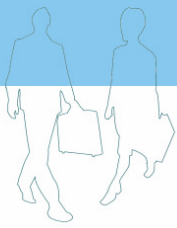
Connecting the Bluetooth Activator

1. Once your PC Card has been successfully upgraded, you will be prompted to connect your Bluetooth Activator.



2. Connect your Bluetooth Activator and click **Bluetooth**.

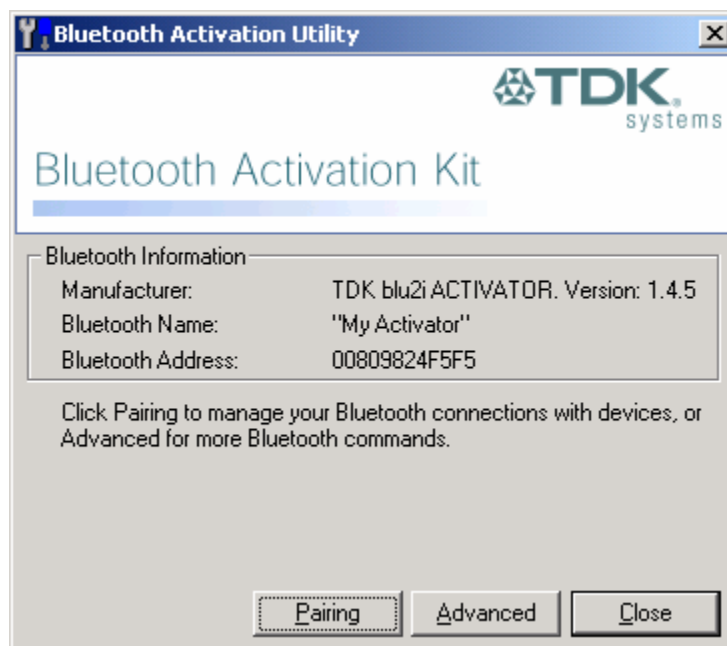




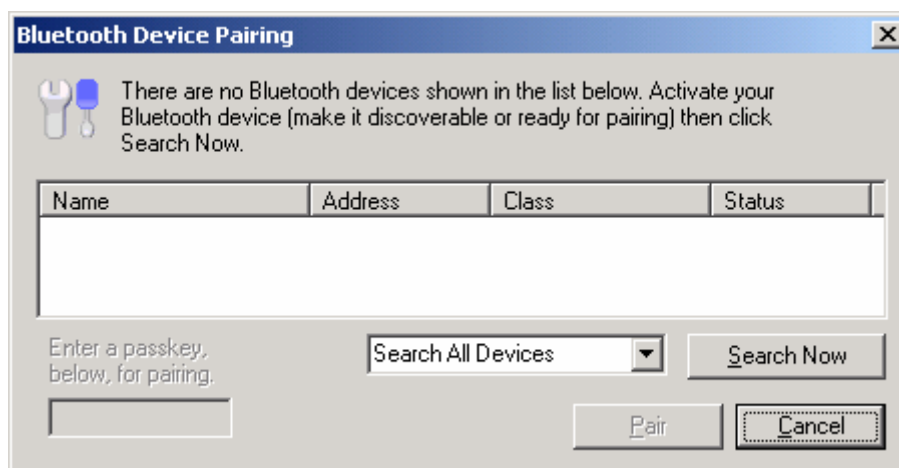
Connecting to remote Bluetooth devices

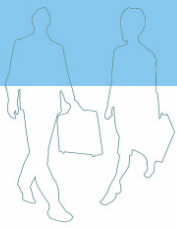
Pairing (also referred to as bonding) is the process of creating a trusted relationship between two Bluetooth devices. This will establish a secure link between the devices and enable quick access to the services provided on the remote Bluetooth device.

1. Click **Pairing**.

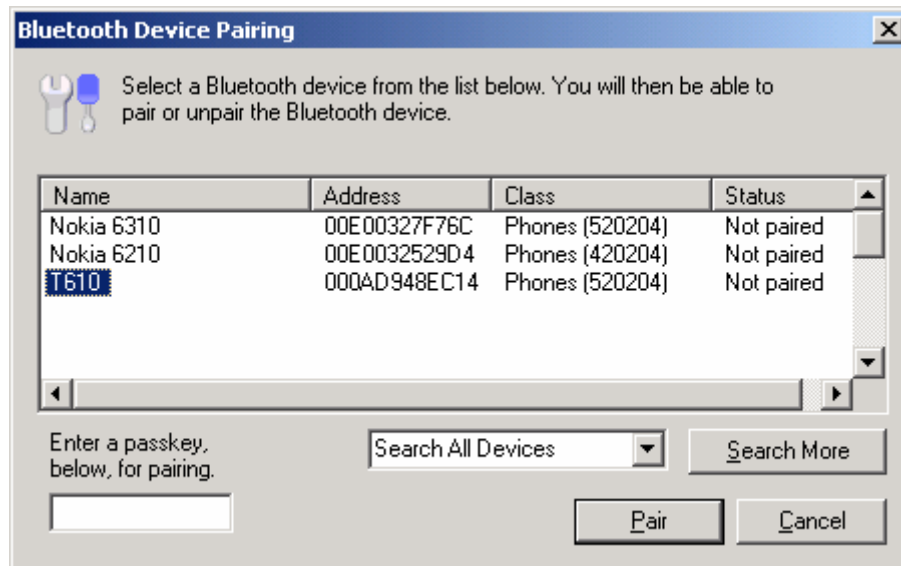


2. Click **Search Now** to search for other Bluetooth devices within range. If any devices are discovered they will be displayed.





3. Select the remote Bluetooth device you wish to pair with.

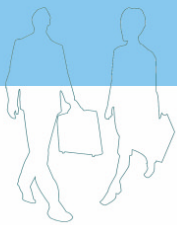


4. Enter a passkey of your choice (the passkey can be up to 16 characters long and must be numerical) and click **Pair**.

Note: Passkeys are also called Personal Identification Numbers, or PIN codes.

5. Click **OK**.
6. Enter the same passkey on the remote Bluetooth device.
7. If the pairing is successful, a connection will be made to the default service on the remote Bluetooth device.

Note: The Bluetooth Activation kit cannot be used with Windows Dial-Up Networking.



Technical Support

If you are experiencing problems with the Bluetooth Activation Kit please look through the information below.

Frequently Asked Questions

Question

I have successfully used the Bluetooth Activation Kit to connect to my Sony Ericsson T610. When I tried to connect to my Nokia 6210 the connection could not be established. Why is this?

Answer

It appears that your Bluetooth Activation Kit is fully functional. You could be trying to connect to the service which is unavailable on this phone. Try setting the S101 register to \$1103 to resolve this.

Windows 95/98/Me/NT2000

Click **Start > Programs > TDK Systems > Bluetooth Activation Utility**
Click **Advanced**.

Use the drop-down list to select the **ATSn=m-Set S Register**.

Enter 101 in the Number (n) field and \$1103 in the Number (m) field.

Windows XP

Click **Start > All Programs > TDK Systems > Bluetooth Activation Utility**

Click **Advanced**.

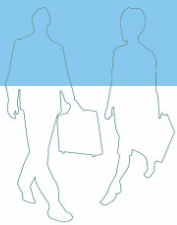
Use the drop-down list to select the **ATSn=m-Set S Register**.

Enter 101 in the Number (n) field and \$1103 in the Number (m) field.

If you are still experiencing problems please refer to the Advanced 'AT' Command Set Guide included on the CD.

Web site: <http://www.tdksystems.com>

E-mail: support@tdksystems.com



Appendix A

Technical Information

Supply voltage:	5V
Operating temperature:	-20°C – +75°C
Nominal RF output power:	4mW (6dBm)
Maximum RF output power:	4mW (6dBm)
Range:	up to 100 metres, free space.
Weight:	41g
Bluetooth specification:	Version 1.1
Bluetooth power class:	1

Power Requirements

When connected to the Global Freedom 5660 V.90.

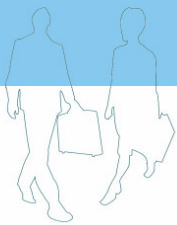
Mode	Current
Idle	88mA
Scanning	153mA

When connected to the Global Pro ISDN V.90.

Mode	Current
Idle	227mA
Scanning	283mA

Supported Operating Systems

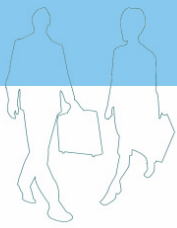
- Windows 95 (Requires Internet Explorer 5 or above)
- Windows 98
- Windows Millennium Edition
- Windows NT 4.0 (Requires Service Pack 6a)
- Windows 2000
- Windows XP



Appendix B

Declaration of Conformity

“Declaration of Conformance; this product contains the Approved Bluetooth portion of the TDK blu2i Serial Module as listed on the Bluetooth Qualified Product Listing. The Bluetooth Identifier is B01000, product ID TRBLU20-001A1. The listings can be found at <http://qualweb.opengroup.org>”



Appendix C

Warranty

TDK warrants that its products shall conform to TDK's published specifications and remain free from defects in materials and workmanship under normal, proper and intended use for a period of two (2) years from date of purchase, provided that proof of purchase be furnished with any returned equipment.

If during the warranty period any component part of the equipment becomes defective by reason of material or workmanship, and TDK is immediately notified of such defect, TDK shall at its option supply a replacement part or request return of equipment, freight prepaid, to its designated facility for repair. In the event no trouble is found on products returned for repair, TDK reserves the right to charge the customer its standard published repair charge.

This warranty shall not apply to any products that have been subject to misuse, bending, twisting, neglect, alteration, improper installation, testing or unauthorized repair performed by anyone other than a TDK designated repair facility. Any non-warranty repairs or maintenance shall be at TDK's standard rates in effect at the time.

This warranty is in lieu of all other warranties, whether expressed, implied, or statutory, including but not limited to, implied warranties or merchantability and fitness for a particular purpose. In no event shall TDK be liable, whether in contract, in part, or on any other basis, for any damage sustained by its customers or any other person arising from or related to loss of use, failure or interruption in the operation of any products, or delay in maintenance, or for incidental, consequential, in direct, or special damages or liabilities, or for loss of revenue, loss of business, or other financial loss arising out of or in connection with the sale, lease, maintenance, use, performance, failure, or interruption of these products.