



bluetooth shower speaker

WATER RESISTANT PORTABLE SPEAKER



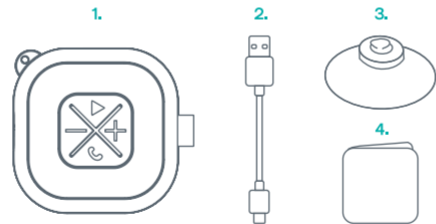
USER GUIDE

Thank you for purchasing the atomi Bluetooth Shower Speaker!

Make your shower a little more lively with the atomi Shower Speaker! Get your groove on or listen to the latest weather and traffic before you start your day. Just hang the water-resistant speaker in your shower and stream music through it via Bluetooth® technology. High quality, great sounding, your shower will be rockin' with the atomi Shower Speaker!

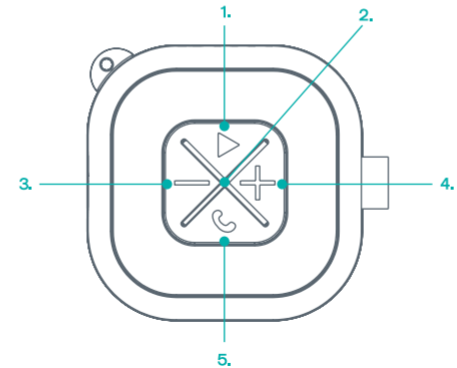
Package Contents

- 1. Shower speaker
- 2. Micro-USB cable
- 3. Suction cup
- 4. User guide

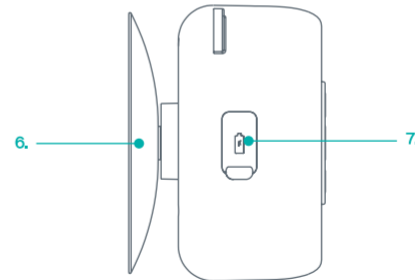


Controls

- 1. Play/Pause
- 2. Microphone
- 5. Power on/off button & Call



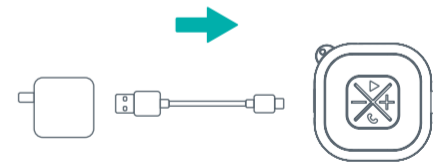
- 3. Volume down
- 4. Volume up
- 6. Suction cup
- 7. Micro-USB port



Charging the unit

Charge by using the USB to Micro USB cord (included) through computer or AC adapter with USB jack (not included).

Note: Please allow approximately 3 hours for full charge. Battery will last up to 8 hours when connected wirelessly.



FCC Warning

This device complies with part 15 of the FCC rules. Operation is subject to the following two conditions:

- 1) this device may not cause harmful interference, and
- 2) this device must accept any interference received, including interference that may cause undesired operation.

Changes or modifications not expressly approved by the party responsible for compliance could void the user's authority to operate the equipment.

NOTE: This equipment has been tested and found to comply with the limits for a Class B digital device, pursuant to part 15 of the FCC Rules. These limits are designed to provide reasonable protection against harmful interference in a residential installation. This equipment generates uses and can radiate radio frequency energy and, if not installed and used in accordance with the instructions, may cause harmful interference to radio communications. However, there is no guarantee that interference will not occur in a

particular installation. If this equipment does cause harmful interference to radio or television reception, which can be determined by turning the equipment off and on, the user is encouraged to try to correct the interference by one or more of the following measures:

- 1) Reorient or relocate the receiving antenna.
- 2) Increase the separation between the equipment and receiver.
- 3) Connect the equipment into an outlet on a circuit different from that to which the receiver is connected.
- 4) Consult the dealer or an experienced radio/TV technician for help.

The device has been evaluated to meet general RF exposure requirement. The device can be used in portable exposure condition without restriction.