

QUICKSTART GUIDE



YOUR 4GR OUT OF THE BOX

1. Screw the four antennas onto the threaded ports extending from the **4GR**.



NOTE: The broad antennas should be placed at the back of the **4GR**.

2. Attach the power adapter to the 4GR and plug it into a wall outlet.
3. Wait a few minutes while the 4GR locates a cellular signal.
4. It is prohibited to replace the antenna by non-professional person.

[product photos/diagrams]


4GR LIGHT GUIDE



No lights: 4GR does not have power.



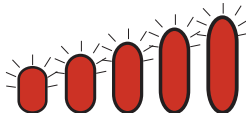
Single flashing green light: 4GR is powering on.



Changing flashing green lights: As the 4GR searches for a signal, the lights will cycle back and forth (1,2,3,4,5; 5,4,3,2,1).



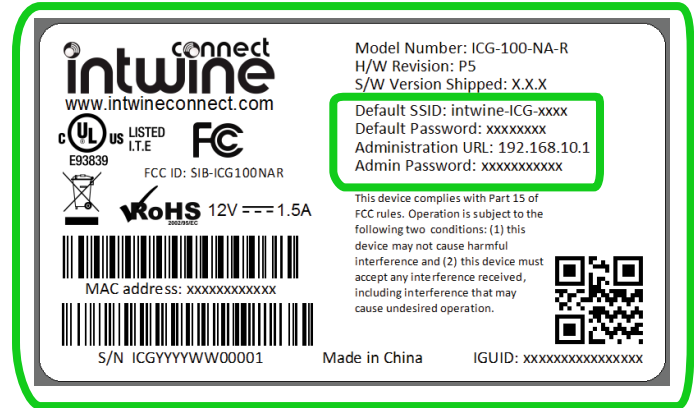
Solid green light: Indicates level of cellular signal. 1 light is a poor signal, 5 lights is a very strong signal.



All flashing red lights: 4GR cannot find a cellular signal.

CONFIGURE YOUR 4GR

1. Using a computer or mobile device, connect to the **4GR**'s Wi-Fi network. Use the name (**SSID**) and password printed on the label on the bottom of the **4GR**.
2. Open an internet browser and go to the address **https://192.168.10.1** to access your **4GR Configuration Page**.



NOTE: If you receive a security warning about the website's security or certificate, dismiss it.

3. You will be prompted to login. Use the **Admin. Password** from the **4GR** label.
4. You are now able to configure your **4GR**!
5. To change your SSID and/or create a new password, select **Network Configuration** from the drop-down menu.

NOTE: If you change this information, it will replace the information on the label. Write it down and store it in a secure location.

6. For more information about configuring your **4GR**, see the complete **User Guide** at **www.intwineconnect.com**

CERTIFICATIONS, LICENSES, AND WARNINGS



CAUTION:

There is a risk of explosion if this device's battery is replaced with an incorrect battery type. Dispose of all used batteries according to applicable instructions and regulations.

COMPLIANCE:

This device complies with Part 15 of FCC rules. Operation is subject to the following conditions:

1. this device may not cause harmful interference, AND
2. this device must accept any interference received, including interference that may cause undesired operation.

FOR FCC 15B DEVICES:

This equipment has been tested and found to comply with the limits for a Class B digital device, pursuant to part 15 of the FCC rules. These limits are designed to provide reasonable protection against harmful interference in a residential installation. This equipment generates, uses and can radiate radio frequency energy and, if not installed and used in accordance with the instructions, may cause harmful interference to radio communications. However, there is no guarantee that interferences will not occur in a particular installation. If this equipment does cause harmful interference to radio or television reception, which can be determined by turning the equipment off and on, the user is encouraged to try to correct the interference by one or more of the following measures:

- Reorient or relocate the receiving antenna.
- Increase the separation between the equipment and receiver.
- Connect the equipment into an outlet on a circuit different from that to which the receiver is connected.
- Consult the dealer of an experience radio/TV technician for help.

FCC PART 15.21 INFORMATION FOR USER:

You are cautioned that changes or modifications not expressly approved by the party responsible for compliance could void your authority to operate the equipment.

CERTIFICATIONS, LICENSES, AND WARNINGS

A black square icon with a white exclamation mark inside, indicating a warning or important information.

FOR MOBILE DEVICES WITHOUT CO-LOCATION CONDITION (the transmitting antenna is installed or located more than 20cm away from the body of user and near by person):

FCC RF Radiation Exposure Statement:

1. This Transmitter must not be located or operating in conjunction with any other antenna or transmitter.
2. This equipment complies with FCC RF radiation exposure limits set forth for an uncontrolled environment. This equipment should be installed and operated with a minimum distance of 20 centimeters between the radiator and your body.

FOR MOBILE DEVICES WITH CO-LOCATION CONDITION (the transmitting antenna is installed or located more than 20cm away from the body of user and near by person):

FCC RF Exposure Statement:

1. This Transmitter has been demonstrated co-location compliance requirements with (Bluetooth model#). This transmitter must not be co-located or operating in conjunction with any other antenna or transmitter.
2. This equipment complies with FCC RF radiation exposure limits set forth for an uncontrolled environment. This equipment should be installed and operated with a minimum distance of 20cm between the radiator and your body.

For a complete list of warnings, warranties, and other useful information about your 4GR, please visit www.intwineconnect.com.

Copyright © 2015, Intwine Connect, LLC.
8401 Chagrin Rd. Suite 10B
Chagrin Falls, OH 44023
(330) 405-8698
www.intwineconnect.com