



ePass FIDO PRODUCT MANUAL

V1.0

2015-09

FEITIAN Technologies Co., Ltd.

Website: www.FTsafe.com

Content

1. Overview	1
2. Product Views.....	2
a) Casing Views	2
b) Casing Introduction.....	2
3. Features and Operations on Desktop Using Google as an Example	3
Appendix Specification	5

1. Overview

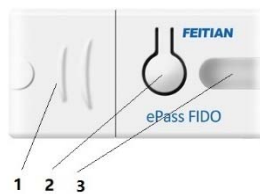
Feitian ePassFIDO is a FIDO alliance certified U2F authentication key. Unlike the traditional second factor authentication devices, FIDO U2F provides a much convenient solution to replace or be a plus of traditional password. Each FIDO device is able to store more than one keys. Users have no longer need to carry many traditional and virtual keys in a key ring with them all the time.

2. Product Views

a) Casing Views



b) Casing Introduction

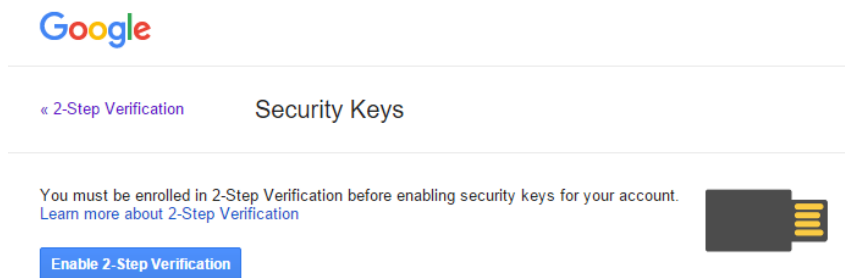


1	LED indicator
2	Confirm button
3	Standard USB plug

3.Features and Operations on Desktop Using Google as an Example

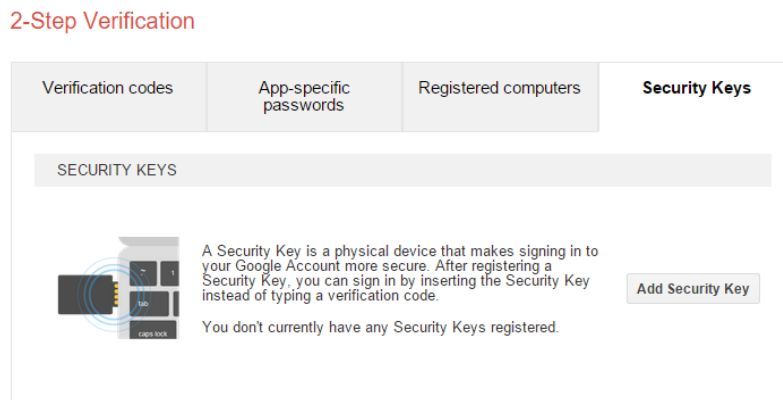
Step1:

Go to “My account” page to enable the 2-step Verification function as shown below:



Step 2:

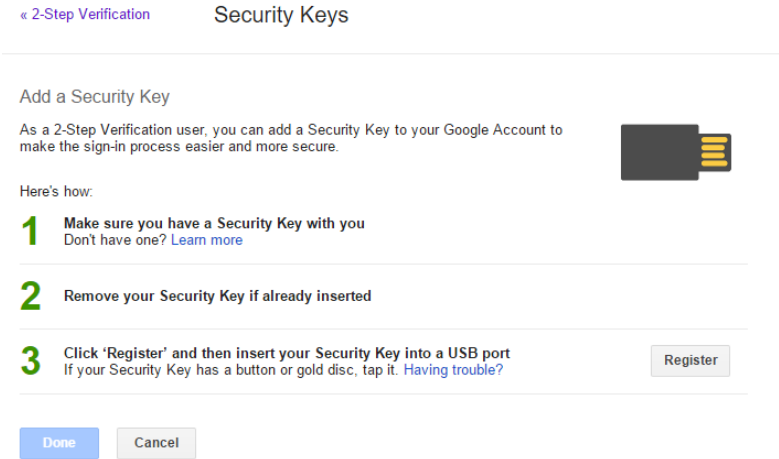
Click the security keys tag and click the button as in below to add a security key.



Step 3:

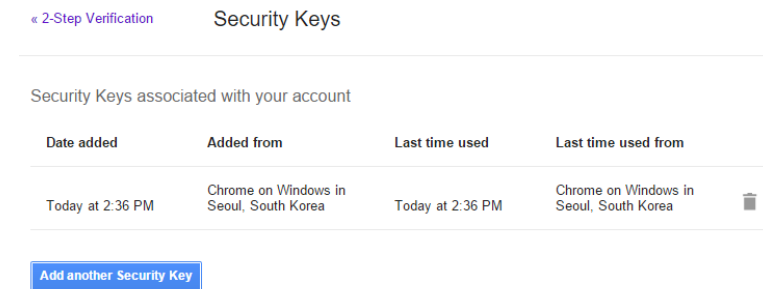
The following page would show. Follow the introduction from the manual and click the Register button to register the FIDO key.

The web application will then ask the user to press the confirm button on the key to confirm the registration.



Step 4:

The registration process can be considered successful once the key can be found under your account. So then the next time when you try to login to your Google account, google will then ask for the second step verification via your FIDO token.



Appendix Specification

ePass FIDO	
Specification	Value
OS	Windows, Linux, iOS
Certifications	FIDO U2F
Embedded security algorithm	ECDSA /AES/SHA256
Chip security level	EL4+ ;CAVP
Processor	Z18051-SC
User space (or the number of keys)	64
Interface type	USB
Data storage life	At least 10years
Erasing times	100,000 times
Communication protocol	HID
Working voltage	5.0V
Working current	22mA
Power	0.11W
Working temperature	-25C -- +85C
Storage temperature	-45C-- +125C

Warning

This device complies with part 15 of the FCC Rules. Operation is subject to the following two conditions:

- (1) This device may not cause harmful interference, and
- (2) This device must accept any interference received, including interference that may cause undesired operation.

Changes or modifications not expressly approved by the party responsible for compliance could void the user's authority to operate the equipment.

Note: This equipment has been tested and found to comply with the limits for a Class B digital device, pursuant to Part 15 of the FCC Rules. These limits are designed to provide reasonable protection against harmful interference in a residential installation. This equipment generates uses and can radiate radio frequency energy and, if not installed and used in accordance with the instructions, may cause harmful interference to radio communications. However, there is no guarantee that interference will not occur in a particular installation. If this equipment does cause harmful interference to radio or television reception, which can be determined by turning the equipment off and on, the user is encouraged to try to correct the interference by one of the following measures:

- Reorient or relocate the receiving antenna.
- Increase the separation between the equipment and receiver.
- Connect the equipment into an outlet on a circuit different from that to which the receiver is connected.
- Consult the dealer or an experienced radio/TV technician for help.