



Metro-Tuner MT-30

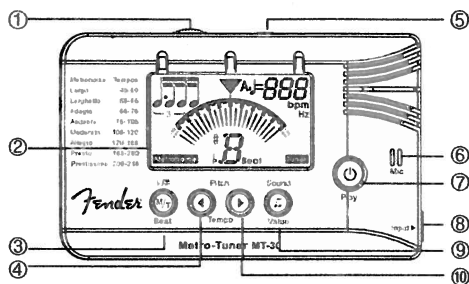
Owner's manual

Thank you and congratulations on your purchase of the Fender Metro-tuner. Please take the time to read through this manual to ensure you get the best from your tuner.

Product Description

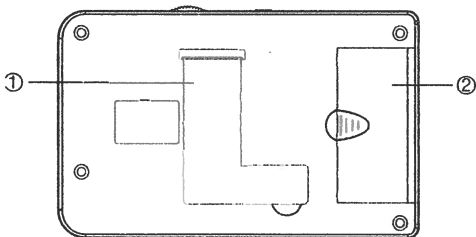
The product is a 3-in-one Metro-tuner with Tone Generator for musicians.

Front



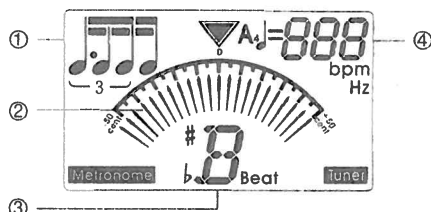
- ① Volume
- ② LCD
- ③ Mode switch
- ④ Parameter ◀
- ⑤ Earphone Jack
- ⑥ Mic
- ⑦ Power/Play
- ⑧ Input Jack
- ⑨ Rhythm select
- ⑩ Parameter ▶

Back



- ① Stand
- ② Battery Cover

LCD Interface

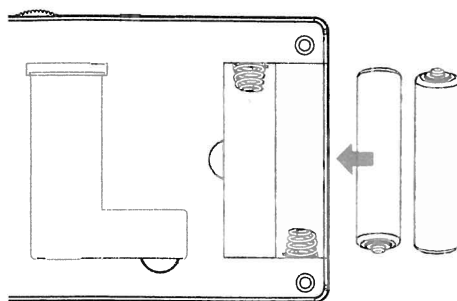


- ① Rhythm
- ② Tuning/Beat Meter
- ③ Note Name, Beat
- ④ A4, Tempo

Tuning scale	Chromatic	C, C#, D, D#, E, F, F#, G, G#, A, A#, B or C, D ^b , D, E ^b , E, F, G ^b , G, A ^b , A, B ^b , B
Signal input	Mic, Clip	
Meter	-50~0~+50, 5 cents/segment	

Installing the batteries

When the LCD becomes dim, please replace the batteries as soon as possible.



Slide off the battery cover from the back of the MT-30, pop the batteries out, replace with new ones and slide the cover back until it locks. Please pay attention to the polarity.

Operation

• Metronome

- Press and hold for 2 seconds to power on/off.
- Metronome is the default mode when the MT-30 is powered on.
- Press ◀ / ▶ to set the TEMPO: 30 – 260bpm
- Press M/T briefly to set the beat: 0, 9, 7, 6, 5, 4, 3, 2, 1
- Press to select the RHYTHM:
- Press to play/stop the metronome,

• Tuner

- Press and hold M/T to enter Tuner mode.
- Press ◀ / ▶ to adjust A4: 435 – 445Hz
- Press M/T to display either " # " or " b " notation.
- Tuning Range: A₀(27.50 Hz)~C₈(4186 Hz)

• Tone Generator

- Press to enter Tone Generator mode.
- Press ◀ / ▶ to select note names (◀ chromatic half-tone, ▶ natural half-tone)
- Press M/T to display either " # " or " b " notation
- Tone Generator note:
C, C#, D, D#, E, F, F#, G, G#, A, A#, B or C, D^b, D, E^b, E, F, G^b, G, A^b, A, B^b, B

Specifications

- Tuning Scale: Chromatic
- Tuning Range: A₀(27.50 Hz)~C₈(4186 Hz)
- Tuning Mode: Mic, Input jack
- Response Time: <20 ms
- Precision: ± 1 cent
- Power: 3V (2XAAA)
- Power consumption:
 - Tuning mode: < 15mA
 - Metronome mode < 30mA
 - Tone Generator < 50mA
- Dimension: 100 (L) x 62 (W) x 15 (H)mm
- Weight: 70 g

Accessories

- User manual
- QC mark
- 3V (2XAAA)
- Pickup

FCC COMPLIANCE NOTICE

This equipment has been tested and found to comply with the limits for a Class B digital device, pursuant to Part 15 of the FCC rules. These limits are designed to provide reasonable protection against harmful interference in a residential installation. This equipment generates, uses and can radiate radio frequency energy and if not used in accordance with the instructions, may cause harmful interference to radio communications and there is no guarantee that interference will not occur in a particular installation. If this equipment does cause harmful interference to radio or television reception, which can be determined by turning the equipment off and on, the user is encouraged to try to correct the interference by one or more of the following measures: reorient or relocate the receiving antenna, increase the separation between the equipment and receiver, connect the equipment into an outlet on a circuit different from that of the receiver. Consult the dealer or an experienced radio/TV technician if help is needed with interference. NOTE: FMIC will not be responsible for unauthorized equipment modifications that could violate FCC rules, and/or void product safety certifications.