



XDCP97BT

QUICK START GUIDE

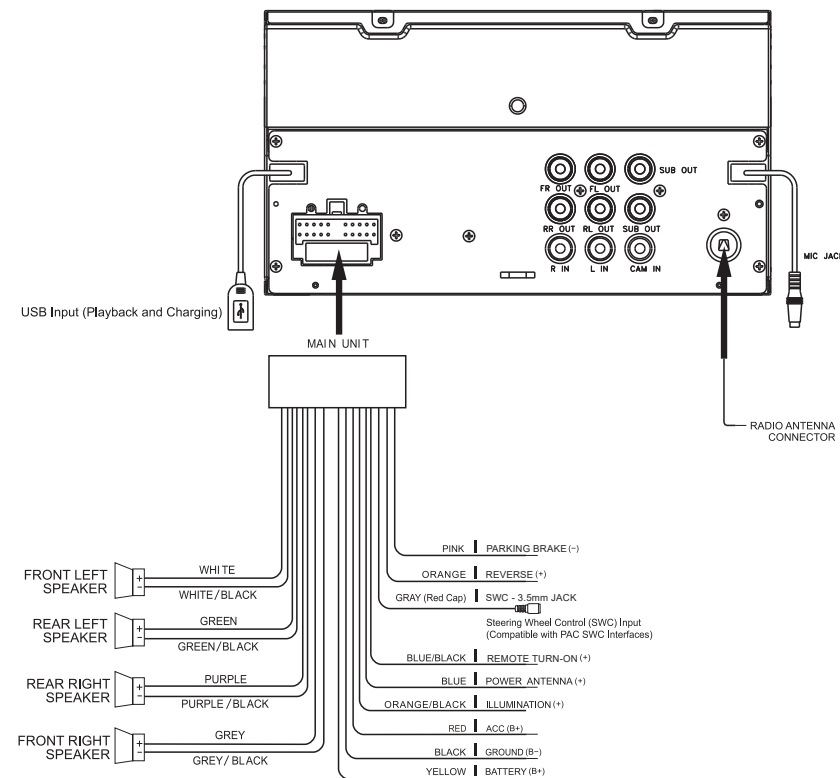
Multimedia Receiver with Bluetooth featuring a 6.2" digital TFT LCD

This Quick Start Guide gives you the basics to start using your XDCP97BT. Please visit www.dualav.com/support/manuals.php to download a complete owner's manual or call customer service at 1-866-382-5476 (Monday-Friday, 9AM-5PM EST).



Customer Service Toll Free: 1-866-382-5476

Wiring Diagram - Inputs/Outputs



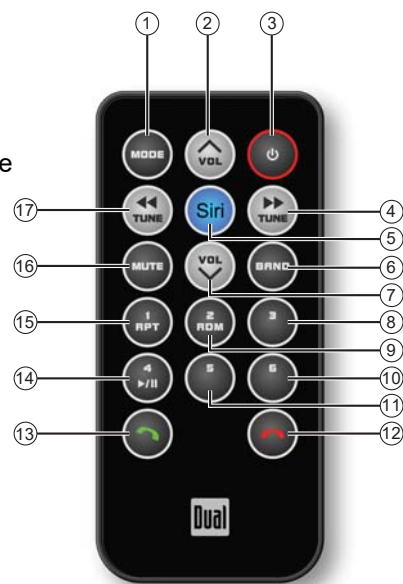
Control Locations



1. Mode
2. Power/Mute/ Volume up/Down
3. Siri
4. IR Remote Sensor
5. Reset

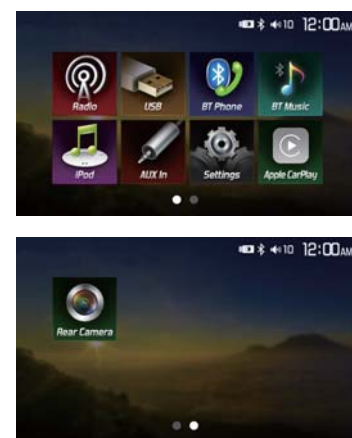
Remote Control

1. Mode
2. Volume Up
3. Power
4. Tune/Track Up
5. Siri
6. Band
7. Volume Down
8. Preset 3
9. Preset 2 / RDM
10. Preset 6
11. Preset 5
12. End call
13. Bluetooth Talk
14. Preset 4 / Play / Pause
15. Preset 1 / RPT
16. Mute
17. Tune/Track Down



Main Menu

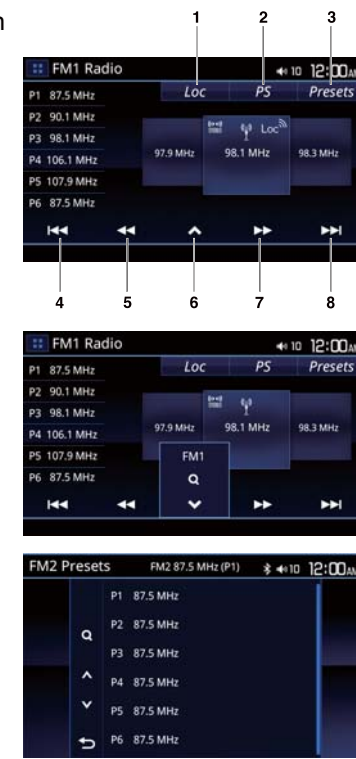
In the Menu mode, press the desired icon to enter the corresponding mode: Radio, USB, BT Phone, BT Music, iPod, AUX In, Settings, CarPlay, Rear Camera.



Tuner Operation

Select the Tuner icon from the Main Menu screen or press MODE unit Tuner is selected.

1. Lo/DX
2. Preset Scan
3. Presets
4. Seek Up
5. Manual Tune Up
6. Band/Auto Store
7. Manual Tune Down
8. Seek Down



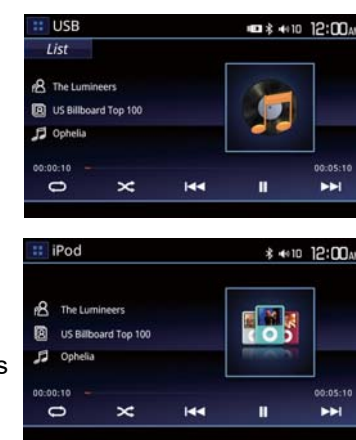
USB/iPod Operations

Press the USB to select in Main menu.

iPhone iPod Mode Setting method

1. When iPhone is not connected to XDCP97BT using the cable
2. Select iPod Setting Mode
3. Select Restrictions in General mode (Enter 0000 if the password is required)
4. Inactivate the CarPlay item

FYI, in case of iPod nano and Classic, these does not include CarPlay function so iPod cable is connected then they will work as iPod mode.



General Operation

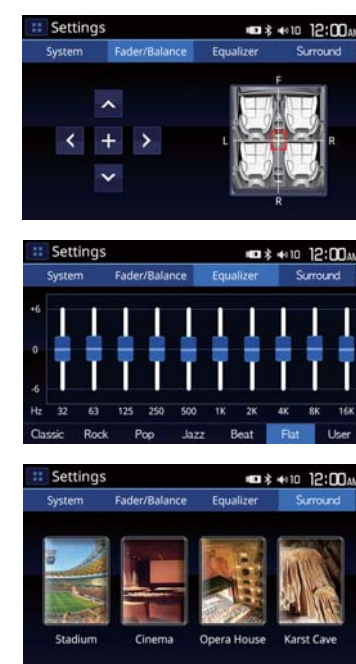
Press the function icons to select in setup menu.

1. System
2. Fader/Balance
3. Equalizer
4. Surround
5. Subwoofer
6. Display
7. Time Settings
8. Misc



Audio Operation

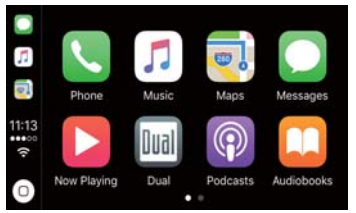
Press Sound Effect icon In setup menu to select Fader and Balance, 10-Band tone control, Presets \ EQ Control (Classic, Rock, Pop, Jazz, Beat, Flat, User), Surround (Stadium, Cinema, Opera House, Karst Cave).



CarPlay Operation

Select CarPlay on the Main Menu.

If the iPhone is connected via USB port, press CarPlay icon on main menu to mirror the iPhone's apps onto the screen. And if the iPhone USB cable is inserted to the USB port then the XDCP97BT will automatically change to CarPlay mode.



Bluetooth Operation

Bluetooth Microphone

The microphone is External to the receiver.

Pairing and Connecting

Before you can use a Bluetooth device, it must be paired and connected. The Multi Media broadcasts the pairing signal constantly when no devices are currently connected. Complete the pairing sequence from your Bluetooth device. The device name is "XDCP97BT". Once pairing is complete, most Bluetooth will connect automatically if the device is in range when the unit is powered-on.

Dialing a Number

Press to display keypad and dial a number.

Making and Ending a Call

Press to connect a call, and press to end a call.

Transferring Audio

Press to transfer audio between the head unit and mobile phone.

Streaming Audio

Press to play or pause the music. Press to skip to the previous track. Press to advance to the next track.



One-Year Limited Warranty

This warranty gives you specific legal rights. You may also have other rights which vary from state to state. Dual Electronics Corp. warrants this product to the original purchaser to be free from defects in material and workmanship for a period of one year from the date of the original purchase. Dual Electronics Corp. agrees, at our option, during the warranty period, to repair any defect in material or workmanship or to furnish an equal new, renewed or comparable product (whichever is deemed necessary) in exchange without charges, subject to verification of the defect or malfunction and proof of the date of purchase. Subsequent replacement products are warranted for the balance of the original warranty period. Who is covered? This warranty is extended to the original retail purchaser for products purchased from an authorized Dual dealer and used in the U.S.A. What is covered? This warranty covers all defects in material and workmanship in this product. The following are not covered: software, installation/removal costs, damage resulting from accident, misuse, abuse, neglect, product modification, improper installation, incorrect line voltage, unauthorized repair or failure to follow instructions supplied with the product, or damage occurring during return shipment of the product. Specific license conditions and copyright notices for the software can be found via www.dualav.com.

What to do? Before you call for service, check the troubleshooting guide in your owner's manual. A slight adjustment of any custom controls may save you a service call. If you require service during the warranty period, you must carefully pack the product (preferably in the original package) and ship it by prepaid transportation with a copy of the original receipt from the retailer to an authorized service center. Please describe your problem in writing and include your name, a return UPS shipping address (P.O. Box not acceptable), and a daytime phone number with your shipment. For more information and for the location of the nearest authorized service center please contact us by one of the following methods:
 • Call us toll-free at 1-866-382-5476 (Monday-Friday, 9:00 a.m. to 5:00 p.m. EST)
 • E-mail us at cs@dualav.com
 Exclusion of Certain Damages: This warranty is exclusive and in lieu of any and all other warranties, expressed or implied, including without limitation the implied warranties of merchantability and fitness for a particular purpose and any obligation, liability, right, claim or remedy in contract or tort, whether or not arising from the company's negligence, actual or imputed. No person or representative is authorized to assume for the company any other liability in connection with the sale of this product. In no event shall the company be liable for indirect, incidental or consequential damages.

FCC Compliance

This device complies with Part 15 of the FCC Rules. Operation is subject to the following two conditions:
 (1) this device may not cause harmful interference, and
 (2) this device must accept any interference received, including interference that may cause undesired operation.
Warning: Changes or modifications to this unit not expressly approved by the party responsible for compliance could void the user's authority to operate the equipment.
Note: This equipment has been tested and found to comply with the limits for a Class B digital device, pursuant to Part 15 of the FCC Rules. These limits are designed to provide reasonable protection against harmful interference in a residential installation. This equipment generates, uses and can radiate radio frequency energy and, if not installed and used in accordance with the instructions, may cause harmful interference to radio communications. However, there is no guarantee that interference will not occur in a particular installation. If this equipment does cause harmful interference to radio or television reception, which can be determined by turning the equipment off and on, the user is encouraged to try to correct the interference by one or more of the following measures:
 • Reorient or relocate the receiving antenna.
 • Increase the separation between the equipment and receiver.
 • Connect the equipment into an outlet on a circuit different from that to which the receiver is connected.
 • Consult the dealer or an experienced radio/TV technician for help.

Copyright and Trademark Notes
 This package contains one XDCP97BT receiver with remote control, USB extension cable, instructions, mounting hardware and warranty. The Bluetooth® word mark and logos are registered trademarks owned by Bluetooth SIG, Inc. Use of the Apple CarPlay logo means that a vehicle user interface meets Apple performance standards. Apple is not responsible for the operation of this vehicle or its compliance with safety and regulatory standards. Please note that the use of this product with iPhone, iPod, or iPad may affect wireless performance. Apple CarPlay is a trademark of Apple Inc. "Made for iPod" and "Made for iPhone" mean that an electronic accessory has been designed to connect specifically to iPod, or iPhone, respectively, and has been certified by the developer to meet Apple performance standards. Apple is not responsible for the operation of this device or its compliance with safety and regulatory standards. Please note that the use of this accessory with iPod, or iPhone may affect wireless performance. iPhone, and iPod are trademarks of Apple Inc., registered in the U.S. and other countries. Other trademarks and trade names are those of their respective owners.