


Step 1: Charge and Sync

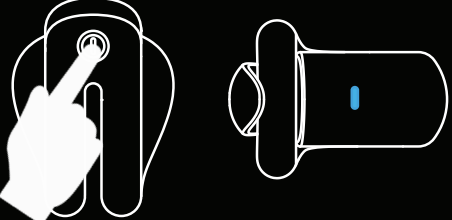
Plug in and charge the FirmTech ring for 3 hours, if the battery is dead and the green light i off. Before use, press and hold the power button for three seconds until the green ligh flashes



Green light will appear when fully charged.

Note: A full charge is not needed for an 8-hour recording.



Step 2:




Remove ring from charger - press power button - pinch both sides of the sensor box until a blue light appears to indicate the device is ready to pair with your Firm Tech app.


Step 3: Connect to the APP

Download the FirmTech APP from the QR code on the back or from the APP store. Sync with the application by pressing " Connect " on the APP.

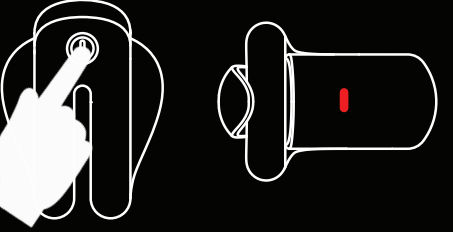




Step 2. Hold the loop open and drop your testicles through the loop, then put the loop back on the hook.




One loop will now be under the testicles and the other around the base of the penis.



When session is complete (either a sexual act or overnight) presee the power button for 3 seconds. Flashing red light will appear then disappear indicating the end of recording session.

This device complies with part 15 of the FCC Rules. Operation is subject to the following two conditions:
(1) This device may not cause harmful interference, and
(2) this device must accept any interference received, including interference that may cause undesired operation.

NOTE: This equipment has been tested and found to comply with the limits for a Class B digital device, pursuant to part 15 of the FCC Rules. These limits are designed to provide reasonable protection against harmful interference in a residential installation.
This equipment generates, uses and can radiate radio frequency energy and, if not installed and used in accordance with the instructions, may cause harmful interference to radio communications. However, there is no guarantee that interference will not occur in a particular installation. If this equipment does cause harmful interference to radio or television reception, which can be determined by turning the equipment off and on, the user is encouraged to try to correct the interference by one or more of the following measures:
—Reorient or relocate the receiving antenna.
—Increase the separation between the equipment and receiver.
—Connect the equipment into an outlet on a circuit different from that to which the receiver is connected.
—Consult the dealer or an experienced radio/TV technician for help.
Changes or modifications not expressly approved by the party responsible for compliance could void the user's authority to operate the equipment.
This device has been evaluated to meet general RF exposure requirement. The device can be used in portable exposure condition without restriction.



How To Upload Your Recordings



To see your recordings, press the power button again and the blue light will appear.



Once again press "Pair" and the most recent session will upload. Stay paired until upload is complete.

Click "Duration" to see your health data.

PRECAUTIONS

Over-stretching the ring, as in this image, can tear the soft, proprietary elastomer, which has been formulated for your comfort - unlike hard silicone. This is not a rubber band!

In rare cases when the device is too tight or has been left on for an extended period of time, blood vessels may bruise. While these should resolve quickly, in the very unlikely event that they do not, please contact a health care provider.



DON'T OVER STRETCH

PRODUCT WARRANTY

Please inspect your product when it arrives. FirmTech will replace or refund any damage caused by a defect in our material or workmanship. This warranty does not cover normal wear and tear caused by handling, non-consumable parts such as rechargeable batteries which naturally have a limited lifespan and declining capacity over time. If you receive a product and it does not fit or it's not what you expected it to be, it may be returned in certain circumstances. For more information please visit our website's return policy.

CARE AND CLEANING

Clean ring with alcohol based sanitary wipes. We recommend using water-based lubricants for sexual activity, as frequent use of silicone-based lubricants may damage the ring.

WARNING

Do not use this device if:
A) You have urinary tract infections (UTI) sexually transmitted diseases (STDs) or prostatitis
B) You have urinebladder retention or distention
C) You have renalkidney failure
D) You suffer from Peyronies disease, urethral strictures or priapism history
E) You have decreased sensation for pain in the area of the penis
F) You are under the influence of drugs or alcohol
G) You cannot get even a partial erection under any circumstances
H) You have latex allergies or sensitivities.
Constriction rings do not prevent pregnancy

We advise against using the device for more than 1 hour

Consult a health care provider if any complications occur and discontinue use of device.



FCC ID:2BAMKTHETECHRING
M/N: The Tech Ring
USB A input: 5V 1A
Battery capacity: 3.7V 60 mAh

Made in Taiwan



FIRMTECH
TECH RING

ROCK HARDER WITH THE WORLDS
MOST EFFECTIVE COCK RING
GET FIT. STAY FIRM.