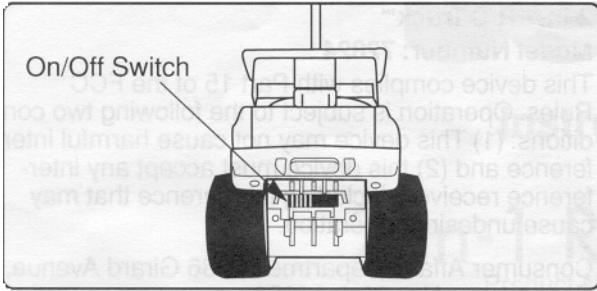


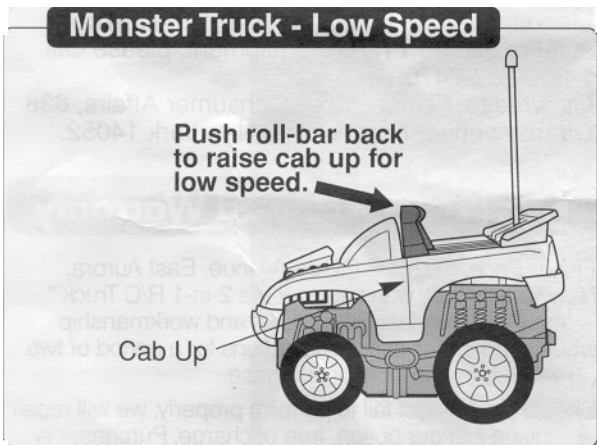
Truck Use




- Slide the **on/off** switch to turn the truck power on or **off**.

Hint: The truck power will turn **off** automatically after a few minutes of non-use. **To** turn the truck power **back** on, slide the on/off switch to the on position.

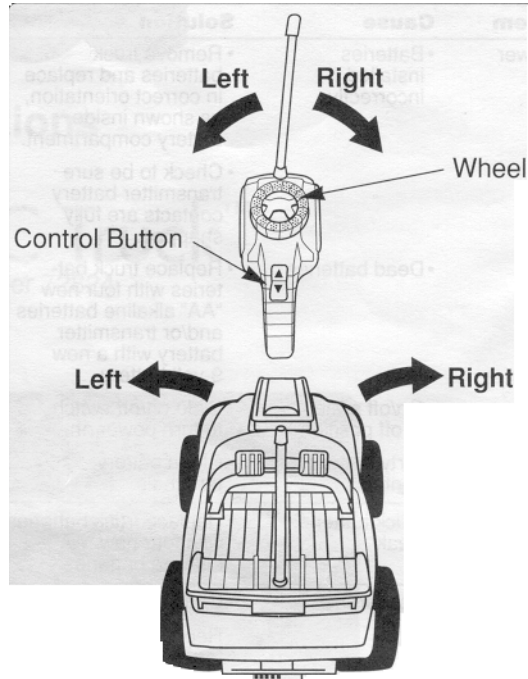
Monster Truck - Low Speed



Racing Truck - High Speed



Transmitter Use



- **FORWARD** - Push the top arrow on the trans-., mitter control button.
- **REVERSE** - Push the bottom arrow on the transmitter control button.
- **STOP** - Release the transmitter control button.
- **LEFT** - Turn the transmitter wheel to the left.
- **STRAIGHT** - Keep the transmitter wheel straight. .
- **RIGHT** - Turn the transmitter wheel to the right.

Good Driver Tips

- For maximum range, keep the transmitter antenna pointed up.
- Operate the truck in a dry, open area, away from any street or moving (motorized) vehicles.
- Avoid using this toy near sand and water. It moisture does get inside the truck or trans- mitter, remove the batteries and allow the units to dry for several hours before next use.
- Store your truck and transmitter inside after play, away from heat or direct sunlight.
- Do not carry the truck or transmitter by the antenna.