

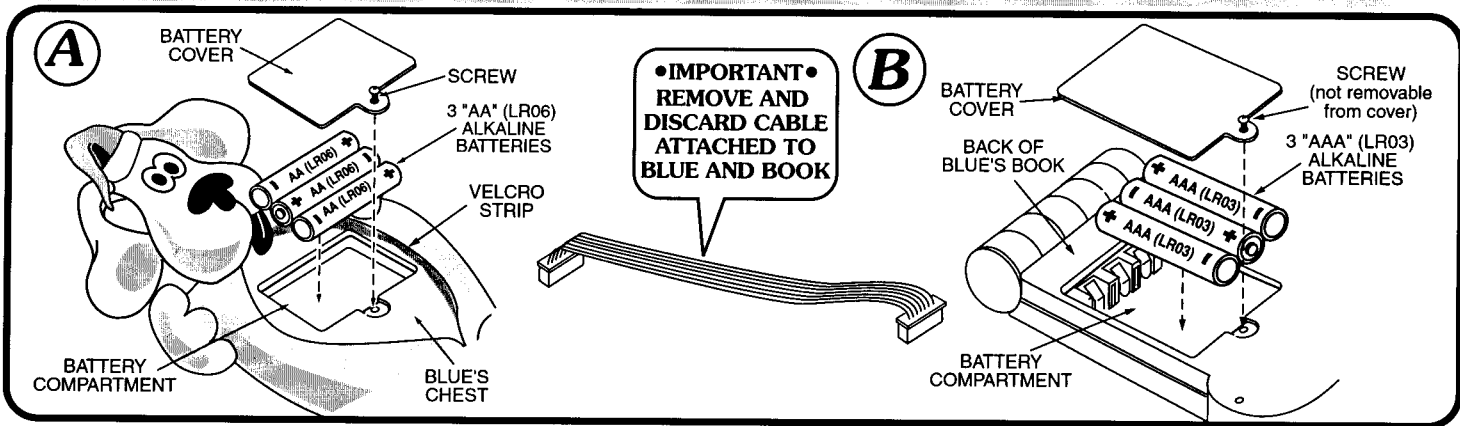


# Goodnight Blue™

## INSTRUCTION SHEET

Before using your toy, remove and discard the cable connecting Blue to the Book. This cable was provided for in-store try-me demonstration only.


### Battery Replacement Instructions



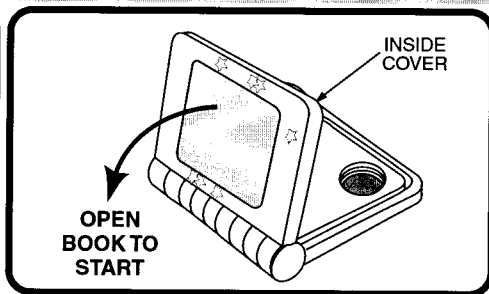
**•IMPORTANT•  
REMOVE AND  
DISCARD CABLE  
ATTACHED TO  
BLUE AND BOOK**

- First open Velcro strip on Blue's chest and remove cable. Detach cable from book. Discard cable as shown above.
  - When the batteries run down, open the Velcro strip on Blue's chest, unscrew the Battery cover using a Phillips screwdriver (not included).
  - Old batteries should be removed by an adult only. You can then insert 3 "AA" (LR06) alkaline batteries into the battery compartment carefully noting the direction of the (+) and (-) symbols as shown.
  - Replace the cover, tighten the screw and close the Velcro strip.
- Turn Blue's book upside down and unscrew the Battery Cover on the back of the book.
  - Insert 3 "AAA" (LR03) size alkaline type batteries into the battery compartment as shown, carefully noting the direction of the (+) and (-) symbols.
  - Replace the cover and tighten the screw.

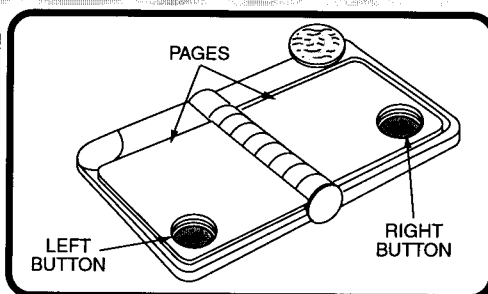
### How your toy works



**Squeeze Button on Blue's left paw**



**OPEN BOOK TO START**



**LEFT BUTTON**      **RIGHT BUTTON**

- To begin playing, first press button on Blue's front left Paw.**  
A bark will be heard from Blue to let you know Blue is ready to have the story book read to her.
- Next open book to inside cover.**  
"Magical dust" sound is heard from the book. Blue's eyes will open up all the way (If they are not already open)  
Blue's ears rise to the highest position and Blue will bark.
- Press the left button in book on page 1**  
A phrase from Steve will be heard from the book.
- Continue turning pages and pressing the buttons on the left and right side of the book.**  
Each time a page is turned, Blue's eyes and ears will lower. Each time a button is pressed on the book, a phrase will be heard (from the book).
- Continue until you press the button on the last page**  
Steve will say a goodnight phrase, and a lullaby will follow from the book. Blue will yawn, lower her eyes and ears all the way down and begin to snore.  
**Note: If the toy is not played with for approximately 1 minute, it will shut itself off (Blue and the book). To reset (start) the toy, press Blue's left paw and open the book as explained earlier.**

**Note: To play with Blue separately from book, continue to press and release her left paw. Blue's eyes and ears will lower and raise as she goes off to sleep or wakes up. Blue will also bark with each press of her paw.**

#### CAUTION:

- Non-rechargeable batteries are not to be recharged.
  - Rechargeable batteries are to be removed from the product before they are charged.
  - If removable rechargeable batteries are used, they are only to be charged under adult supervision.
  - Do not mix alkaline, standard (carbon-zinc), or rechargeable (nickel-cadmium) batteries.
  - Do not mix old batteries and new batteries.
  - Only batteries of the same or equivalent type as recommended are to be used.
  - Be sure to insert batteries with the correct polarities and always follow the toy and battery manufacturers' instructions.
  - Exhausted batteries are to be removed from the product.
  - The supply terminals are not to be short-circuited.
  - Dispose of batteries safely.
- Should this product cause local electrical interference we recommend moving it away from other equipment.

**NOTE:** The manufacturer is not responsible for any unauthorized modifications to this equipment. Such modifications could void the user's authority.

ENGLISH VERSION APRIL 1999

154 H9