



# Child Locator

Model Number: 71573



Requires a total of six, size "AAA" alkaline batteries (not included).

For proper setup and use, please read these instructions and keep them for future reference.

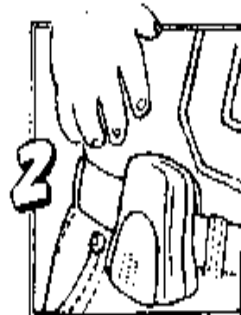
### IMPORTANT!

This product is not intended to replace parental supervision of child; it is intended to assist parents in supervising child.


## Setup



Press tabs on side of parent unit to detach child unit and automatically turn both units on. Continuous link indicator light will blink. Hint: There is no off button on Child Locator. Both units turn off when they are attached.



Attach child unit to child's clothing using child resistant clip. Check to be sure child unit is secure.


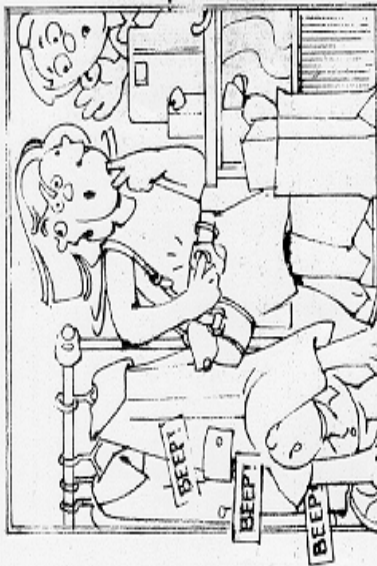


Attach parent unit to your clothing using convenient clip.

**Use**

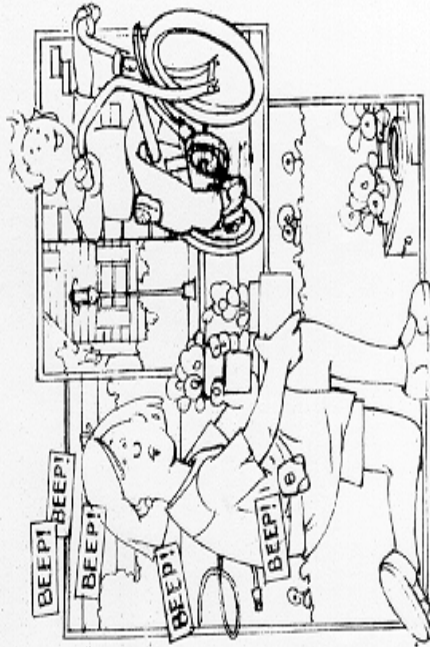
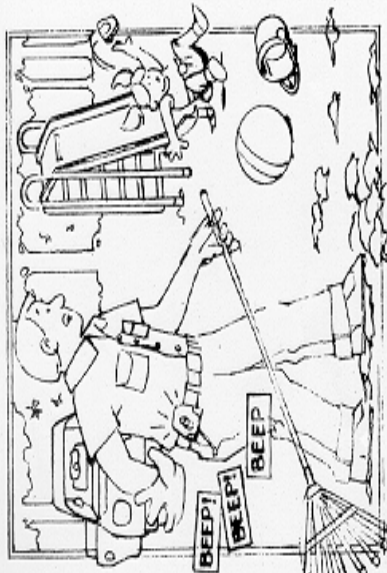
Press and hold button on parent unit to page child. Child unit immediately beeps and gradually gets louder until button on parent unit is not pressed.

If child unit comes off child, parent unit immediately beeps and gradually gets louder until child unit is properly attached using child resistant clip.



Press and hold button on parent unit to page child. Child unit immediately beeps and gradually gets louder until button on parent unit is not pressed.

If child unit (and child) is too far away, parent unit will beep. The parent unit will also beep in the unlikely event that there is interference from another Child Locator in the area.



## Battery Description

### Battery Installation

**IMPORTANT!** Continuous link indicator on parent unit will not blink if battery power is low. Be sure to replace all three, size "AAA" batteries in each unit.

- Locate battery compartment door on the parent and child units.
- Loosen the battery compartment doors with a Phillips screwdriver. Remove the battery compartment doors.
- Insert three, size "AAA" alkaline batteries into each unit, as indicated inside the battery compartments.
- Replace the battery compartment doors, and tighten the screws. Do not over-tighten.

### Battery Tips

- Do not mix old and new batteries.
- Do not mix different types of batteries: alkaline, standard (carbon-zinc) or rechargeable (nickel cadmium).
- Remove batteries during long periods of non-use. Always remove exhausted batteries from product. Battery leakage and corrosion can damage product.
- Never short circuit battery terminals.
- Non-rechargeable batteries are not to be recharged.
- Only batteries of same or equivalent type as recommended in Battery Installation Instructions are to be used.
- If removable rechargeable batteries are used, they are only to be charged under adult supervision.
- Rechargeable batteries are to be removed from product before they are charged.
- If you use a battery charger, it should be examined regularly for damage to cord, plug, enclosure and other parts. Do not use a damaged battery charger until it has been properly repaired.

### Consumer Information

Occasionally a consumer may experience a problem with one of our products. If this should happen, please call us, toll-free, rather than return this product to the store. Usually we can solve the problem on the telephone or by sending you replacement parts. Please call Fisher-Price® Consumer Affairs, toll-free at **1-800-432-KIDS**, 8 AM - 6 PM EST Monday through Friday. Hearing-impaired consumers using TTY/TDD equipment, please call 1-800-382-7470. Or, write to: Fisher-Price® Consumer Affairs, 636 Girard Avenue, East Aurora, New York 14052.

### Care

The outer surface of Child Locator can be cleaned with a cloth lightly dampened with a mild cleaning solution.

Never immerse Child Locator.

### FCC Note (United States Only)

Child Locator  
Model Number: 71573  
This device complies with Part 15 of the FCC Rules. Operation is subject to the following two conditions: (1) This device may not cause harmful interference and (2) this device must accept any interference received, including interference that may cause undesired operation.

Child Locator  
Consumer Affairs Department  
636 Girard Avenue  
East Aurora, New York 14052

Any modification of the transmitter or receiver will violate FCC compliance and can void the user's authority to operate the equipment.

Fisher-Price, Inc., a subsidiary of Mattel, Inc., East Aurora, New York 14052, U.S.A.  
©1998 Mattel, Inc. All Rights Reserved.  
® and ™ designate U.S. trademarks of Mattel, Inc.

### One (1) Year Limited Warranty

Fisher-Price, Inc., 636 Girard Avenue, East Aurora, New York 14052 warrants that the Child Locator is free from all defects in material and workmanship when used under normal conditions for a period of one (1) year from the date of purchase.

Should the product fail to perform properly, we will repair or replace it at our option, free of charge. Purchaser is responsible for shipping the product to Consumer Affairs at the address indicated above and for all associated freight and insurance cost. Mattel, Inc. will bear the cost of shipping the repaired or replaced item to you. This warranty is void if the owner repairs or modifies the product. This warranty excludes any liability other than that expressly stated above including but not limited to any incidental or consequential damages.

**SOME STATES DO NOT ALLOW THE EXCLUSION OR LIMITATION OF INCIDENTAL OR CONSEQUENTIAL DAMAGES, SO THE ABOVE LIMITATION OR EXCLUSION MAY NOT APPLY TO YOU.**

**THIS WARRANTY GIVES YOU SPECIFIC LEGAL RIGHTS, AND YOU MAY ALSO HAVE OTHER RIGHTS WHICH MAY VARY FROM STATE TO STATE.**

If you have any questions about this product:

In Canada, call 1-800-367-7724, or write to: Mattel Canada Inc., 6155 Freemore Blvd., Mississauga, Ontario L5R 3V2.

In Great Britain, telephone 01628 500302.

In Australia, Mattel Australia Pty. Ltd., 658 Church Street, Locked Bag #670, Richmond, Victoria 3121 Australia. Consumer Advisory Service 1-800-800-342 (valid only in Australia).

