


**Fisher-Price**

**B2663  
B3166  
Instructions**



Please keep this instruction sheet for future reference, as it contains important information.

Requires three "C" (LR14) alkaline batteries (not included).

Adult assembly is required.

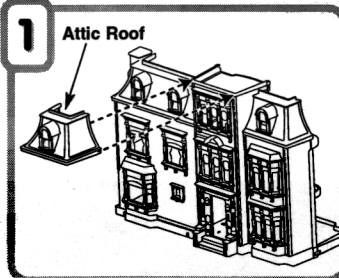
Tool needed for battery installation: Phillips screwdriver (not included).




[www.fisher-price.com](http://www.fisher-price.com)

**Sweet Sounds™ Dollhouse**

**Assembly**



- Slide the attic roof onto the top of the dollhouse until it "snaps" in place.




- Insert the peg at the top of the door into the hole at the top of the doorframe. Bend the door slightly and insert the bottom peg into the hole in the bottom of the doorframe.

**Consumer Information**

**Questions? We'd like to hear from you!**  
Call Fisher-Price® Consumer Relations, toll-free at 1-800-432-5437, 8 AM - 6 PM EST Monday through Friday. Hearing-impaired consumers using TTY/TDD equipment, please call 1-800-382-7470. Or, write to: Fisher-Price® Consumer Relations, 636 Girard Avenue, East Aurora, New York 14052.

**For countries outside the United States:**  
**CANADA** Questions? 1-800-567-7724. Mattel Canada Inc., 6155 Freemont Blvd., Mississauga, Ontario L5R 3W2.  
**GREAT BRITAIN** Mattel UK Ltd, Vanwall Business Park, Maidenhead SL6 4UB. Helpline: 01628 500302.  
**AUSTRALIA** Mattel Australia Pty. Ltd., 658 Church Street, Locked Bag #870, Richmond, Victoria 3121 Australia. Consumer Advisory Service 1300 135 312.  
**NEW ZEALAND** 16-18 William Pickering Drive, Albany 1331, Auckland.  
**ASIA** Mattel East Asia Ltd, Room 1106, South Tower, World Finance Centre, Harbour City, Tsimshatsui, HK, China.

**Label Decoration**



- Make sure the areas where the labels will be applied are clean and dry. Wash your hands before applying the labels.
- Apply the labels as shown in the illustrations.
- The label sheet also contains several extra labels you can place where ever you like.
- Apply the top corners of a label first and smooth downward to remove air bubbles.
- For best results, avoid repositioning a label once it has been applied.

