

Care

- Wipe the toy with a clean cloth dampened with a mild soap and water solution.
- Do not immerse the toy.

Consumer Information

Questions? We'd like to hear from you!

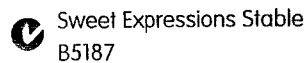
Call Fisher-Price® Consumer Relations, toll-free at **1-800-432-5437**, 8 AM - 6 PM EST Monday through Friday. Hearing-impaired consumers using TTY/TDD equipment, please call 1-800-382-7470. Or, write to: Fisher-Price® Consumer Relations, 636 Girard Avenue, East Aurora, New York 14052.

FCC Note (United States Only)

Note: This equipment has been tested and found to comply with the limits for a Class B digital device, pursuant to Part 15 of the FCC Rules. These limits are designed to provide reasonable protection against harmful interference in a residential installation. This equipment generates, uses and can radiate radio frequency energy and, if not installed and used in accordance with the instructions, may cause harmful interference to radio communications. However, there is no guarantee that interference will not occur in a particular installation. If this equipment does cause harmful interference to radio or television reception, which can be determined by turning the equipment off and on, the user is encouraged to try to correct the interference by one or more of the following measures:

- Reorient or relocate the receiving antenna.
- Increase the separation between the equipment and receiver.
- Consult the dealer or an experienced radio/TV technician for help.

Note: Changes or modifications not expressly approved by the manufacturer responsible for compliance could void the user's authority to operate the equipment.



This device complies with Part 15 of the FCC Rules. Operation is subject to the following two conditions: (1) This device may not cause harmful interference and (2) this device must accept any interference received, including interference that may cause undesired operation.

Consumer Relations Department
636 Girard Avenue
East Aurora, New York 14052

For countries outside the United States:

CANADA Questions? 1-800-567-7724. Mattel Canada Inc., 6155 Freemont Blvd., Mississauga, Ontario L5R 3W2.

GREAT BRITAIN Mattel UK Ltd, Vanwall Business Park, Maidenhead SL6 4UB. Helpline: 01628 500302.

AUSTRALIA Mattel Australia Pty. Ltd., 658 Church Street, Locked Bag #870, Richmond, Victoria 3121 Australia.
Consumer Advisory Service 1300 135 312.


NEW ZEALAND 16-18 William Pickering Drive, Albany 1331, Auckland.

ASIA Mattel East Asia Ltd, Room 1106, South Tower, World Finance Centre, Harbour City, Tsimshatsui, HK, China.

Fisher-Price, Inc., a subsidiary of Mattel, Inc. East Aurora, New York 14052, U.S.A.
©2003 Mattel, Inc. All Rights Reserved. © and ™ designate U.S. trademarks of Mattel, Inc.
Printed in China

B5187pr-0920

B5187
Instructions



Please keep this instruction sheet for future reference,
as it contains important information.

Requires four "AA" batteries (included).

Adult assembly is required for battery replacement.

Tool required for battery replacement:
Phillips screwdriver (not included).

Fisher-Price

www.fisher-price.com


Before Use

⚠ CAUTION

Please keep small parts such as the plastic tabs out of children's reach. Throw the plastic tab away.

Note: A plastic tab was attached to the toy for in-store demonstration purposes. While the tab may have already been removed, check the back of the toy to be sure. If the plastic tab is still attached, pull and remove the tab from the toy. Throw the plastic tab away.


Friends Talk and Share





- Press the radio button to hear fun tunes.
- Place the little girl figure on the round rug and the pony on the horseshoe prints in the stable to hear the two talk. The pony and girl should be facing each other.
- After a figure finishes speaking, lift the figure from its spot, then place it back again to hear more phrases.


Note: The little girl figure contains a magnet. Do not use around items that are sensitive to or affected by magnetic fields.

Power/Volume Switch




- Locate the power/volume switch on the back of the stable. Slide the switch to either on with low volume , or on with high volume . You will hear a chime and the ready light will turn on.

Hint: If your child does not actively play with this toy for a few minutes, it turns off automatically (sleep mode) and the ready light turns off. Press the "radio" button to restart.

- When your child is finished playing with this toy, slide the power/volume switch to the off position .

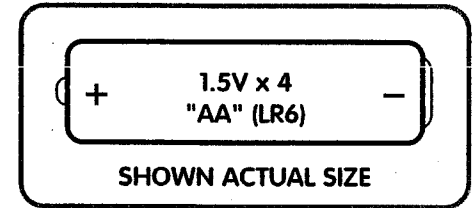
Battery Replacement



Bottom View

For best results, we recommend replacing the batteries that came with this toy with four, new "AA" (LR6) alkaline batteries.

- Locate the battery compartment on the bottom of the toy.
 - Loosen the screws in the battery compartment door with a Phillips screwdriver. Remove the battery compartment door. Throw the exhausted batteries away.
 - Insert four "AA" (LR6) alkaline batteries.
- Hint:** We recommend using **alkaline** batteries for longer battery life.
- Replace the battery compartment door and tighten the screws with a Phillips screwdriver. Do not over-tighten.
 - When sounds or lights from this toy become faint or stop, it's time for an adult to change the batteries!



Battery Safety Information

Batteries may leak fluids that can cause a chemical burn injury or ruin your toy. To avoid battery leakage:

- Do not mix old and new batteries or batteries of different types: alkaline, standard (carbon-zinc) or rechargeable (nickel-cadmium).
- Insert batteries as indicated on the battery compartment door.
- Remove batteries during long periods of non-use. Always remove exhausted batteries from the toy. Dispose of batteries safely. Do not dispose of batteries in a fire. The batteries may explode or leak.
- Never short-circuit the battery terminals.
- Use only batteries of the same or equivalent type, as recommended.
- Do not charge non-rechargeable batteries.
- Remove rechargeable batteries from the toy before charging.
- If removable, rechargeable batteries are used, they are only to be charged under adult supervision.