


Keep this **USER'S MANUAL** and **SET-UP DISC** for future reference as they contain important information.

TABLE OF CONTENTS

| | |
|--|------------|
| 1. BATTERY INSTALLATION | 2 |
| 2. 3-POSITION MEMORY SWITCH | 3 |
| 3. SETTING UP THE CONTROLLER | |
| • WHAT YOU'LL NEED TO SET UP THE CONTROLLER | 4 |
| • METHOD 1 - PROGRAMMING THE UNIT USING THE REMOTE LEARNING METHOD | 4 |
| • METHOD 2 - PROGRAMMING THE UNIT USING THE MANUFACTURER CODES | 6 |
| • METHOD 3 - PROGRAMMING THE UNIT USING MANUAL SEARCH | 7 |
| 4. TESTING THE CONTROLLER | 8 |
| 5. HOW TO PLAY | 9 |
| 6. BUTTON FUNCTIONS | 10 |
| 7. MANUFACTURERS CODES | 11 |
| 8. CONSUMER INFORMATION | back cover |

BATTERY INSTALLATION



- The battery compartment is located on the back of the unit.
- Unscrew and lift the cover away from the battery compartment.
- Insert 3 “AA” batteries as shown.
- For longest life and best performance use only alkaline batteries.
- Replace the battery compartment cover.

BATTERY SAFETY INFORMATION

In exceptional circumstances batteries may leak fluids that can cause a chemical burn injury or ruin your toy (product). To avoid battery leakage;


- Non-rechargeable batteries are not to be recharged.
- Rechargeable batteries are to be removed from the product before being charged (if designed to be removable).
- Rechargeable batteries are only to be charged under adult supervision (if designed to be removable).
- Do not mix alkaline, standard (carbon-zinc), or rechargeable (nickel-cadmium) batteries.
- Do not mix old and new batteries.
- Only batteries of the same or equivalent type as recommended are to be used.
- Batteries are to be inserted with the correct polarity.
- Exhausted batteries are to be removed from the product.
- The supply terminals are not to be short-circuited.
- Dispose of battery(ies) safely.
- Do not dispose of this product in a fire. The batteries inside may explode or leak.

NOTE:

- *If your DVD player does not respond properly to the controller, you may have to replace the batteries.*
- *After replacing the batteries, you do **NOT** have to re-program the codes into your controller - the codes you programmed will be automatically saved.*

3-POSITION MEMORY SWITCH

Your Read With Me controller can be set-up to be played with 3 different DVD players. There is a 3-position memory switch and a blank label located on the back of the unit to indicate which DVD player you want to program.




Before programming the unit slide the switch to position 1, 2, or 3. Don't forget to mark the label for easy reference. Remember - you must perform the following steps for each DVD player you wish to use with the controller.

Now you are ready to program the controller.

There are 3 methods that can be used to set-up the controller for each DVD player.

Begin with method 1.



SETTING UP THE CONTROLLER

BEFORE YOU BEGIN: Make sure you have removed the TRY ME pull-tab from the back of the Read With Me controller.

WHAT YOU'LL NEED TO SET UP THE CONTROLLER

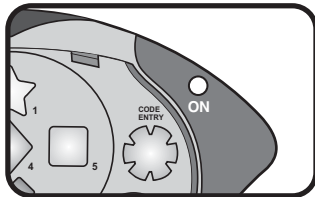
To set up the Read With Me controller to work with your DVD Player, you will need the following:

- A DVD player
- The Read With Me controller
- Your DVD Player's remote control
- A small Phillips screwdriver
- The Read With Me SET-UP DISC.

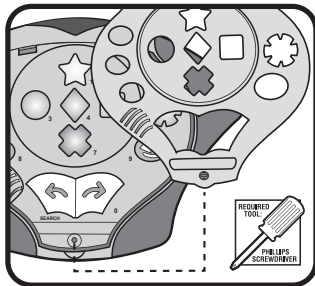


METHOD 1 - PROGRAMMING THE UNIT USING THE REMOTE LEARNING METHOD

This method is the same method of programming that was described on your SET-UP DISC and on the QUICK SET-UP INSTRUCTIONS.



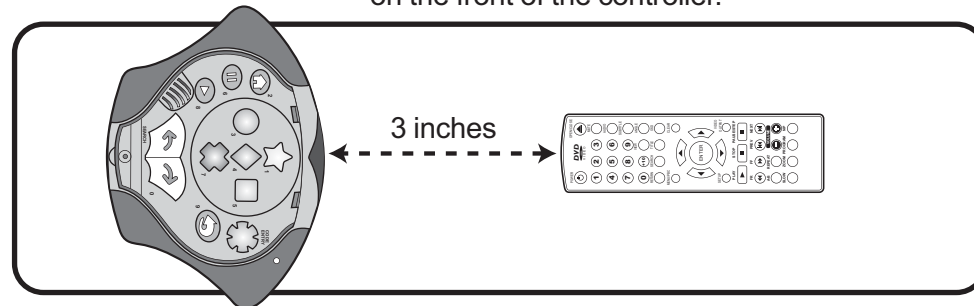
1. Make sure your DVD player is turned off while programming your Read With Me controller.
2. Press the "ON" button found on the front of your Read With Me controller.



3. Remove the cover of your Read With Me controller using a Phillips screwdriver.

4. Place the Read With Me controller on a flat surface facing your DVD Player's remote.

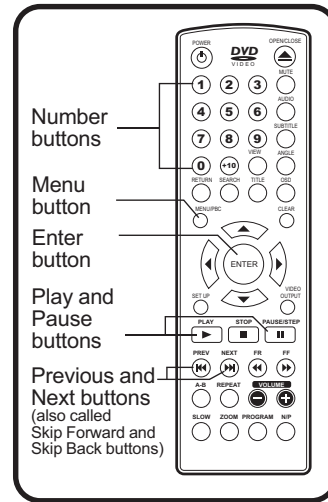
Your controller and your DVD player's remote should always be pointed directly at each other on a flat surface approximately 3 inches apart. Always be sure your hand is not covering the red window on the front of the controller.



5. Follow the step-by-step audio instructions from the Read With Me controller, pressing the buttons on your DVD player's remote when prompted by the voice from the controller. It is necessary that you wait until the audio prompt from the controller is finished and the green light becomes lit before you begin pressing the appropriate button on your DVD player's remote.

When pressing the buttons on your DVD player's remote, make sure you press each button firmly, and hold until the green light goes off on the controller.

If you hit the wrong button on your DVD player's remote during the SET-UP procedure, simply begin the SET-UP procedure again by placing the cover back on the controller briefly and taking it off again. This resets the controller back to the beginning of programming mode. Try the REMOTE LEARNING METHOD again starting from step 3.




NOTE:

- *During the SET-UP procedure, if no buttons are pressed for a period of time, the Read With Me controller will automatically shut-off to preserve battery life and you will have to begin the SET-UP procedure again. Replace the cover, press the "ON" button on the controller, and then remove the cover. This will re-start the SET-UP procedure.*
- *The Previous and Next buttons, also called Skip Forward and Skip Back buttons, are the double arrow buttons pointing to a line.*
- *DVD remote controls can vary. On some remotes, both the PLAY and PAUSE functions are dedicated to one button. If your DVD player's remote uses the same button for both PLAY and PAUSE, simply press this same button at both prompts during the SET-UP procedure.*
- *If your DVD player's remote control does not have all of these buttons, refer to the two alternate methods for programming your Read With Me controller.*

6. Once you've entered all the buttons as instructed, screw the cover back on your controller and test that the controller is programmed properly by proceeding to the TESTING YOUR CONTROLLER section of this manual.


METHOD 2 - PROGRAMMING THE UNIT USING THE MANUFACTURER CODES



1. Press the “ON” button found on the front of your Read With Me controller.
2. Remove the cover of your Read With Me controller using a Phillips screwdriver.
3. When you hear the controller begin the audio prompt, press and hold the Asterisk “*” button for 2 seconds.
The controller will switch to Manual Programming Mode. The following audio prompt will play: “You are now in Manual Programming Mode.”
4. Look up the manufacturer’s code for your DVD player in the back of this USER’S MANUAL. If there are multiple codes for a particular manufacturer, start with the first code.
5. Enter the first code number using the numbers indicated next to each button.
6. After the 4th digit is pressed, the Green LED light will display a long blink.
7. Screw the cover back on your controller and test that the controller is programmed properly by proceeding to the TESTING YOUR CONTROLLER section of this manual.
8. If all the shapes and buttons do **NOT** light up on your TV screen properly during the TEST, begin the SET-UP procedure again from STEP 1 of this method using the next code number listed for your manufacturer.
9. If you have tried all the codes for your manufacturer and the unit still does not function with the DVD player, try programming the unit using the next method.

METHOD 3 - PROGRAMMING THE UNIT USING MANUAL SEARCH

1. Turn off the power to your DVD player.
 2. Press the "ON" button found on the front of your Read With Me controller.
 3. Remove the cover of your Read With Me controller using a Phillips screwdriver.
 4. When you hear the controller begin the audio prompt, press and hold the asterisk ("*") button for 2 seconds. When you hear the controller say "You are now in Manual Programming Mode", point the controller directly at the DVD player and begin pressing the Page Back button. The green LED will blink a short blink each time the Page Back button is pressed. As you press the Page Back button, your controller will search through all its codes to find a proper code for your DVD player.
 5. Continue pressing the Page Back button SLOWLY until the power to your DVD player turns ON. When the power goes on, the controller has found a code that should work. Stop pressing the Page Back button and replace the cover.
- NOTE: THIS STEP MAY TAKE SEVERAL MINUTES - PLEASE BE PATIENT.**
6. Test that the controller is properly programmed by proceeding to the TESTING YOUR CONTROLLER section of this manual.
 7. If all the shapes and buttons do NOT light up on your TV screen properly during the TEST, begin the MANUAL SEARCH procedure again from STEP 1.
 8. If you have tried all the DVD codes, the Green LED button will stop blinking. To start over, replace the cover and then take it off again. This resets the controller back to the beginning of programming mode. Try the MANUAL SEARCH method again starting from STEP 3.



IMPORTANT

If you continue to experience trouble programming your Read With Me controller, DO NOT RETURN THE PRODUCT TO THE STORE. We're just a phone call away. Call our consumer affairs hotline toll free at 1-888-892-6123 or visit us online at www.fisher-price.com/us/readwithme

TESTING YOUR CONTROLLER



1. Turn your DVD player back on and insert the SET-UP DISC.
2. Select "Test your controller" from the main menu.
3. Follow the "Test your controller" instructions to make sure your Read With Me controller has been set up correctly.
4. If all the shapes and buttons light up on your TV screen properly during the TEST, then your controller is now set up for this DVD player. Insert any Read With Me DVD to start playing.
5. If all the shapes and buttons do NOT light up on your TV screen properly during the TEST, refer to one of the other two methods for setting up your Read With Me controller.

NOTE:

- *During the TEST procedure, if no buttons are pressed for a period of time, the Read With Me controller will automatically shut-off to preserve battery life. To resume the TEST procedure, press the "ON" button on the controller.*
- *During the TEST procedure and when you are playing Read With Me DVD, your controller should always be pointed directly at your DVD player.*
- *During the TEST procedure and when you are playing Read with Me DVD, make sure there are no objects between your controller and your DVD player.*
- *During the TEST procedure, always make sure you press each letter or arrow button on your controller one at a time, and then wait a moment for the corresponding letter or arrow button to light up on your TV screen.*

HOW TO PLAY

Insert any Read With ME DVD into your DVD player. Press the "ON" button found on the front of your Read With Me controller. From the main menu, choose one of the following 5 options using your Read With Me controller.

1. READ & PLAY

- Read the animated story and play in the book pages.

2. STORY GAMES

- Fun games that reinforce learning

3. READ TO ME

- The entire story is read to the child without interruption.

4. MY TURN TO READ

- Encourages the child to read the story on their own and at their own pace, without any narration.

5. PARENT GUIDE

- Ideas and information for grown-ups.

NOTE:

- *During PLAY, if no buttons are pressed for a period of time, the Read With Me controller will automatically shut-off to preserve battery life. To resume PLAY, press the "ON" button on the controller.*

BUTTON FUNCTIONS

ON

Turns your Read With Me controller on.

PLAY

Begins the story.

PAUSE

Pauses the story.

MENU

Returns the reader to the main menu screen.

PAGE FORWARD

Advances the reader to the beginning of the next page.

PAGE BACK

Returns the reader to the previous page.

REPEAT

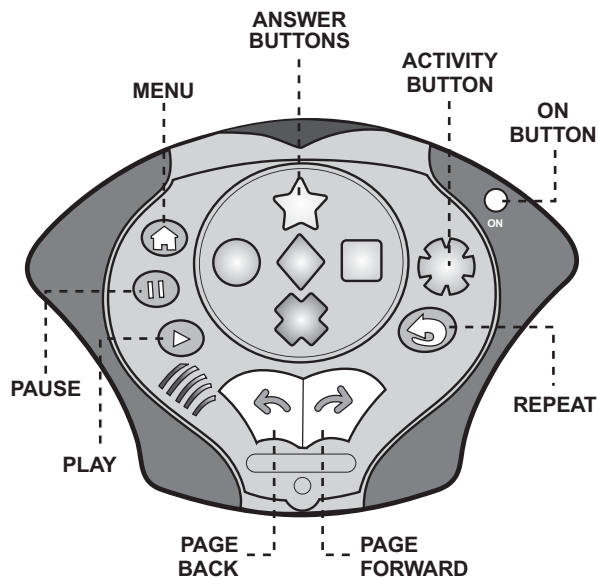
Replays the current page, game interaction, or question.

ACTIVITY BUTTON

Begins the next game interaction or question.

ANSWER BUTTONS

Inputs the answers to the questions during play.



| MANUFACTURER | MODEL | CODE |
|--------------------|------------|--|
| 3DLab | ALL MODELS | 0463 |
| Acoustic Solutions | ALL MODELS | 1113 |
| Advent | dvd8200 | 1173 |
| Advent | ALL MODELS | 1053,'1173,1179 |
| AEG | ALL MODELS | 1114,1069,1134 |
| Afreey | ALL MODELS | 1130 |
| Aim | ALL MODELS | 1029 |
| Aiwa | portable | 0465 |
| Aiwa | XDDV370 | 0465 |
| Aiwa | XDDW1 | 0465 |
| Aiwa | ALL MODELS | 0465,0456, 1022,1063,1064,0921 |
| Aiwa | AVD57 | 0921 |
| Aiwa | XDAX1 | 1022 |
| Akai | DVPS760 | 0884 |
| Akai | DVM9500 | 1136 |
| Akai | ALL MODELS | 1152,0884,0878,1139, 1051,1124,1114,1136, '1174 |
| Akai | DVDP5851 | 1174 |
| Akira | ALL MODELS | 1129,1029 |
| Alba | | 0456,1129,0460,1132, 1124,1045,1044 |
| Albatros | ALL MODELS | 1111,1110,1067 |
| Alco | ALL MODELS | 0878* |
| Allegero | ABV341 | 1136 |
| Allergo | ALL MODELS | 1081,0475*, 1136 |
| Alpine | ALL MODELS | 1098 |
| Amitech | ALL MODELS | 1069,1134, 1056 |
| Amoisonic | ALL MODELS | 1152 |
| Amstrand | ALL MODELS | 1124 |
| AMW | T352 | 1140 |
| AMW | ALL MODELS | 1140,1141 |
| Anaba | ALL MODELS | 1143 |
| Anam | ALL MODELS | 0894,0201 |
| Anim | ALL MODELS | 0201 |
| Apex | AD1225 | 1006 |
| Apex | ADV3800 | 1006 |
| Apex | GT2015DV | 1009 |
| Apex | GT2715DV | 1009 |
| Apex | HA7000 | 1031 |
| Apex | MD100 | 1059 |
| Apex | PD450 | 1060 |
| Apex | PD650 | 1060 |
| Apex | AD1100W | 1067 |
| Apex | AD1201 | 1067 |
| Apex | PD100 | 1075 |
| Apex | AD1010W | 0437 |
| Apex | AD1110W | 0437 |
| Apex | AD1200 | 0437 |
| Apex | AD1500 | 0437 |
| Apex | AD1600 | 0437 |
| Apex | AD1700M | 0437 |
| Apex | AD500 | 0437 |
| Apex | ADR1000 | 0437 |
| Apex | AD1000 | 0437 |
| Apex | AD3201 | 0437 |
| Apex | AD500 | 0437 |
| Apex | AD5131 | 0437 |
| Apex | AD660 | 0455 |
| Apex | AD700 | 0455 |
| Apex | ALL MODELS | 0455,1132,0460,0437, 0921,0461,0485,1067, 1068,1069,1070*,1073*,1156,1157,1158,1030, 1031, 1010,1009,1006,1089, 1059 |
| Apex | AD2100 | 0460 |
| Apex | AD2600 | 1006 |
| Apex | HT150 | 1006 |
| Apex | AD2500 | 1030 |

| MANUFACTURER | MODEL | CODE |
|-------------------|------------|---|
| Apex | AD2100 | 1030 |
| Apex | AD2500 | 1030 |
| Apex | PD10 | 1075 |
| Apex | PD50 | 1075 |
| Apex | portable | 1075,1059,1060 |
| Apex | AD800A | 1132 |
| Apex | DRX9000 | 1156 |
| Apex | AD800 | 1157 |
| Apex | GT2025DV | 1158 |
| Apex | AT2014DV | 1159 |
| Arena | ALL MODELS | 1139 |
| Aria | ALL MODELS | 1145 |
| Arianet | ALL MODELS | 1145 |
| Ariston Acoustics | ALL MODELS | 1035,1034 |
| Aspire Digital | AD1100 | 1171 |
| Aspire Digital | ALL MODELS | 1171 |
| A-Trend | ALL MODELS | 1130 |
| Audiosonic | ALL MODELS | 1152 |
| Audiovox | DVD1210 | 1042 |
| Audiovox | D2010 | 1115 |
| Audiovox | D1800 | 0437 |
| Audiovox | ALL MODELS | 0878,0437, 1115 |
| Audiovox | ME20 | 1042 |
| Audiovox | PE702 | 1042 |
| Audiovox | VBP4000 | 1042 |
| Audiovox | D1501 | 1062 |
| Audiovox | VBP5000 | 1062 |
| Audiovox | VOD806 | 1062 |
| Audiovox | portable | 1062,1042,1046,0437,1132 |
| Audiovox | D1530 | 1132 |
| Audiovox | D1730 | 1132 |
| Audiovox | D1830 | 1132 |
| Audiovox | PE701 | 1132 |
| Auvio | ALL MODELS | 1036,1037 |
| AWA | ALL MODELS | 1113 |
| Baier | ALL MODELS | 0986 |
| Black Dimand | ALL MODELS | 1124 |
| Blaupunkt | ALL MODELS | 1132,0460,0658* |
| Blue Parade | ALL MODELS | 0453 |
| Blue Sky | ALL MODELS | 0457,0437,0456,1129, 1024,1037 |
| Boman | ALL MODELS | 0881 |
| Bose | Bose321 | 0489 |
| Bose | ALL MODELS | 0489 |
| Brain Wave | ALL MODELS | 1069,1134 |
| Brandt | ALL MODELS | 1120,0457 |
| Brooksonic | ALL MODELS | 0925*,0456 |
| Bush | ALL MODELS | 1152,0456,1129,0460,1132,1029, 1045,1124,1123 |
| California Audio | ALL MODELS | 0445 |
| Cambridge | SoundWorks | 1143 |
| Cambridge | ALL MODELS | 1143, 1046,1121 |
| Cary | ALL MODELS | 0459 |
| CAT | ALL MODELS | 1129,0448, 1055,1054,1053 |
| Celestial | ALL MODELS | 1006, 0437 |
| Centrex | ALL MODELS | 0437, 1030 |
| Centrios | EDW8020 | 1167 |
| Centrios | ALL MODELS | 1167 |
| Centrum | ALL MODELS | 0448, 1124 |
| CGE | ALL MODELS | 1044 |
| cineULTRA | ALL MODELS | 1129 |
| CineVision | ALL MODELS | 1081, 1024 |
| Classic | PV7000 | 1047 |
| Classic | portable | 1047,1141 |
| Classic | ALL MODELS | 1113 |
| Claton | ALL MODELS | 1124 |

| MANUFACTURER | MODEL | CODE |
|--------------------|------------|---|
| Clatronic | ALL MODELS | 1114 |
| Coby | DVD707 | 1021 |
| Coby | DVD7500 | 1115 |
| Coby | portable | 1021,1115 |
| Coby | ALL MODELS | 1029, 1113,1115 |
| Concept | ALL MODELS | 0460,0877 |
| Conia | ALL MODELS | 1152,0437, 1139, 1109 |
| Continental Edison | ALL MODELS | 1141 |
| Crown | ALL MODELS | 1152,1069,1134,0457 |
| C-Tech | ALL MODELS | 0484 |
| Cybercom | ALL MODELS | 1005 |
| Cyberhome | CHDVD500 | 1172 |
| Cyberhome | CHDVD300 | 1130 |
| CyberHome | ALL MODELS | 1130, 1172 |
| Cytron | ALL MODELS | 0884, 0457 |
| Daewoo | DVG4000S | 1061 |
| Daewoo | DV6T834B | 1106 |
| Daewoo | DVG5200S | 1154 |
| Daewoo | DVG9000N | 1061 |
| Daewoo | DVG3000D | 1069 |
| Daewoo | ALL MODELS | 1130,1141,0884,1106*,1129,1130,1069,1134, 1029, 1061,1154 |
| Dalton | ALL MODELS | 1055 |
| Dansai | ALL MODELS | 1069,1134,0881 |
| Dantax | ALL MODELS | 1045 |
| Dargon | ALL MODELS | 1005 |
| Dawoo | portable | 1061 |
| Daytek | ALL MODELS | 1141 |
| Dayton | ALL MODELS | 1141 |
| DEC | ALL MODELS | 1129,1029 |
| Decca | ALL MODELS | 1069,1134 |
| Denon | portable | 0886 |
| Denon | DVD1500KE3 | 0886 |
| Denon | DVD1000 | 0886 |
| Denon | DVD2800 | 0886 |
| Denon | | 0886 |
| Denon | ALL MODELS | 0886,0477,0472,0478,0439,0869,0481,0482,0444, 0884,0452 |
| Denver | ALL MODELS | 1129,1029, 1114 |
| Denzel | ALL MODELS | 1141 |
| Desay | DS501 | 1163 |
| Desay | ALL MODELS | 1102, '1163 |
| Diamond | ALL MODELS | 1029,0457,0484, 1045,1046 |
| Digihome | ALL MODELS | 1124 |
| digiRED | ALL MODELS | 1132,0460 |
| Digital I | ALL MODELS | 1145 |
| Digitor | ALL MODELS | 1069 |
| Digitrex | ALL MODELS | 1067,0437 |
| DIK | ALL MODELS | 1005 |
| Dinamic | ALL MODELS | 1114 |
| Disney | DVD2000C | 0487 |
| Disney | ALL MODELS | 0487 |
| DiViDo | ALL MODELS | 0884 |
| DK | ALL MODELS | 1005 |
| DMTECH | ALL MODELS | 0881,0878 |
| Dual | ALL MODELS | 0457,1141,0881,0878, 1124,1113 |
| Duraband | ALL MODELS | 0448 |
| DVD2000 | ALL MODELS | 0470, 1033 |
| DVX | ALL MODELS | 1041 |
| E-Boda | ALL MODELS | 1045 |
| Eclips | ALL MODELS | 1045 |
| Electrohome | ALL MODELS | 1069,1134 |
| Elin | ALL MODELS | 1069,1134 |
| Ellion | ALL MODELS | 1056 |

| MANUFACTURER | MODEL | CODE |
|------------------|------------|---|
| Elta | ALL MODELS | 1152,1069,1134,0878, 1114 |
| Emerson | | 0487 |
| Emerson | Ewd7002 | 0487 |
| Emerson | EWD2004 | 0487 |
| Emerson | EWD2204 | 0487 |
| Emerson | DVD2000 | 1136 |
| Emerson | ALL MODELS | 1151,1136,0884,0487*, 1097, '1168 |
| Encore | ALL MODELS | 1130 |
| Enterprise | ALL MODELS | 1136,1097 |
| Enzer | ALL MODELS | 1141,0438 |
| esa | DP3220 | 1004 |
| esa | E4000 | 1106 |
| esa | ALL MODELS | 1004,1106 |
| Escent | dvdm100 | 0451 |
| Escent | ALL MODELS | 0451 |
| Fahrenheit | portable | 1038 |
| Fahrenheit | ALL MODELS | 1144, 1038 |
| Ferguson | ALL MODELS | 0457 |
| Finlux | ALL MODELS | 1136,1069,1134,0881 |
| Firstline | ALL MODELS | 1136,0484, 0457 |
| Fisher | DVDS1100 | 0436 |
| Fisher | DVDS1500 | 0436 |
| Fisher | DVDS2000 | 0436 |
| Fisher | DVDS1000 | 0436 |
| Fisher | ALL MODELS | 1137,0445,1154,0436 |
| Funai | ALL MODELS | 1074,0456 |
| Funi | ALL MODELS | 1019 |
| GE | GE1401p | 0450 |
| GE | ALL MODELS | 0450,0460,1132,0441, 1108 |
| GE | | 0460/1132 |
| Genica | ALL MODELS | 1102 |
| Giec | GX3500 | 1178 |
| Giec | ALL MODELS | 1178 |
| Global Solutions | ALL MODELS | 0484 |
| Global Sphere | ALL MODELS | 0484 |
| Goldstar | ALL MODELS | 1136,0475 |
| Goodmans | ALL MODELS | 1152,0881,0878, 1030,0457,1045 |
| GoVideo | portable | 1008,0460,1113 |
| GoVideo | ALL MODELS | 1128,0881,1107,0446,0466, 460,1076,1106 |
| Go-Video | DP7030 | 1008 |
| Go-Video | DV2150 | 1106 |
| Go-Video | DVR4300 | 1107 |
| Go-Video | DVR5000 | 107 |
| Go-Video | GVP5850 | 0460/1131 |
| GPX | DV1010 | 1005 |
| GPX | portable | 1005 |
| GPX | ALL MODELS | 1129, 1005 |
| Gradiente | ALL MODELS | 0457 |
| Graetz | ALL MODELS | 1141 |
| Greenhill | ALL MODELS | 1132,0878,0460 |
| Grundig | ALL MODELS | 0457,0436,0456,0438,0884,0878, 1045,0463,1124,1112 |
| Grunkel | ALL MODELS | 1069,1134 |
| H&B | ALL MODELS | 1124 |
| Haaz | ALL MODELS | 0484 |
| Hanseatic | ALL MODELS | 1136 |
| Harmon Kardon | DVD 25 | 1088 |
| Harmon Kardon | DVD5RC | 0468 |
| Harmon Kardon | DVD22 | 0468 |
| Harmon Kardon | ALL MODELS | 0468, 1028,1025,1088 |
| HDT | ALL MODELS | 0884 |
| He | ALL MODELS | 1113 |
| HenB | ALL MODELS | 1124 |
| Himage | ALL MODELS | 1041,1040 |

| MANUFACTURER | MODEL | CODE |
|------------------|------------|--|
| Himax | ALL MODELS | 1037 |
| Hitachi | DVP505 | 0447 |
| Hitachi | DVP315 | 0447 |
| Hitachi | DVP533u | 0447 |
| Hitachi | DVP743u | 0447 |
| Hitachi | ALL MODELS | 1141,0447,0464, 1072 |
| Hitech | D2108 | 0437 |
| Hitech | D2004 | 0437 |
| Hitech | ALL MODELS | 0437 |
| Hiteker | ALL MODELS | 0437, 1031 |
| HMC | ALL MODELS | 1114 |
| Home Electronics | ALL MODELS | 1113 |
| Hypson | ALL MODELS | 1035 |
| Hyundai | ALL MODELS | 0881, 1058,1057,1056 |
| i2dvd | ALL MODELS | 1122 |
| Ingelen | ALL MODELS | 1114 |
| initial | portable | 0460,1132 |
| Initial | RC1700 | 1132 |
| Initial | CDS160 | 1132 |
| Initial | ALL MODELS | 0460 |
| Integra | ALL MODELS | 0488 |
| IRT | ALL MODELS | 0881 |
| ISP | ALL MODELS | 0456 |
| Jaton | ALL MODELS | 1141 |
| JBL | ALL MODELS | 0468,0022*, 1028 |
| Jeken | ALL MODELS | 1129,1029 |
| Jensen | ALL MODELS | 1053 |
| Jindian | ALL MODELS | 0484 |
| JMB | ALL MODELS | 0456 |
| JNL | ALL MODELS | 1103 |
| JVC | HRXVC1U | 1150 |
| JVC | HRXVC25U | 1150 |
| JVC | HRXVC27 | 1150 |
| JVC | MXJ70 | 0485 |
| JVC | XV421BK | 0485 |
| JVC | XV521BK | 0485 |
| JVC | XVM555BK | 0485 |
| JVC | XVM567GD | 0485 |
| JVC | XVN30BK | 0485 |
| JVC | XVN33SL | 0485 |
| JVC | XVN3SL | 0485 |
| JVC | XVN50BK | 0485 |
| JVC | XVN55SL | 0485 |
| JVC | XVS300BK | 0485 |
| JVC | XVS302SL | 0485 |
| JVC | XVS402SL | 0485 |
| JVC | XVS500BK | 0485 |
| JVC | XVS502SL | 0485 |
| JVC | XVS550SL | 0485 |
| JVC | XVS62SL | 0485 |
| JVC | XVS65SL | 0485 |
| JVC | XVSA70BK | 0485 |
| JVC | XVS30BK | 0485 |
| JVC | XVS40BK | 0485 |
| JVC | XVS45BK | 0485 |
| JVC | XVS200 | 0485 |
| JVC | XVSA602SL | 0485 |
| JVC | XVN310 | 0485 |
| JVC | XVNP10SL | 0485 |
| JVC | HRXVC25U | 1144 |
| JVC | ALL MODELS | 1144,0461,0485,0451,1133,1150, 0463, '1185 |
| JVC | HRXVC26U | 1185 |
| Jwin | ALL MODELS | 1138 |
| Karcher | ALL MODELS | 0881 |

| MANUFACTURER | MODEL | CODE |
|--------------|-------------|--|
| Kawasaki | SVP500 | 0878 |
| Kawasaki | ALL MODELS | 0878 |
| Kendo | ALL MODELS | 1129 |
| Kenwood | DV5700 | 1180 |
| Kenwood | ALL MODELS | 0452,0480, 0482,1122, '1180 |
| Kenwood | DVF3080 | 1122 |
| Kiiri | ALL MODELS | 1069,1134 |
| King DHome | ALL MODELS | 0484 |
| Kiss | ALL MODELS | 1141 |
| KLH | ALL MODELS | 1132,0448,0878*,0460, 1013 |
| Konka | ALL MODELS | 1099,1116,1117 |
| Koss | DVP2161 | 1176 |
| Koss | KD270 | 0457 |
| Koss | KD210 | 0457 |
| Koss | KS4110 | 0457 |
| Koss | KS4127 | 0457 |
| KOSS | ALL MODELS | 0457*, 1003, '1176 |
| Koss | portable | 1003 |
| Koss | KD305A | 1003 |
| Koss | DVD3116 | 1003 |
| Krell | ALL MODELS | 1095 |
| Kyocera | ALL MODELS | 0869,0481,0482,0439 |
| Lasonic | DVD8092 | 0484 |
| Lasonic | ALL MODELS | 0484 |
| Lawson | ALL MODELS | 0884,0484 |
| Lecson | ALL MODELS | 1121 |
| Legacy | portable | 1039 |
| Legacy | LDVD35 | 1039 |
| Lenco | ALL MODELS | 1129,1069,1134,1029, 0457 |
| Lenoxx | ALL MODELS | 1152,0448 |
| Lexia | ALL MODELS | 1129 |
| Lexicon | ALL MODELS | 1093,1094 |
| Lg | ALL MODELS | 1081*,1136,1097,0475 |
| Lifetec | ALL MODELS | 0457 |
| Light On | DVDRHD04 | 1175 |
| Light On | LWV5101 | 1181 |
| Light On | ALL MODELS | 1175,1181 |
| Limit | ALL MODELS | 0484 |
| Loewe | ALL MODELS | 0463 |
| LogicLab | ALL MODELS | 0484 |
| Logix | ALL MODELS | 0884,0881 |
| Lumatron | ALL MODELS | 0884 |
| Luxman | ALL MODELS | 0464 |
| Luxor | ALL MODELS | 1030 |
| LXI | ALL MODELS | 0553* |
| Magnavox | 27MDTR20/17 | 1074 |
| Magnavox | MDV422 | 1086 |
| Magnavox | 27MDTR10S | 1153 |
| Magnavox | DVD611 | 0463 |
| Magnavox | MDV530 | 1023 |
| Magnavox | ALL MODELS | 1153,1074,0477,0472,0478,0870,0463,0451, 0487,0435,1023,1086,1145 |
| Magnavox | PLDVD01 | 0463, 1023 |
| Magnavox | MDV410SL | 1023 |
| Magnex | ALL MODELS | 1045 |
| Manhattan | ALL MODELS | 0884 |
| Marantz | ALL MODELS | 0463, 1080,1087 |
| Marantz | portable | 1086,1087 |
| Mark | ALL MODELS | 1124,1049,0451 |
| Matsui | ALL MODELS | 0456, 0457 |
| MBO | ALL MODELS | 1152,1113 |
| MDS | ALL MODELS | 1129,1029 |
| Mediencom | ALL MODELS | 1101 |
| Medion | ALL MODELS | 0881, 1005,0457 |

| MANUFACTURER | MODEL | CODE |
|--------------|------------|-------------------------------|
| Memorex | MVD2027 | 1005 |
| Memorex | MVD2256 | 0456 |
| Memorex | ALL MODELS | 0456,0487, 1005,1124 |
| Memorex | DVD2000 | 0487 |
| Meridian | ALL MODELS | 1092 |
| Metz | ALL MODELS | 0453 |
| Mico | ALL MODELS | 1045,1046 |
| Micromaxx | ALL MODELS | 0456 |
| Micromedia | ALL MODELS | 0451, 0463 |
| Micromega | ALL MODELS | 0463 |
| Microsoft | ALL MODELS | 0450 |
| Microstar | ALL MODELS | 1005 |
| Minato | ALL MODELS | 0986 |
| Minax | ALL MODELS | 1124 |
| Minoka | ALL MODELS | 1069,1134 |
| Mintek | RC-320H | 0460,1132 |
| MinTek | ALL MODELS | 1132,0460,0469 |
| Mitsubishi | DD4020 | 0470 |
| Mitsubishi | DD4030 | 0470 |
| Mitsubishi | DD6030 | 0470 |
| Mitsubishi | DD6040 | 0470 |
| Mitsubishi | ALL MODELS | 0477,0472,0478,0470, 1124 |
| Monyka | ALL MODELS | 1141 |
| MP | ALL MODELS | 1037 |
| MPX | ALL MODELS | 1037 |
| Mustek | portable | 1113 |
| Mustek | ALL MODELS | 1113 |
| Mx Onda | ALL MODELS | 1045,1046,0457 |
| Myryad | ALL MODELS | 0466, 1091 |
| NAD | ALL MODELS | 1135,1136,0477,0472,0478,0894 |
| Naiko | ALL MODELS | 1069,1134 |
| Nakamichi | ALL MODELS | 1090 |
| NEC | ALL MODELS | 1135,1136,0894 |
| Nesa | ALL MODELS | 1132,0460 |
| Neufunk | ALL MODELS | 1141 |
| NextBase | ALL MODELS | 1058 |
| NexxTech | DP3222 | 1162 |
| NexxTech | EDP3110 | 1162 |
| Nexxtech | ALL MODELS | 1162 |
| Nickelodeon | SB325 | 1005 |
| Nickelodeon | ALL MODELS | 1005 |
| Nintaus | ALL MODELS | 1142 |
| Norcent | ALL MODELS | 1131,0448, 1141,1047, '1161 |
| Norcent | DP312 | 1161 |
| Norcent | DP315 | 1161 |
| Nordmende | ALL MODELS | 1005 |
| Noriko | ALL MODELS | 0986 |
| Okano | ALL MODELS | 0986 |
| Omni | ALL MODELS | 1130,1129,1029, 1152 |
| Onix | ALL MODELS | 1051 |
| Onkyo | ALL MODELS | 0488,0032*,0451,0553, 1002 |
| Optimus | ALL MODELS | 0453,0474, 0458 |
| Optiview | ALL MODELS | 1143 |
| Orion | ALL MODELS | 0456, 1124 |
| Oritron | DVD100 | 0457 |
| Oritron | DVD3116 | 0457 |
| Oritron | DVD4119 | 0457 |
| Oritron | ALL MODELS | 1067,0457 |
| Pacific | ALL MODELS | 0484,0878, 1005,1124 |
| Palladium | ALL MODELS | 0456 |
| Palsonic | ALL MODELS | 1152,1139,0437, 1123 |
| Panasonic | PV-DM2791 | 1083 |
| Panasonic | PVD4742 | 1084 |
| Panasonic | PVD47545 | 1177 |

| MANUFACTURER | MODEL | CODE |
|--------------|------------|---|
| Panasonic | SCHT720 | 0434 |
| Panasonic | PVD4743 | 0439 |
| Panasonic | ALL MODELS | 0439,0869,0481,0482,0445,1096,0479,1020,0486, 0477,0472,0478,0434,0886,0452,0488, 1011,1083, 1084,1085, '1177 |
| Panasonic | DMRE85Hs | 0452 |
| Panasonic | DMRE30 | 0452 |
| Panasonic | DMRE50 | 0452 |
| Panasonic | DVDLV55 | 0452 |
| Panasonic | DVDLV60 | 0452 |
| Panasonic | DVDRV20 | 0452 |
| Panasonic | DVDRV30 | 0452 |
| Panasonic | DVDRV31K | 0452 |
| Panasonic | DVDRV65 | 0452 |
| Panasonic | DVDS25 | 0452 |
| Panasonic | PVD4752 | 0452 |
| Panasonic | DMRE505 | 0452 |
| Panasonic | DMRE85HS | 0452 |
| Panasonic | DVD547 | 0452 |
| Panasonic | DVDF875 | 0452 |
| Panasonic | DVDF86K | 0452 |
| Panasonic | | 0452,0482 |
| Panasonic | DVDCV52P | 0456 |
| Panasonic | DVDS27 | 0481 |
| Panasonic | DVDRP56 | 0482 |
| Panasonic | CXdv700u | 0486 |
| Panasonic | DVDF84 | 0869 |
| Panasonic | DVDRV32K | 0869 |
| Panasonic | DVDS35 | 0869 |
| Panasonic | DVDLS5 | 0869 |
| Panasonic | portable | 1043,0452 |
| Panda | ALL MODELS | 0881 |
| Philco | ALL MODELS | 1114,1152,1045,1044 |
| Philips | DVD750VR | 1023 |
| Philips | DVDR985 | 1027 |
| Philips | DVD740VR | 1166 |
| Philips | DVD724AT | 0463 |
| Philips | ALL MODELS | 0463,0870,0451,0435,1074,1027,1023,1105,1080, 1086,1087,1082, '1166,1165 |
| Philips | DVP620VR | 1165 |
| Philips | DVP642 | 1166 |
| Philips* | DVD712 | 0463 |
| Philips* | DVD726 | 0463 |
| Philips* | DVD711/171 | 1086, 1087, 1023 |
| Phonotrend | ALL MODELS | 1129 |
| Pile | PLDVD82 | 1048 |
| Pile | PLDVD140 | 1048 |
| Pile | ALL MODELS | 1048 |
| Pioneer | DVR310S | 1182 |
| Pioneer | portable | 0453 |
| Pioneer | V434 | 0453 |
| Pioneer | DV414 | 0453 |
| Pioneer | DV440 | 0453 |
| Pioneer | DV578AS | 0453 |
| Pioneer | DV275S | 0453 |
| Pioneer | DV270S | 0453 |
| Pioneer | DV-45A | 0453 |
| Pioneer | DVC302D | 0453 |
| Pioneer | ALL MODELS | 0477,0472,0478,0453,0458,0869,1146,1014,0021*, 1078,1079,1077,0481, '1182 |
| Pointer | ALL MODELS | 1069,1134 |
| Polaroid | PDV0700 | 1141 |
| Polaroid | portable | 1141 |
| Polaroid | ALL MODELS | 1141, 1115 |

| MANUFACTURER | MODEL | CODE |
|--------------|------------|--|
| Polkaudio | ALL MODELS | 0463 |
| Popular_Mech | ALL MODELS | 0471 |
| Prima | ALL MODELS | 1053 |
| Proline | ALL MODELS | 0437,0878, 0457 |
| Proscan | ALL MODELS | 0450,0441 |
| Prosonic | ALL MODELS | 1129 |
| Provision | ALL MODELS | 1129 |
| Pyle | portable | 1038,1048 |
| Quasar | ALL MODELS | 0445, 1039 |
| Qwestar | portable | 1039,1048 |
| Radionette | ALL MODELS | 1136 |
| Raite | ALL MODELS | 1141 |
| RCA | DRC105N | 0450 |
| RCA | DRC350N | 0450 |
| RCA | RC5220 | 0450 |
| RCA | RC5240P | 0450 |
| RCA | RC5231Z | 0450 |
| RCA | RT-DVD-1 | 0450 |
| RCA | ALL MODELS | 0450,0477,0472,0478,0878*,0894,0201*,0440, 0441, 1012,1007,0457,0453,1132 |
| RCA | DRC108N | 0457 |
| RCA | portable | 0460,1132,0450 |
| RCA* | DRC220N | 0450 |
| RCA* | DRC6100N | 0450, 0441 |
| Realistic | ALL MODELS | 0474 |
| REC | ALL MODELS | 0452, 0482,1123 |
| Red Star | ALL MODELS | 1134,1069, 1114 |
| Reoc | ALL MODELS | 0986,0484 |
| Revoy | ALL MODELS | 1129 |
| Rex | ALL MODELS | 1051 |
| Rilo | DVDR04 | 1175 |
| Rilo | ALL MODELS | 1175 |
| Rio Audio | ALL MODELS | 1136 |
| Roadstar | ALL MODELS | 1129, 1124,1152 |
| Ronin | ALL MODELS | 1141 |
| Rotel | ALL MODELS | 1133,0485 |
| Rowa | ALL MODELS | 0490, 1030 |
| Saba | ALL MODELS | 0457 |
| Sabaki | ALL MODELS | 0484 |
| Salora | ALL MODELS | 1136 |
| Sampo | portable | 0986 |
| Sampo | ALL MODELS | 1148, 1130,0986,1029 |
| Samsung | | 1107 |
| Samsung | DVDV3500 | 1107 |
| Samsung | DVDHD841 | 1126 |
| Samsung | portable | 0464 |
| Samsung | DVDM301 | 0464 |
| Samsung | DVDP231 | 0464 |
| Samsung | DVDP421 | 0464 |
| Samsung | DVDS221 | 0464 |
| Samsung | DVDS321 | 0464 |
| Samsung | DVDC631p | 0464 |
| Samsung | DVDp241 | 0464 |
| Samsung | ALL MODELS | 1016, 1129,1126,0464,0447,0452,1107,0466, 0446*, 1076,1072,1160 |
| Samsung | DVDV1000 | 1107 |
| Samsung | DVDV2000 | 1107 |
| Samsung | DVDVR4600 | 1107 |
| Samsung | DVDP241 | 1126 |
| Samsung | DVD511 | 1130 |
| Samsung | HTDB600 | 1160 |
| Samsung | DVDV2500 | 1107 |
| Sansui | VRDVD4000 | 0456 |
| Sansui | CDVD2500 | 0456 |

| MANUFACTURER | MODEL | CODE |
|-----------------|------------|-------------------------------------|
| Sansui | ALL MODELS | 0456,0484,1069,1134, 1045,1046 |
| Sanyo | RBDMW770 | 1137 |
| Sanyo | DWM1000 | 1137 |
| Sanyo | DVD5010 | 0436 |
| Sanyo | DVD1100 | 0436 |
| Sanyo | DVD9201 | 0436 |
| Sanyo | DVD9501 | 0436 |
| Sanyo | DVD1500 | 0436 |
| Sanyo | DVD6000 | 0436 |
| Sanyo | DVD6040 | 0436 |
| Sanyo | DVD6070 | 0436 |
| Sanyo | DMW360 | 0436 |
| Sanyo | DVD7000 | 0436 |
| Sanyo | RB470MT | 0436 |
| Sanyo | DMW380 | 0436 |
| Sanyo | DMW1000 | 1137 |
| Sanyo | ALL MODELS | 1154,0436,0827,0456,0878, 1137,0476 |
| Scan | ALL MODELS | 1152,0884, 1056 |
| ScanMagic | ALL MODELS | 1113 |
| Schaub Lorenz | ALL MODELS | 1069,1134, 1114 |
| Schneider | ALL MODELS | 0884,0881,0878, 1005,1114,0457 |
| Schwaiger | ALL MODELS | 0986 |
| Scientific Labs | ALL MODELS | 0484 |
| Scott | ALL MODELS | 1144,0437, 0457 |
| SEG | ALL MODELS | 1141,0484, 1124 |
| Shanghai | ALL MODELS | 0437 |
| Sharp | portable | 0491 |
| Sharp | DVS1U | 0491 |
| Sharp | DVL70 | 0491 |
| Sharp | DVL78 | 0491 |
| Sharp | DV600U | 0491 |
| Sharp | DVSR3U | 0491 |
| Sharp | ALL MODELS | 0491,0986,0456,0480, 1017 |
| Sharp | DV740U | 0986 |
| Sherwood | VD4500 | 1026 |
| Sherwood | ALL MODELS | 1132,1136,0460, 1026 |
| Shinco | DVD868 | 1132 |
| Shinco | ALL MODELS | 1132,0460 |
| Shinsonic | ALL MODELS | 0469,0460, 1015 |
| Shinsonic | portable | 1132 |
| Shinsonic | ODELS | 1005,1114 |
| Simaudio | ALL MODELS | 1087 |
| Singer | ALL MODELS | 1152,1045,1046 |
| Skymaster | ALL MODELS | 0484, 1113 |
| Slim Art | ALL MODELS | 1069,1134 |
| SM Electronic | ALL MODELS | 1152,0484, 1113 |
| Smart | ALL MODELS | 0884, 1124 |
| Sonic Blue | ALL MODELS | 1136 |
| Sony | DAVS300 | 1015 |
| Sony | SLVD100 | 1118 |
| Sony | S1V300P | 1118 |
| Sony | SLVD300P | 1118 |
| Sony | DVPC670D | 0469 |
| Sony | DVPF21 | 0469 |
| Sony | DVPNC600 | 0469 |
| Sony | DVPNS300 | 0469 |
| Sony | DVPNS325 | 0469 |
| Sony | DVP-NS315 | 0469 |
| Sony | DVPNS415 | 0469 |
| Sony | DVPNS425P | 0469 |
| Sony | DVPNS700 | 0469 |
| Sony | DVPNS715 | 0469 |
| Sony | DVP-NS725P | 0469 |
| Sony | DVP-S560D | 0469 |

| MANUFACTURER | MODEL | CODE |
|---------------|------------|---|
| Sony | DVPNs975V | 0469 |
| Sony | DVPNC615 | 0469 |
| Sony | DVPPQ1 | 0469 |
| Sony | DVPNS575P | 0496 |
| Sony | portable | 0827 |
| Sony | ALL MODELS | 1018,0469,1015,0464,0827,0024*,0443, 1118, '1169,1170 |
| Sony | RDRGX300 | 1169 |
| Sony | RDRGX300 | 1170 |
| Soundmaster | ALL MODELS | 0484 |
| Soundmax | ALL MODELS | 0484 |
| Soundwave | ALL MODELS | 0881 |
| Standard | ALL MODELS | 0484, 0457 |
| Starmedia | ALL MODELS | 1145, 1058 |
| Sungale | ALL MODELS | 1139 |
| Sunwood | ALL MODELS | 1114 |
| Supervision | ALL MODELS | 0484, 1113 |
| SVA | ALL MODELS | 0437 |
| Sylvania | 6520FDE | 1074 |
| Sylvania | DVC860D | 0487 |
| Sylvania | DVL100 | 0487 |
| Sylvania | DVL700E | 0487 |
| Sylvania | ALL MODELS | 0487*,1074*,1107,0446, 1168 |
| Sylvania | portable | 1074,0487 |
| Symphonic | ALL MODELS | 1074,0487*, 1168 |
| Symphonic | WF20D4 | 1168 |
| Synn | ALL MODELS | 0484 |
| Tag McLaren | ALL MODELS | 1091 |
| Tandberg | ALL MODELS | 1124 |
| Tandy | ALL MODELS | 0658* |
| Tatung | ALL MODELS | 1069,1134, 0466 |
| Teac | ALL MODELS | 1132,1136,0438,0871,0872,0882,0453,0894, 1135,0460,0484,0878 |
| Technics | ALL MODELS | 1096,1151,0445,0479,1020,0452,1136,0434, 0488, 1011 |
| Technika | ALL MODELS | 1069,1134, 0482 |
| Techwood | ALL MODELS | 0894,1135, 1124 |
| Tensai | ALL MODELS | 1152,0457 |
| Tevion | ALL MODELS | 0484, 0457 |
| Thakral | ALL MODELS | 0438 |
| Theta Digital | ALL MODELS | 0870,0453,0435 |
| Thompson | ALL MODELS | 1120 |
| Tokai | ALL MODELS | 1130, 1141,1114 |
| Tokaïdo | ALL MODELS | 1130 |
| Tokiwa | ALL MODELS | 0884 |
| Toshiba | SD1200 | 0451 |
| Toshiba | SD1700 | 0451 |
| Toshiba | SD2150 | 0451 |
| Toshiba | SD2705 | 0451 |
| Toshiba | SD2800 | 0451 |
| Toshiba | SD2900 | 0451 |
| Toshiba | SD3750 | 0451 |
| Toshiba | SD3800 | 0451 |
| Toshiba | SD3900 | 0451 |
| Toshiba | SD3960 | 0451 |
| Toshiba | SD4700 | 0451 |
| Toshiba | SD4900 | 0451 |
| Toshiba | SDP2500 | 0451 |
| Toshiba | SDV280 | 0451 |
| Toshiba | SDV290 | 0451 |
| Toshiba | SDV291 | 0451 |
| Toshiba | SD1800 | 0451 |
| Toshiba | SDP1400 | 0451 |
| Toshiba | SDV392 | 0451 |

| MANUFACTURER | MODEL | CODE |
|------------------|------------|---|
| Toshiba | portable | 0451,0456 |
| Toshiba | ALL MODELS | 0463,0456,0925,0451*,0477,0472,0478,0892, 0452,0480, 1104,1071 |
| Trans-Continents | ALL MODELS | 1141 |
| Tredex | ALL MODELS | 0484, 1102 |
| TView | ALL MODELS | 1143 |
| Umax | ALL MODELS | 1152 |
| United | ALL MODELS | 1141,1113,0878 |
| Universum | ALL MODELS | 1136, 1124 |
| Urban Concepts | ALL MODELS | 0451 |
| US Logic | portable | 0460 |
| Uslogic | | 1132 |
| V inc | ALL MODELS | 1125 |
| Venture | ALL MODELS | 0878*, 1065,0491 |
| Venturer | portable | 0491 |
| Vieta | ALL MODELS | 0884 |
| Vocapro | DVG390K | 1164 |
| Vocapro | ALL MODELS | 1164 |
| Voxson | ALL MODELS | 1005,1113 |
| Walkvision | ALL MODELS | 1132,0460 |
| Welkin | ALL MODELS | 1005 |
| Wesder | ALL MODELS | 1129 |
| Wharfedale | ALL MODELS | 1130,0986, 1121,1045,1046 |
| Windy Sam | ALL MODELS | 0464 |
| XLogic | ALL MODELS | 1069,1134,1144,0484 |
| XMS | ALL MODELS | 1123,1114 |
| Xoro | ALL MODELS | 1052 |
| Xwave | ALL MODELS | 1119 |
| Yahoo | YDP305 | 1183 |
| Yahoo | YDP700 | 1184 |
| Yahoo | ALL MODELS | 1183,1184 |
| Yamada | ALL MODELS | 1030 |
| Yamaha | ALL MODELS | 0462,0471,0439,0869,0481,0482,0473,1027, 1023,1100,1066,1086,0452,0463 |
| Yamaha | DVD5550 | 0463 |
| Yamaha | DVS5750 | 0463 |
| Yamaha | DVDSL100 | 0463 |
| Yamakawa | ALL MODELS | 1141 |
| Yukai | ALL MODELS | 1113 |
| Zenith | XBV342 | 1081 |
| Zenith | ALL MODELS | 1081*,1136,1097,0475, 0451 |
| Zenith | XBV442 | 1097 |
| Zenith | XBV443 | 1097 |
| Zenith | portable | 1136 |
| Zenith | DVB312 | 1136 |

*combo model (DVD/VCR or DVD/TV or DVD/VCR/TV)

FCC NOTE (UNITED STATES ONLY)

Note: This equipment has been tested and found to comply with the limits for a Class B digital device, pursuant to part 15 of the FCC rules. These limits are designed to provide reasonable protection against harmful interference in a residential installation. This equipment generates, uses and can radiate radio frequency energy and, if not installed and used in accordance with the instructions, may cause harmful interference to radio communications. However, there is no guarantee that interference will not occur in a particular installation. If this equipment does cause harmful interference to radio or television reception, which can be determined by turning the equipment off and on, the user is encouraged to try to correct the interference by one or more of the following measures:

- Reorient or relocate the receiving antenna.
- Increase the separation between the equipment and receiver.
- Consult the dealer or an experienced radio/TV technician for help.

Note: Changes or modifications not expressly approved by the manufacturer responsible for compliance could void the user's authority to operate the equipment.

FISHER-PRICE and MATTEL shall not be liable for operational, technical, or editorial errors/omissions made in this manual.

The information in this manual may be subject to change without prior notice.

H4656-0920A-G3

Fisher-Price, Inc., a subsidiary of Mattel, Inc., East Aurora, NY 14052 U.S.A.

PRINTED IN CHINA. Manufactured for Fisher-Price.

©2005 Mattel, Inc. All Rights Reserved.

Fisher-Price and the Fisher-Price logo are U.S. trademarks of Mattel, Inc.

Packaging and address should be retained for future reference.

Mattel Canada Inc., Mississauga, Ontario L5R 3W2. You may call us free at 1-888-892-6123.

Mattel U.K. Ltd., Yanwall Business Park, Maidenhead SL6 4UB. Helpline 01628500303.

Mattel Australia Pty., Ltd., Richmond, Victoria, 3121. Consumer Advisory Service - 1300 135 312.

Mattel East Asia Ltd., Room 1106, South Tower, World Finance Centre, Harbour City, Tsimshatsui, HK, China.

Ditimport & Diedarkan Oleh: Mattel SEA Ptd Ltd. (993532-P) Lot 13.5, 13th Floor, Menara Lien Hoe,

Persiaran Tropicana Golf Country Resort, 47410 P.J. Tel:03-78803817. Fax:03-78803867.

Mattel, Inc., 333 Continental Blvd., El Segundo, CA 90245 U.S.A. Consumer Affairs 1 (800) 524-Toys.

Questions?
www.fisher-price.com/us/readwithme
In US and Canada
1-888-892-6123

Fisher-Price®


ITEM NO. H4656

back

Fisher-Price®

Read with Me
DVD!
STORY
COMPREHENSION
& VOCABULARY
SYSTEM

User's Manual



front