

! WARNING:

**EPILEPSY AND SEIZURES
READ BEFORE OPERATING
MOODBEAMS IN THE STROBE MODE**

A few people may experience epileptic seizures when viewing flashing lights or patterns in our daily environment. Individuals who have not had any seizures may nonetheless have an undetected epileptic condition.

Consult your physician before using this product if you have an epileptic condition or experience any of the following symptoms while using it: altered vision, eye or muscle twitching, other involuntary movements, loss of awareness of your surroundings, mental confusion and/or convulsions.

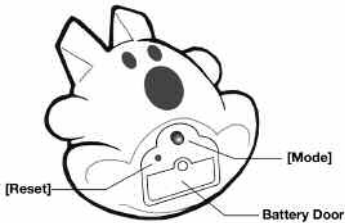
Mood Beams™



Model 76011,76029,76030,76031
For 1 user / Ages 4 and up
INSTRUCTION MANUAL

Rev.C

Mood Beams are cute collectible characters that show you how they feel with light! Choose the mood that's right for you and watch the colourful display your Mood Beam puts on just for you!



MODE: Cycle through the different modes to select which mode you'd like to see.

RESET: Insert a blunt point into the RESET BUTTON to reset your Mood Beam.


BATTERY INSTALLATION

This game is powered by 3 x AAA batteries.

- Using a screwdriver, loosen the screw until the battery compartment door can be removed.
- Insert 3 x AAA batteries as indicated inside the battery compartment.
- Replace the battery compartment door and tighten with a screwdriver. Do not over-tighten.

ADULT SUPERVISION IS RECOMMENDED WHEN INSTALLING BATTERIES.

MOOD BEAM MOODS:



Collect them all!

MOOD BEAM COLOURS

Although Mood Beams have a variety of different moods – with different moody colours for each – every Mood Beam has a PRIMARY colour depending on their personality:

Shy	Red
Surprised	Yellow
Curious	Purple
Silly	Green

GETTING STARTED – IMPORTANT!

When you first bring your Mood Beam home and want to play with him, you need to press [RESET] to settle him down. When your Mood Beam was in the store, he was in Demo Mode – just showing off so someone like you would take him home! – and he remains this way until you press [RESET]. Your Mood Beam will not stop showing off until this is done.

PLAYING WITH MOOD BEAMS

Your Mood Beam has a variety of different 'modes', which are all great fun to watch and each one is a different light display just for you! These modes are:

Heartbeat

Mood Beams will glow in their personal primary colour, but their heartbeat will beat occasionally in their secondary colour:

	PRIMARY	SECONDARY COLOUR
Shy	Red	Orange
Surprised	Yellow	Green
Curious	Purple	Red
Silly	Green	Blue

Rainbow

Scrolls smoothly between all moody colours - red, orange, yellow, green, blue, purple.

Strobe

Strobe light flashing effect – whoa man! (Please note the warning at the beginning of this manual!)

Colour Dance

A set pattern of light changes – that's how Mood Beams practice their dancing!

Colour Hold

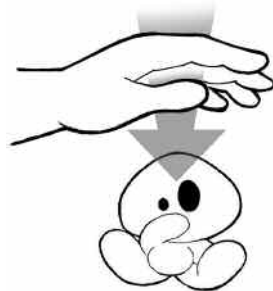
The Mood Beam will glow in his personal primary color.

To choose a Mood mode, you can do one of two things:

1. Either press the [MODE] button to cycle through each mode.

OR

2. Just press the top of your Mood Beam's head (like you are patting him) and this will activate the [MODE] function. This means you don't have to disturb him by picking him up each time to change his Mood Mode.



3. From the 'off' state (i.e. no light on your Mood Beam), pressing MODE or the top of his head will put him into Heartbeat Mode. The sequence of modes is as follows:

- Off
- Heartbeat
- Rainbow
- Strobe
- Colour Dance
- Colour Hold

4. During any of the modes, if no button is pressed for 10 minutes, your Mood Beam will go to sleep. Simply press MODE or the top of his head to wake him up!

BEAT SENSOR

Mood Beams love music! Each Mood Beam has a beat sensor so when he's placed near music, the Mood Beam flashes his primary color when he hears "beats".

To activate this mode, press and hold [MODE] or press on your Mood Beam's head for 2 seconds. Get down!

Your Mood Beam will continue to beat to music until the music stops and then after one minute, he will go to sleep.

If you press MODE or the top of your Mood Beams head at any time while your Mood Beam is in BEAT SENSOR mode, he will immediately switch off.

CAUTION

- As with all small batteries, the batteries used with this device should be kept away from small children who might still put things in their mouths. If a battery is swallowed, consult a physician immediately.
- Be sure you insert the battery correctly and always follow the device and battery manufacturer's instructions.
- Do not dispose of batteries in fire.
- Batteries might leak if improperly installed, or explode if recharged, disassembled or heated.
- Sometimes, a build-up of static electricity (from carpets, etc) may cause the game to stop working. Just reset the game, and it will work again.
- In an environment with radio frequency interference, the product may malfunction and require user to reset the product.

MAINTENANCE

- Handle this device carefully.
- Store this device away from dusty or dirty areas.
- Keep this device away from moisture or extreme temperature.
- Do not disassemble this device. If a problem occurs, press the Reset button, or remove and replace the batteries to reset the device, or try new batteries. If problems persist, consult the warranty information located at the end of this instruction manual.
- Use only the recommended battery type.
- Do not mix old and new batteries.
- Do not mix alkaline, standard (carbon-zinc) or rechargeable (nickel-cadmium) batteries.
- Do not use rechargeable batteries.
- Do not attempt to recharge non-rechargeable batteries.
- Remove any exhausted batteries from the device.
- Do not short-circuit the supply terminals.
- Insert batteries with the correct polarity.

Please retain this for future reference.

6-MONTH LIMITED WARRANTY FOR USA

(This product warranty is valid in the United States and Canada only)

Radica Games Limited warrants this product for a period of 6 months from the original purchase date under normal use against defective workmanship and materials (batteries excluded). This warranty does not cover damage resulting from accident, unreasonable use, negligence, improper service or other causes not arising out of defects in material or workmanship. Radica Games Limited will not be liable for any costs incurred due to loss of use of this product or other incidental or consequential costs, expenses or damages incurred by the purchaser. Some states do not allow the exclusion or limitation of incidental or consequential damages, so the above limitations may not apply to you. This warranty gives you specific legal rights and you may also have other legal rights, which vary from state to state.

During this 6-month warranty period, the game will either be repaired or replaced (at our option) without charge to the purchaser when returned prepaid with proof of date of purchase to: **Radica USA, Ltd., 13628-A Beta Road, Dallas, Texas 75244, USA.** Please remove the batteries and wrap the unit carefully before shipping. Please include a brief description of the problem along with your return address and mail it postage prepaid.

IMPORTANT: Before returning the unit for repair, test it with fresh alkaline batteries. Even new batteries may be defective or weak and low battery power is a frequent cause of unsatisfactory operation.

6 MONTH PRODUCT WARRANTY FOR UK

(This product warranty is valid in the United Kingdom only)

All products in the **RADICA®** range are fully guaranteed for a period of 6 months from the original purchase date under normal use, against defective workmanship and materials (batteries excluded). This warranty does not cover damage resulting from accident, unreasonable use, negligence, improper service or other causes not arising out of defects in material or workmanship.

In the unlikely event that you do experience a problem within the first 6 months, please telephone the Technical Support team: **Tel. 0871 222 8278. Calls are charged at 10p per minute and will show up on your standard telephone bill. Helpline hours are 2pm-11pm, Monday to Friday.**

IMPORTANT: Always test the product with fresh alkaline batteries. Even new batteries may be defective or weak and low battery power is a frequent cause of unsatisfactory operation.

THIS WARRANTY IS IN ADDITION TO YOUR STATUTORY RIGHTS.

Distributed in the USA by:

RADICA USA Ltd.
13628-A Beta Road
Dallas, TX 75244-4510

www.radicagames.com



Distributed in the UK by:

RADICA UK Ltd.
The Old Stables, Munns Farm,
Cole Green, Hertfordshire,
SG14 2NL, England

www.radicauk.com



RADICA®

MOOD BEAMS IS A TRADEMARK
OF RADICA GAMES LTD
©2005 RADICA GAMES LTD.
PRODUCT SHAPETM
ALL RIGHTS RESERVED