

## FK-760 User's Manual

### Introduction:

FK-760 radio wireless mini keyboard is one of the best computer input devices in the market today. It combines the convenience of radio frequency wireless and the trackball with two sets of mouse keys and scroll wheel.

As no cables connected to the keyboard, you can put it away to save space when you finish using it. FK-760 is ergonomically designed allowing for comfortable use on table or lap.

Please read carefully the information and instructions contained in this manual and you are sure to obtain a higher level of computing enjoyment.

### Specification:

#### Keyboard :

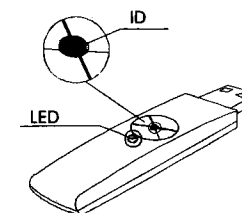
- 2.4GHz with 7 channels.
- Working Range: 10 meters.
- 4 AA batteries, approx. 3 months battery life (please only use alkali batteries)
- Compatible with Windows 95/ 98/ Me/ NT/ 2000 and Windows XP.
- Energy saving management.
- 10 million key switch life.
- Number of keys: 88/89 and 12 Internet/Multimedia Hot Keys

#### Trackball :

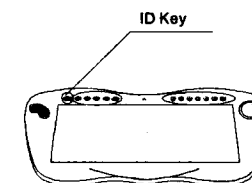
- Optical trackball
- 800 DPI
- 2 Mouse Buttons
- Scroll Wheel

### Installation:

1. Turn on the Computer.
2. Plug the RF Receiver of the keyboard into the USB ports of your computer
3. Open the battery cover under the keyboard and Place 4 AA batteries inside the battery compartment. Close the battery compartment cover.
4. Setting ID :
  - a. Press ID button on Dongle receiver. ( picture A ), the LED is on flash which mean ID is sourcing.
  - b. Press ID button on Keyboard. ( picture B ), the LED is off which mean setting is successful.

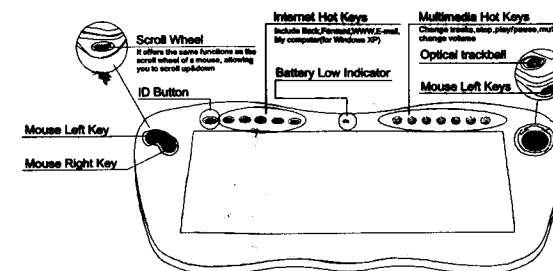


Picture A



Picture B

### KEYS DESCRIPTION :



**Notice:**

1. RF Signal LED on the receiver will flash when the keyboard is being used.
2. When Battery Low LED lights, it means the keyboard requires a change of batteries.

**Trouble Shooting**

If your keyboard can not work after installation, please check followings:

- a). Make sure you have connected the receiver correctly to the computer. The receiver has been properly plugged onto computer's USB ports.
- b). Make sure you have inserted four AA batteries into its compartment correctly.
- c). If without any interference, such as other computer peripherals, the working distance (the distance between keyboard and the receiver) is about 10 meters.
- d). If using more than two units and interfere occurred, please reset ID again.

**Notice :**

The changes or modifications not expressly approved by the party responsible for compliance could void the user's authority to operate the equipment.

**IMPORTANT NOTE**

To comply with the FCC RF exposure compliance requirements, no change to the antenna or the device is permitted. Any change to the antenna or the device could result in the

device exceeding the RF exposure requirements and void user's authority to operate the device.

**FCC INFORMATION**

The Federal Communication Commission Radio Frequency Interference Statement includes the following paragraph:

The equipment has been tested and found to comply with the limits for a Class B Digital Device, pursuant to part 15 of the FCC Rules. These limits are designed to provide reasonable protection against harmful interference in a residential installation. This equipment generates, uses and can radiate radio frequency energy and, if not installed and used in accordance with the instruction, may cause harmful interference to radio communication. However, there is no grantee that interference will not occur in a particular installation. If this equipment does cause harmful interference to radio or television reception, which can be determined by turning the equipment off and on, the user is encouraged to try to correct the interference by one or more of the following measures:

- Reorient or relocate the receiving antenna.
- Increase the separation between the equipment and receiver.
- Connect the equipment into an outlet on a circuit different from that to which the receiver is connected.

--Consult the dealer or an experienced radio/TV technician for help.

THIS DEVICE COMPLIES WITH PART 15 OF THE FCC RULES. OPERATIONS IS SUBJECT TO THE FOLLOWING TWO CONDITIONS: ( 1 ) THIS DEVICE MAY NOT CAUSE HARMFUL INTERFERENCE AND ( 2 ) THIS DEVICE MUST ACCEPT ANY INTERFERENCE RECEIVED, INCLUDING INTERFERENCE THAT MAY CAUSE UNDESIRABLE OPERATION