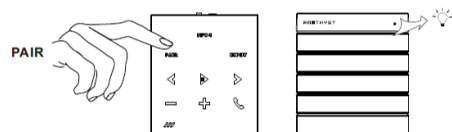
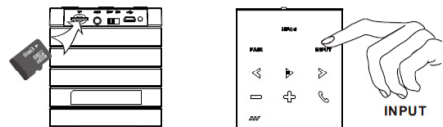


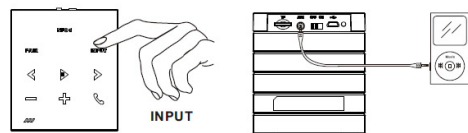
**6.Re-pairing:** To touch the PAIR button on the control panel for re-pairing, meanwhile the indicator will flash, and there is voice prompt“ Waiting for the pairing”, then you can pair the MD3 with your Mobile, the voice prompt【pairing completed】 after paired.



**7. TF card:** Insert the TF card when MD3 is on, the MD3 will play music from TF card automatically, or you can press input to select TF card, the front indicator will be orange, follow the step 4 to control the music playing.



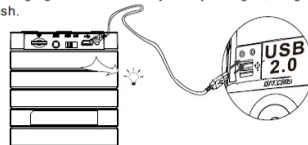
**8.AUX input play:** touch the INPUT button on the control panel till the indicator turn red and the unit will be connected to the AUX channel play. You can play music via 3.5mm from Mobile, Mp3, and PC.



**9.Built-in battery use:** when using the built-in battery to play music, the unit will manage the battery use automatically, when the power is low, the unit will decrease the volume to ensure the sound quality and longer play time, and voice prompt(the battery is low please recharge) once in 1 minutes, the front indicator will be red and flash, When battery cannot support normal used unit will be power off after red indicator flash for 5 times



**10.Charging:** please use the supplied USB cable to connect USB port on PC (USB 2.0 ↑ ) or adaptor (output 1A), the red indicator on the back of the unit will flash when charging. When the battery is fully-charged, the green indicator will stop flash.



#### \* NOTE

- 1.The Bluetooth device can't find the speaker, the speaker may still connect with last Blue tooth device or another device are searching and connecting with speaker at same time. Now you need to operate as Step 6 to re-connect it
2. If you hear intermittent sound or no sound from speaker after connection Please check if the distance from you and speakers are in communication range (8-10M without barrier)
- 3.Don't let Opposite close to speaker when you use speaker phone function to avoid Echo
- 4.Please use default music player with your blue tooth device system like, iPod, Samsung player, Windows media player. As lots of third party music player does not support smooth song change function, to avoid “pu” sound.

- 5.Not work with NFC: please make sure the mobile has NFC function and turn it on.
- 6.The phone case may influence the NFC function, please remove if you cannot connect NFC as well.
- 7.Please recharge on time when battery is low, for the device can work as well
- 8.Please recharge the batter in every three months if long times no use.
- 9.The speaker has high capacity batter inside please avoid the heat, wet, do not disassemble the battery or put in into water or fire.
- 10.If you have problem with NFC, please check:
  - 1)Make sure the mobile has NFC function,
  - 2)Make sure the NFC and Bluetooth is ON
  - 3)Make sure the NFC can activate the Bluetooth and audio in you mobile
  - 4)Make sure the mobile is unlocked
  - 5)Remove the phone case
  - 6)Use the right part of NFC on your mobile
  - 7)If the NFC found AMETHYST MD3 but can't connect, make sure MD3 is on and under Bluetooth mode
11. if you can not connect with speaker as well, please power it off for 3s then turn it on.
12. The USB port only used for supplying electrical voltage for operational power or recharging the internal batteries, not any data transfer between the PC

#### SPECIFICATIONS

Amplifier output power: 4WX1  
 Amplifier input sensitivity: <500mV  
 Distortion: <1%  
 Amplifier SNR: > 75dB  
 Frequency response:80Hz~20KHz  
 DC input: DC5V 0.5-1A  
 Battery: 3.7V 2200mAh  
 Battery time 6-10hours  
 Battery charging time: 4-6hours  
 Blue tooth range: 7-10M  
 Bluetooth version: 2.1+EDR Support A2DP



Manufacturer:Foshan LANCHIYA Digital Technology Co., Ltd China  
 Address : hongtu RD,Songxia Industry Park,Songgang Nanhai District,Foshan,  
 Guangdong Province,China  
 MADE IN CHINA

AMETHYST

MD3

USER MANUAL



Please read this guide carefully before use