

Spelling Ace[®]

With Thesaurus

User's Guide

Key Guide

Function Keys

- BACK** Erases a letter, or goes back a step.
- CLEAR** Clears to the *Ready for word* screen.
- CONF** Shows Confusables® (words that are similar or sound alike).
- ENTER** Enters a word or scrolls.
- GAMES** Shows the menu for word games.
- HELP** Shows help messages.
- LIST** Shows your Personal Word List.
- ENTER** Shows the next thesaurus entry. In a game, starts a new round.
- NEXT** At a thesaurus entry, shows the next entry, if any. In a game, starts a new round.
- ON/OFF** Turns the Spelling Ace on or off.
- ?** Types a question mark to stand for a letter in a word.
- *** Types an asterick to stand for a series of unknown letters; in a game reveals a hint.

Direction Keys

- ← → Scroll left or right.
- ↑ ↓ Scroll up or down. At the *Ready for word* screen, adjusts the screen contrast. Type an apostrophe or a period.

Getting Started

► To Install the Batteries



1. Turn the Spelling Ace over.
2. Slide off the battery cover in the direction of the arrow.
3. Place four AAA batteries inside the case as shown in the diagram.

► To View a Demonstration

Unless disabled, a demonstration automatically appears when you turn on this unit.

1. Press **ON/OFF**.
2. To stop the demonstration, press **CLEAR**.
3. To disable the demonstration, type ****d**, and then press **ENTER**.
4. To enable the demonstration, press **CLEAR**, type ****d**, and then press **ENTER**.

► To Adjust the Screen Contrast

1. Press **CLEAR**.
2. Use  or  to lighten or darken the screen.

Checking Spellings

1. Type a word or misspelling.

serkut_

2. Press ENTER.

circuit.

T

The flashing *T* to the right indicates that the word has at least one thesaurus entry.

3. Press \downarrow to view more corrections.
4. Press \uparrow to scroll up.
5. Press CLEAR when finished.

✓ Follow the Arrows

The flashing arrows at the right of the screen show which arrow keys you can press to scroll.

✓ Typing Punctuation Marks

At the *Ready for word* screen, you can type an apostrophe by pressing \uparrow or a period by pressing \downarrow . However, to type an apostrophe or period, you must first type another letter.

Using the Thesaurus

When you enter a correctly spelled word, the thesaurus entry for that word appears. Thesaurus entries contain brief definitions, and synonym lists.

Some thesaurus entries also include Classmates (words related by subject), idioms, and antonyms. And some words have more than one thesaurus entry.

1. Type a word (for example, *happy*).

To erase letters, use BACK.

2. Press ENTER.



happy (adjective)

This is the first thesaurus entry for happy.

3. Press ENTER again to automatically scroll through its definition.

To stop scrolling, press BACK. You can also press ⬅ or ➡ to scroll manually.

4. Press ⬇ repeatedly to view its synonyms or Classmates.

Using the Thesaurus

11 SYNONYMS †

blithe †

5. Continue pressing ↓ to view its idioms and antonyms, if any.

down †

6. Press NEXT to go to the next thesaurus entry for your entry word.

Entry 2 of 3

7. Use ↓ to view its synonyms, etc.
8. Press CLEAR when done.

✓ Help is Always at Hand

You can view help information at most screens by pressing HELP. To exit help, press BACK.

Viewing Confusables®

Confusables are words that have similar spelling or sound alike. If a question mark flashes to the right of a word, that word has Confusables. Try this example.

1. Type *reign*.

2. Press ENTER.

Notice the flashing question mark at the right of the screen.

3. Press CONF.

reign? rule ↓

4. Press ↓ to view more Confusables.

rain? precipita?

rein? harness ↑

5. Press CLEAR when done.

Finding Letters in Words

You can type a question mark in place of an unknown letter in a word. You can also type an asterisk in place of a series of unknown letters. More than one question mark and asterisk can be used in a word.

1. **Type a word with question marks and asterisks in place of letters.**

g*dne??

2. **Press ENTER to view matches.**

giftedness

3. **Press ↵ to view more matches, if any.**
4. **Press CLEAR when done.**

✓ Solving Crossword Puzzles

You can use question marks and asterisks in place of words to help solve crossword puzzles and similar word games. For example, if the second letter of a five-letter word is *r* and its last letter is *d*, enter *?r??d*.

Using the Personal Word List

The Personal Word List can contain up to 99 words of your choice for study or review.

► To Add a Word to the List

1. Press CLEAR.
2. Type the word you want to add.
3. Press LIST.
4. Press ↓ until you see *Add To List*.



5. Press ENTER to add the word.

If you typed a word that is not in the Spelling Ace, you will see *Add Anyway* Y/N. Press Y to add the word or N to cancel.

6. To view the list, press ENTER.
7. Press CLEAR when done.

► To Delete a Word From the List

1. Press LIST.
2. Press ↓ until you see *Delete From List*.
3. Press ENTER.
4. Press ↓ to choose the word you want to delete, if needed.
5. Press ENTER to delete the word.

► To Erase the Entire List

1. Press LIST.
2. Press ↓ until you see *Erase List*.
3. Press ENTER.

You sure (Y/N)?

4. Press Y to erase the list, or press N to cancel.

Playing the Games

► To Choose a Skill Level

1. Press **GAMES**.
2. Press **↑** until you see *Skill Level* and then press **ENTER**.
3. Use **↑** and **↓** to select a skill level, and then press **ENTER**.

► To Choose the Game Words




1. If needed, press **GAMES**.
2. Use **↑** and **↓** until you see *Game Words* and then press **ENTER**.
3. Select one of the following:
 - *All words* to use random spelling and thesaurus words.
 - *Personal* to use words from the Personal Word List.
 - *Enter your own* to use words that you enter before each round.
4. Press **ENTER**.

► To Select a Game

1. Press **GAMES**.
2. Use **↑** and **↓** to select a game and then press **ENTER**.

✓ **Keys to the Games**

You can use these keys in most games:

To...	Press...
Get a hint	
End a round and reveal the answers	
Begin a new round	

If you ask for a hint, you will lose that round. Also, when a flashing T appears at the right of a word after a round, you can see its thesaurus entries by pressing ENTER. To return to the game, press BACK.

✓ **Resuming Where You Left Off**

If you forget to turn off the Spelling Ace, it will turn off automatically in about two minutes. When you turn it on again, the screen that you last viewed will appear.

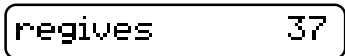
Playing the Games

Hangman



Hangman challenges you to guess mystery words one letter at a time. Each letter is hidden by a question mark. The number of wrong guesses appears at the right of the screen. Press ENTER or ⌘ to reveal a letter.

Anagrams



Anagrams asks you to form a word from the letters of another word. Each anagram must be the minimum size (number of letters) that flashes before each round. Each letter can be used only as many times as it already appears. Any remaining anagrams are displayed. Type an anagram and press ENTER. Use the arrow keys to view the anagrams you have entered. Press ⌘ to jumble the letters.

Playing the Games

Word Jumble

beards

3

bdrsaе

4

Word Jumble tests your skill at unscrambling letters. Unlike Anagrams, each letter needs to be used. The number to the right of the letters shows how many words can be made with the letters in order to win. Type your answer and press ENTER. To re-jumble the letters, press .

Spelling Bee

Spelling Bee flashes words on screen for you to try to spell. Just type the word that appeared, trying to spell it correctly, and press ENTER. If you do not spell it correctly, you lose the round.

Word Builder (Scrabble® game referee)

Word Builder can help you solve Scrabble® and similar word games. Just type a series of letters (or a word) and then press ENTER. The number to the right shows how many (other)

Playing the Games

words can be made from your letters (or word).

To play *Word Builder*, enter as many of the words as you can. To help solve Scrabble®, press (?) and then use ↓ and ↑ to view the words built from the letters.

Word Blaster

In *Word Blaster*, you try to guess a mystery word. A series of question marks appear and then letters begin to fill in.

?o??t??es

You are prompted to guess the word, then press ENTER before the word is fully spelled, now type in a guess. If the guess is correct you win or a wrong answer prompts try again.

Deduction

12 ???? abcdef?

Playing the Games

Deduction displays a mystery pattern represented by the four question marks. To make a guess, type the letters (a-f) in a pattern then press ENTER. A letter can be used more than once.

After entering your guess, a scorecard appears showing the number of correct letters perfectly located (P) or misplaced (M).

1 aaaa P=2, M=1

Press ↓ to return to the mystery pattern or type another guess. Press ↑ and ↓ to scroll through your previous guesses. Guess the pattern and you win!

Flashcards

Flashcards is a vocabulary building game. It flashes words on the screen for you to memorize or use to test friends or family members. Press NEXT to view a new word.

Product Specifications

Dimensions 13.6x9.2x2 cm; Wt. 6.8 ozs.; Screen size 1-line 16 characters; Batteries 4xAAA

Cleaning, Storage, Problems: To clean, spray a mild glass cleaner onto a cloth and wipe its surface. Do not spray liquids directly on this product. Do not use or store this product in extreme or prolonged heat, cold, humidity, or other adverse conditions. If you have a problem with this product, refer to the warranty. If you purchased this product outside the United States, contact the place of purchase to obtain warranty or repair information.

FCC Notice: Complies with the limits for a Class B computing device pursuant to Subpart B of Part 15 of FCC Rules. Operation is subject to the following two conditions: (1) This device may not cause harmful interference; and (2) This device must accept any interference received, including interference that may cause undesired operation.

Copyrights, Trademarks, Patents, ISBN:

© 1994-1997 Franklin Electronic Publishers, Inc.

Burlington, NJ 08016-4907 USA. All rights reserved.

U.S. PATENTS: 4, 490,811; 4,830,618; 4,891,775;

5,113,340; 5,218,536.

EURO. PAT. 0 136 379. Patents Pending.

ISBN 0-945731-44-2.

Deduction and Word Blaster are trademarks of Franklin. Spelling Ace, Classmates, and Confusables are registered trademarks of Franklin. Scrabble is a registered trademark of Hasbro, Inc., manufacturer of Scrabble brand word games.

<p>This unit may change operating modes due to electrostatic discharge. Normal operation of this unit can be re-established by pressing the ON/OFF key or by removing or replacing the batteries.</p>

Limited Warranty (U.S. only)

Franklin Electronic Publishers, Inc. ("Franklin") warrants to the end user that this product will be free from defects in material and workmanship for a period of ONE YEAR from the date of original retail purchase, as evidenced by sales receipt. On discovery of a defect, the end user must return this product (transportation charges prepaid) either to the dealer from whom it was purchased or directly to Franklin at the address given below. Each product returned must include the user's name, address, and telephone number, as well as a brief description of the nature of the defect and a copy of the sales receipt as proof of the date of the original retail purchase. Franklin will, at its option, repair or replace any product at no further charge to the end user on determination by Franklin, in its sole discretion, that the product was defective and that such defect arose within the duration of this limited warranty.

Enclose \$3.00 check or money order for shipping and handling to Franklin Electronic Publishers, Inc.

This warranty does not apply if, in the sole discretion of Franklin, the product has been tampered with, damaged by accident, abuse, misuse, or misapplication, or as a result of service or modification by any party, including any dealer, other than Franklin. FRANKLIN SHALL NOT BE RESPONSIBLE IN ANY WAY FOR ANY SERVICE OR MODIFICATION TO THIS PRODUCT BY ANY PARTY, INCLUDING ANY DEALER, OTHER THAN FRANKLIN.

This warranty applies only to products manufactured by or for Franklin. Batteries, corrosion of battery contacts and any damage caused by batteries are not covered by this warranty.

ALL IMPLIED WARRANTIES, INCLUDING ANY IMPLIED WARRANTIES OF MERCHANTABILITY OR FITNESS FOR A PARTICULAR PURPOSE, SHALL BE STRICTLY LIMITED IN DURATION TO THAT OF THE EXPRESS WARRANTY SET FORTH ABOVE, THAT IS, ONE YEAR FROM THE DATE OF ORIGINAL RETAIL PURCHASE.

THE WARRANTY AND REMEDY SET FORTH ABOVE ARE THE EXCLUSIVE REMEDY OF THE RETAIL BUYER AND END USER IN CONNECTION WITH THE MANUFACTURE, SALE, OR USE OF THIS PRODUCT AND ARE IN LIEU OF ANY AND ALL OTHER WARRANTIES OR REMEDIES, WRITTEN OR ORAL, EXPRESS OR IMPLIED. NO FRANKLIN DEALER, AGENT, OR EMPLOYEE IS AUTHORIZED TO MAKE ANY ADDITIONAL WARRANTY IN THIS REGARD OR TO MAKE ANY MODIFICATION OR EXTENSION OF THIS EXPRESS WARRANTY.

FRANKLIN SHALL NOT BE RESPONSIBLE FOR SPECIAL, INCIDENTAL, OR CONSEQUENTIAL DAMAGES RESULTING FROM THE BREACH OF ANY EXPRESS OR IMPLIED WARRANTY OR IN CONNECTION WITH THE MANUFACTURE, SALE, OR USE OF THIS PRODUCT UNDER ANY LEGAL THEORY, WHICH DAMAGES SHALL INCLUDE, BUT NOT BE LIMITED TO, LOST PROFITS, DAMAGES TO PROPERTY OR DAMAGES FOR PERSONAL INJURY (BUT ONLY TO THE EXTENT PERMITTED BY LAW). UNLESS OTHERWISE CONTRARY TO APPLICABLE LAW, FRANKLIN'S LIABILITY SHALL IN NO CASE EXCEED THE PRICE PAID FOR THE PRODUCT CLAIMED TO BE DEFECTIVE.

This warranty shall not be applicable to the extent that the enforcement of any provision may be prohibited by applicable law. This warranty gives you specific rights, and you may also have other rights which vary from state to state. Some states do not allow the exclusion or limitation of incidental or consequential damages or limitation on how long an implied warranty may last so the above limitation or exclusion may not apply to you. Enclose \$3.00 check or money order for shipping and handling to:

FRANKLIN ELECTRONIC PUBLISHERS, INC.
ATTENTION: SERVICE DEPARTMENT
One Franklin Plaza
BURLINGTON, NEW JERSEY 08016-4907
1-800-266-5626

Your Notes

FDS-28029-00
P/N7201602

Rev. A