



Top Mount Refrigerators

FFHT1814Q W/B

18 Cu. Ft. Top Mount



Product Dimensions

Height (Including Hinges & Rollers)	66-1/8"
Width	30"
Depth (Including Door)	29-7/8"

More Easy-To-Use Features

Independent Temperature Controls

Color-Coordinated Door Hinge Covers¹

Clear Dairy Door

Reversible Door

Door can be installed to open left or right based on your needs.

Garage-Ready

Our top freezer offers the flexibility to work in your home or in your garage. It's built to handle extreme temperature conditions.

A.D.A. - Compliant²

With accessible shelving, and controls that are positioned within arm's reach and allow one-hand operation, our top-freezer refrigerator is A.D.A.-Compliant.



ENERGY STAR[®]

Signature Features

Built with American Pride

Appliances that are high-performing, more accessible, and more innovative than ever — designed, built, and engineered in the U.S.A.

Store-More™ Humidity-Controlled Crisper Drawers

Our humidity-controlled crisper drawers are designed to keep your fruits and vegetables fresh so you don't have to worry about stocking up.

Store-More™ Gallon Door Shelf

Door storage gives you room for larger items like a gallon of milk.

Full-Width Wire Freezer Rack

Enjoy more usable space and better organization.

Available in:



White
(W)



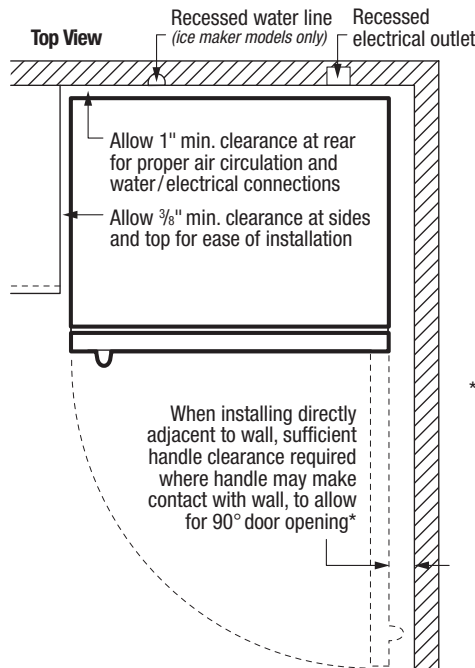
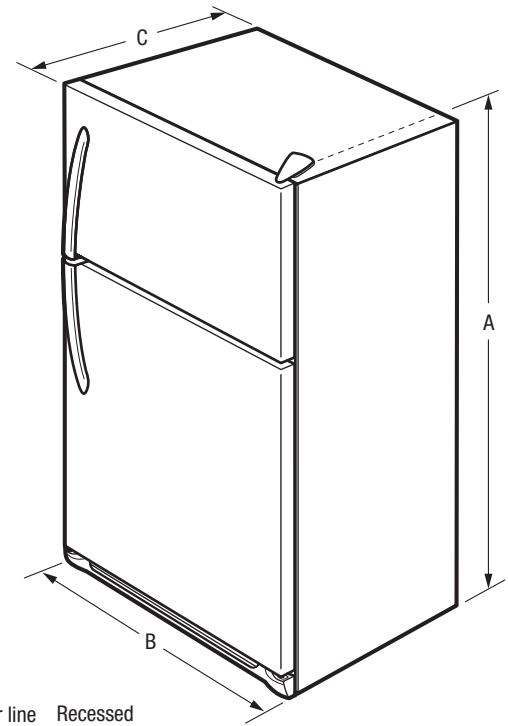
Black
(B)

¹Select models only.

²When properly installed, this model is A.D.A.-qualified based on the United States Access Board's A.D.A./A.B.A. Accessibility Guidelines and the Department of Justice's 2010 A.D.A. Standards for Accessible Design.

Features	
Door Design	UltraSoft™
Door Handle Design	Color-Coordinated
Cabinet Finish (Textured)	Color-Coordinated
Door Stops	Yes
Door Hinge Covers	Color-Coordinated
Door Reverse Option	Yes
Left-Swing Door	
Rollers - Front/Rear	Fixed/Yes
Sound Package	
Toe Grille	Color-Coordinated
Garage-Ready	Yes
Refrigerator Features	
Interior Lighting	Bright
Refrigerator Shelves	2 Full-Width SpaceWise® Wire
Deli Drawer	
Wine/Can Rack	
Store-More™ Crisper Drawers	2 Clear
Humidity Controls	2
Dairy Compartment	Clear Dairy Door
Door Bins	
Door Racks	3 Full-Width White
Non-Slip Bin Liner	
Tall Bottle Retainers	
Gallon Door Storage	1
Freezer Features	
Door Bins	
Door Racks	2 Full-Width White
Freezer Shelves	1 Half-Width Wire
Factory Ice Maker w/ Large Ice Bin	Optional (PN# IM116)
Lighting	
Certifications	
A.D.A. - Compliant ¹	Yes
ENERGY STAR®	Yes
Specifications	
Total Capacity (Cu. Ft.)	18.0
Refrigerator Capacity (Cu. Ft.)	14.1
Freezer Capacity (Cu. Ft.)	3.9
Power Supply Connection Location	Right Bottom Rear
Water Inlet Connection Location	Bottom Right
Voltage Rating	120V / 60Hz / 15A
Connected Load (kW Rating) @ 120 Volts ²	.72
Amps @ 120 Volts	6.0
Minimum Circuit Required (Amps)	15
Shipping Weight (Approx.)	205 Lbs.

¹When properly installed, this model is A.D.A.-qualified based on the United States Access Board's A.D.A./A.B.A. Accessibility Guidelines and the Department of Justice's 2010 A.D.A. Standards for Accessible Design.
²For use on adequately wired 120V, dedicated circuit having 2-wire service with a separate ground wire. Appliance must be grounded for safe operation.



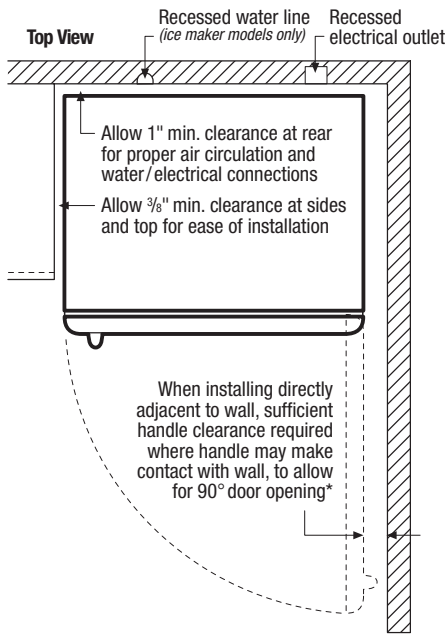
* When installing refrigerator adjacent to wall, cabinet or other appliance that extends beyond front edge of unit, 20" minimum clearance recommended to allow for optimum 140° door swing, providing complete crisper access and removal. (Absolute 3" minimum clearance will ONLY allow for 90° door swing which will provide limited crisper access with restricted removal.)

NOTE: For planning purposes only. Always consult local and national electric and plumbing codes. Refer to Product Installation Guide for detailed installation instructions on the web at frigidaire.com.

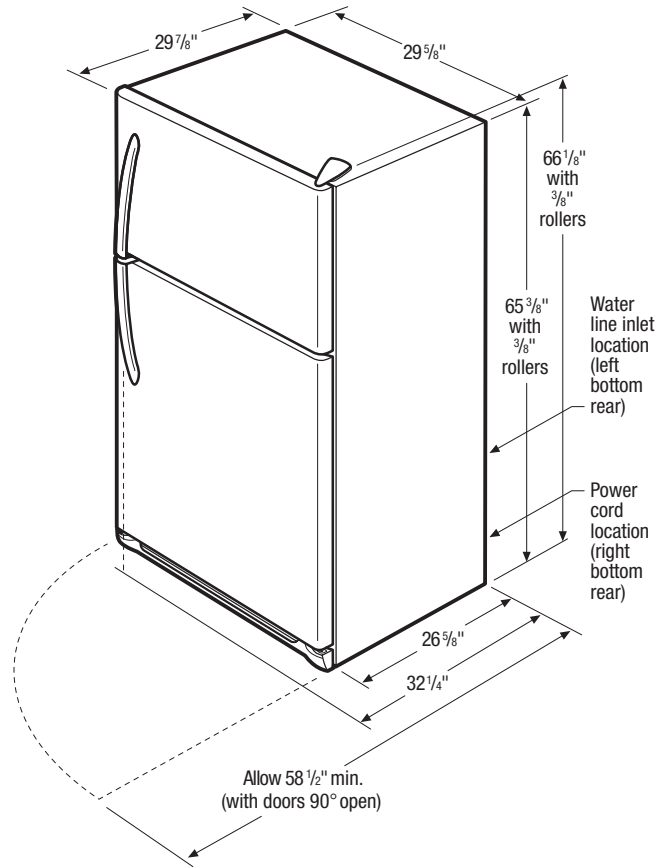


Product Dimensions	
A - Height (Incl. Hinges & Rollers)	66-1/8"
B - Width	30"
C - Depth (Incl. Door)	29-7/8"
Depth with Door Open 90°	58-1/2"

Accessories information available on the web at frigidaire.com



*When installing refrigerator adjacent to wall, cabinet or other appliance that extends beyond front edge of unit, 20" minimum clearance recommended to allow for optimum 140° door swing, providing complete crisper access and removal. (Absolute 3" minimum clearance will ONLY allow for 90° door swing which will provide limited crisper access with restricted removal.)



Top Mount Refrigerator Specifications

- Product Shipping Weight (approx.) - 205 Lbs.
- An electrical supply with grounded three-prong receptacle is required. The power supply circuit must be installed in accordance with current edition of National Electrical Code (NFPA 70) and local codes & ordinances.
- Voltage Rating - 120V/60 Hz/15 Amps
- Connected Load (kW Rating) @ 120 Volts = .72kW
- Amps @ 120 Volts = 6.0 Amps
- Always consult local and national electric & plumbing codes.
- Floor should be level surface of hard material, capable of supporting fully loaded refrigerator.
- Minimum 3/8" clearance required for sides and top of refrigerator with 1" clearance at rear to allow for ease of installation, proper air circulation, and plumbing/electrical connections.
- When installing refrigerator adjacent to wall, cabinet or other appliance that extends beyond front edge of unit, 20" minimum clearance recommended to allow for optimum 140° door swing, providing complete crisper access and removal. (Absolute 3" minimum clearance will ONLY allow for 90° door swing which will provide limited crisper access with restricted removal.)

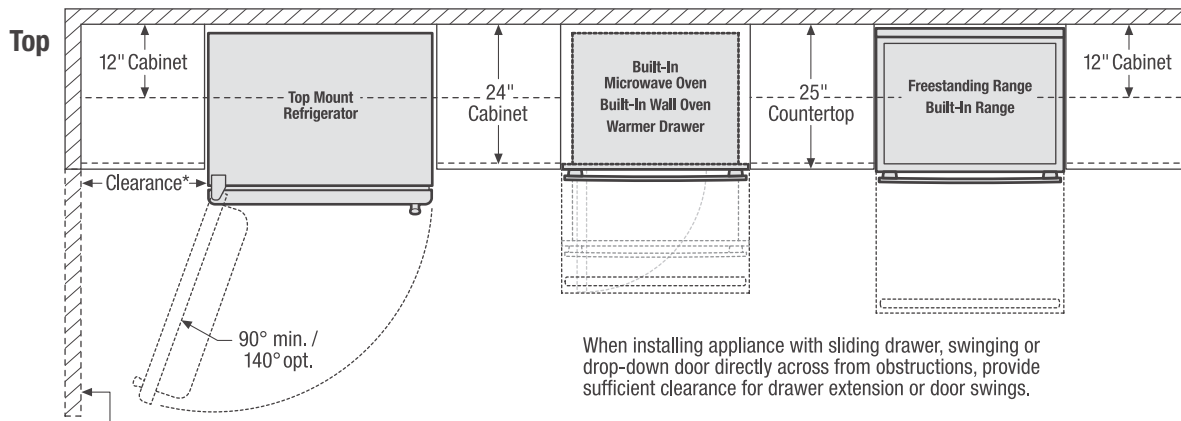
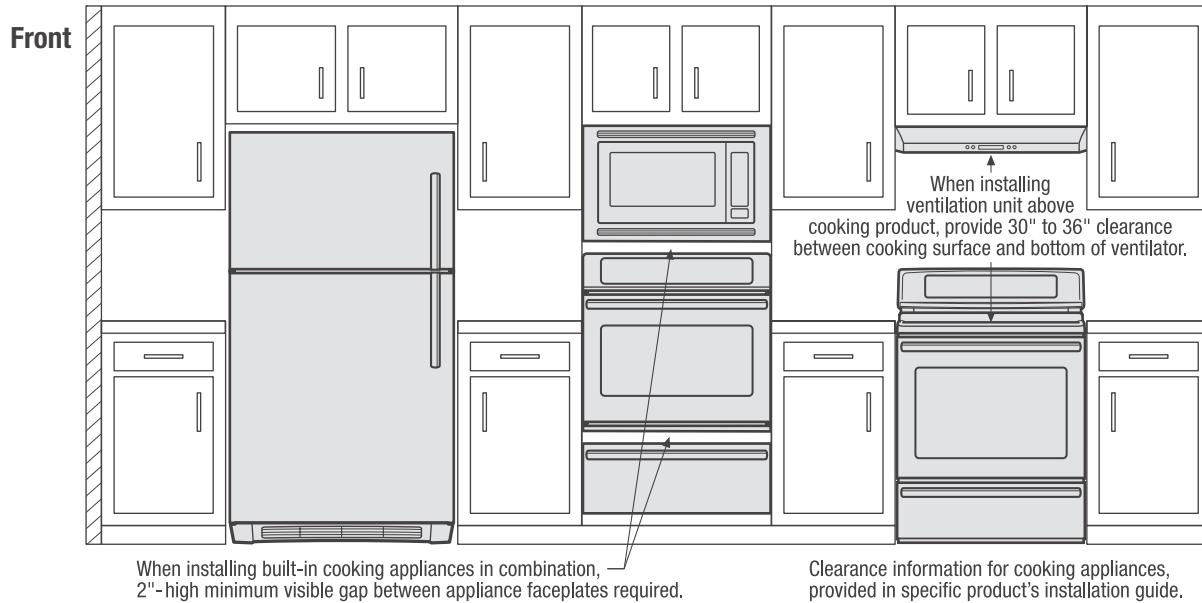
- To ensure optimum performance, do not install in areas where temperature drops below 55° F or rises above 110° F and avoid installing in direct sunlight or close proximity to range, dishwasher or other heat source.
- For proper ventilation, front grille MUST remain unobstructed.
- Recess electrical outlet when possible.
- Optional Ice Maker Kit (PN# IM116) available for installation in ice maker-ready models only.
- Water recess on rear wall recommended to prevent water line damage.
- Water Pressure - Cold water line must provide between 30 and 100 pounds per square inch (psi).
- Copper tubing with 1/4" O.D. recommended for water supply line with length equal to distance from rear of unit to household water supply line plus 7 additional feet. Optional Water Supply Installation Kits available.

Note: For planning purposes only. Refer to Product Installation Guide on the web at frigidaire.com for detailed instructions.

Optional Accessories

- Ice Maker Kit - (PN# IM116).

Use these dimensions and clearance instructions for planning purposes only. For detailed installation instructions, refer to installation guide, packed with product, or on the web at frigidaire.com.



*When installing top mount refrigerator adjacent to wall, cabinet or other appliance that extends beyond front edge of unit, 20" minimum clearance recommended to allow for optimum 140° door swing, providing complete crisper access and removal. (Absolute 3" minimum clearance will ONLY allow for 90° door swing which will provide limited crisper access with restricted removal.)

