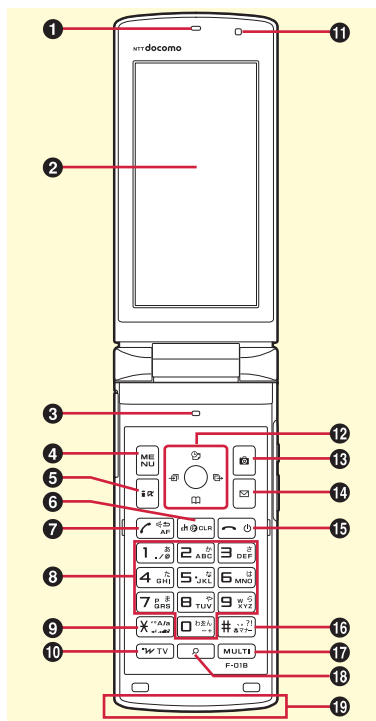


Part names and functions

Part names of F-03B and major functions assigned to each part are as follows.

- 1 **Earpiece**
- 2 **Display**⇒P26
- 3 **Microphone**
Do not cover the microphone during a call or sound recording.
- 4 **In-camera**
Shoot yourself or send your image during videophone
- 5 **MENU MENU key**
Display a menu.
- 6 **i-mode/i-appli/Character key**
Switch i-mode views, i-appli folder views or character entry modes.
- 7 **CLRch/Clear key**
Display i-Channel or return to the previous screen.
- 8 **Start a voice call key**
- 9 **0-9 Keypads**
Enter phone number or characters, or select an item.
- 10 ***/Public mode (Drive mode) key**
Enter "*" or voiced/semi-voiced sound, or start/cancel Public mode (Drive mode).
- 11 **i-Widget/TV key**
Start/Exit i-Widget or start 1Seg.



- 12 **Light sensor**
Sense the ambient luminance to automatically adjust the brightness of the display. Do not cover the sensor with your hand or a sticker.
- 13 **Multi-cursor key**
Move the cursor, or operate a menu.
 - ☐ : Perform an operation.
 - ☐ : Display Scheduler, or adjust the volume.
 - ☐ : Display Phonebook, or adjust the volume.
 - ☐ : Display Received calls.
 - ☐ : Display Redial.
- 14 **Camera key**
Start the still camera/movie camera.
- 15 **Mail key**
Display the mail menu.
- 16 **Power/End key**
Turn on/off FOMA terminal, or exit a function.
- 17 **#/Silent mode key**
Enter "#" or punctuation, or start/cancel Silent mode.
- 18 **MULTI/Multitask key**
Start/perform a different function.
- 19 **Search key**
Start Quick search.
- 20 **1Seg antenna (built into FOMA terminal)**
Do not cover it with your hand.

21 Light

The light turns on or blinks when the battery charges, etc.

22 Sub-display ⇒ P27**23 FOMA antenna (built into FOMA terminal)**

Do not cover it with your hand.

24 Out-camera

Shoot still images or moving pictures.

25 Fingerprint sensor

Authenticate a fingerprint.

26 Infrared data port

Use this port for infrared communication or infrared remote control function.

27 Speaker

Hear ring alert or voice of the caller using the handsfree function.

28 Mark

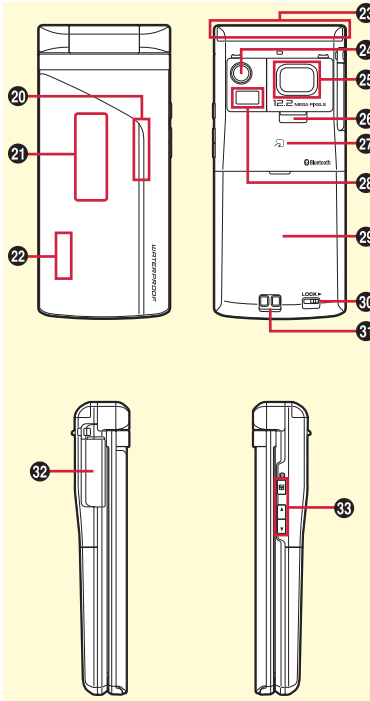
Use Osaifu-Keitai or send/receive data by iC transmission.

29 Back cover

* To access the microSD card slot, remove the back cover, open the inner cover, and then remove the battery pack.

30 Charging jack**31 Back cover lever**

* Firmly install the back cover and lock it with the lever before using to avoid water seepage and dust ingress.

**32 Open assist button**

Press this button to open FOMA terminal.

33 External connection jack

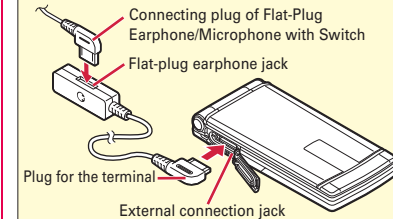
Available to connect an optional AC adapter, DC adapter, FOMA USB Cable with Charge Function, Earphone Plug Adapter for External connector terminal etc.

34 Side keys

: Use for operating MUSIC Player or Music&Video Channel, or for shooting.

: Stop the ring tone, alarm sound, vibration, or adjust the volume.




: Adjust the volume, turn on the light on the sub-display or switch the views.

Example of connecting Flat-Plug Earphone/ Microphone with Switch







Precautions (ALWAYS FOLLOW THESE DIRECTIONS)

Introduction

- Before using your FOMA terminal, or when necessary, read the precautions below to ensure safe use and handling. After reading this manual, keep it carefully.
- These precautions are intended to protect you and others around you. Read and follow them carefully to avoid injury, damage to the product or damage to property.
- The signs below differentiate between the levels of danger that can occur if the product is not used within the specified guidelines.

 DANGER	This sign denotes that death or serious injury may directly result from improper use.
 WARNING	This sign denotes that death or serious injury may result from improper use.
 CAUTION	This sign denotes that bodily injury or damage to property may result from improper use.

- The symbols below show specific directions.

 Don't	This symbol denotes that the action is prohibited.
 No disassembly	This symbol denotes that disassembling the phone or its components is not allowed.
 No wet hands	This symbol denotes that using the phone or its components with wet hands is not allowed.
 No liquids	This symbol denotes that using the phone or its components in a bathroom or other highly humid area is not allowed.
 Do	This symbol denotes that an instruction must be obeyed at all times.
 Unplug	This symbol denotes that the equipment should be unplugged.

■ Precautions contain the description below.

Handling FOMA terminal, battery pack, adapter, desktop holder and UIM (common)	7
Handling FOMA terminal.....	8
Handling battery pack.....	10
Handling adapter and desktop holder	11
Handling UIM	12
Handling mobile phones near electronic medical equipment	12

Handling FOMA terminal, battery pack, adapter, desktop holder and UIM (common)

DANGER



Don't

Do not use, store, or leave the equipment in hot areas such as near flames or in areas under strong direct sunlight such as inside a vehicle.

May cause the equipment to be deformed or malfunction, and battery pack to leak, heat, burst or ignite, and the capability or life to be reduced or shortened. Overheating on parts of the case may cause burns or injuries.



No disassembly

Do not disassemble or remodel the equipment. Do not solder items onto the equipment.

May cause fire, injuries, electric shock, or malfunction. It may also cause the battery pack to leak, heat, burst or ignite.



No liquids

Do not let the equipment get wet.

Contact with water or other liquids can cause heating, electric shock, fire, malfunctions or injuries. Take care of the place for use and treatment of the equipment.



Do

Use the battery pack and adapter specified by NTT DOCOMO for your FOMA terminal.

Use of equipment not specified by DOCOMO can cause FOMA terminal, battery pack and other parts to leak, heat, burst, catch fire or malfunction.

WARNING



Don't

Do not put the battery pack, FOMA terminal, adapter or UIM in microwave ovens or other heating appliances or high-pressure containers.

It may cause the battery pack to leak, heat, burst or ignite, may cause FOMA terminal or adapter to heat, smoke, ignite, or may damage circuits.



Don't

Do not throw the equipment or give hard shock to it.

May cause the battery pack to leak, heat, burst or ignite, and the equipment to malfunction or catch fire.



Don't

Keep conductive materials (metal pieces, pencil lead, etc.) from coming in contact with the charging jack or external connection jack. Do not put those materials inside the terminal.

May be subject to electrical short and could cause fire or malfunction.



Do

Turn FOMA terminal OFF before entering a place such as a gas station where flammable gases are generated.

Do not charge the battery. The gas may catch fire.

When using Osaifu-Keitai in a place as a gas station, turn OFF the terminal before using it. (When IC card lock is activated, deactivate it before turning OFF the terminal.)



Do

If the equipment starts giving off a strange smell, overheats, becomes discolored or deformed during use, charging or in storage, immediately perform the following operations.

1. Remove the power plug from the wall outlet or cigarette lighter socket.
2. Turn FOMA terminal OFF.
3. Remove the battery pack from FOMA terminal.

May cause the equipment to heat, burst or ignite or the battery pack to leak if you keep using the equipment.

CAUTION



Don't

Do not leave the equipment on unstable or sloping surfaces.

May cause malfunction or injuries.



Don't

Do not store the equipment in extremely humid, dusty or hot areas.

Doing so may cause malfunction.



Do

Children using the equipment should be instructed in proper operation by an adult. Do not allow them to use the equipment without adult supervision.

May cause injuries.



Do

Store the equipment out of reach of small children.

May be accidentally swallowed or cause injuries.



Do

Be careful especially when using FOMA terminal connected to the adapter continuously for a long time.

If you use i-appli, a videophone call or 1Seg watching while charging the battery for a long time, FOMA terminal, battery pack and adapter may be heated.

Directly touching a hot part for a long time, you may have redness, itching or rash on your skin, or it may result in low-temperature burns depending on your constitution and/or health condition.

Handling FOMA terminal**⚠ WARNING**

Don't

Do not direct the infrared data port toward your eye and transmit signals.

May affect your eyes. Faulty operation could result from directing the infrared data port toward other infrared equipment and transmitting signals.



Don't

Do not put FOMA terminal in the place such as the dashboard near the air-bag, where the influence of air-bag explosion is expected.

When the air-bag explodes, FOMA terminal may hit yourself or others and could cause injury, equipment malfunction or damage.



Don't

When you use electronic medical equipment, do not keep the terminal in your chest pocket or inside pocket.

Using your FOMA terminal near medical electronic equipment could cause equipment failure.



Don't

Do not put foreign objects such as liquid like water, metal pieces or burnable things into UIM or microSD card slot.

May cause fire, electric shock or malfunction.



Don't

Do not turn on the light aiming directly at the driver of the car etc.

May disturb driving and cause an accident.



Do

Turn FOMA terminal OFF in areas where use is prohibited, such as in airplanes and hospitals.

May cause electronic equipment or electronic medical equipment to fail or malfunction. If the function which automatically turns the power ON is set, cancel the setting before turning the power OFF.

When using the phone in a medical facility, be sure to observe the regulations of the facility. If you do prohibited act such as using the phone in an airplane, you may be punished according to law.



Do

When you talk by setting handsfree, always keep FOMA terminal away from your ear.**And, when connecting the earphone/microphone to FOMA terminal and play a game or music, adjust the volume moderately.**

Too loud volume may cause a hearing loss. And, if you cannot hear the sound around you clearly, it may cause an accident.



Do

If you have weak heart, be careful when setting the Vibrate alert (vibration) or alert volume setting.

Could affect heart function.



Do

If it starts thunder while using the terminal outdoors, turn the power OFF immediately, and move to a safe location.

May be subject to lightning strike and could cause electric shock.