







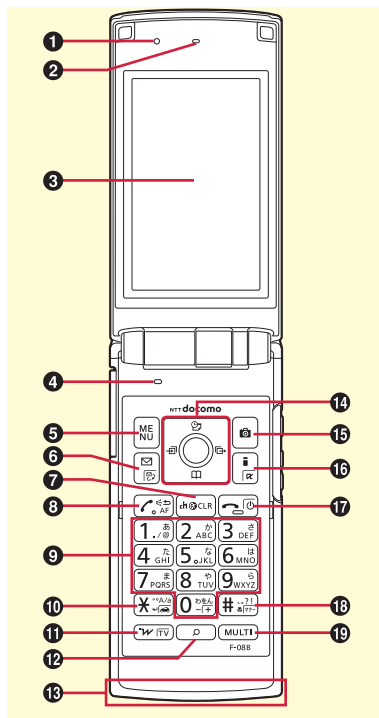














# Part names and functions

Part names of F-08B and major functions assigned to each part are as follows.

- 1 Light sensor**  
Sense the ambient luminance to automatically adjust the brightness of the display. Do not cover the sensor with your hand or a sticker.
- 2 Earpiece**
- 3 Display⇒P6**
- 4 Microphone**  
Do not cover the microphone during a call or sound recording.
- 5  MENU key**  
Display a menu.
- 6  Mail key/Character key**  
Display the mail menu and switch character input mode.
- 7  ch/Clear key**  
Display i-Channel or return to the previous screen.
- 8  Start a voice call key**
- 9  -  Keypads**  
Enter phone number or characters, or select an item.
- 10  \*/Public mode (Drive mode) key**  
Enter "\*" or voiced/semi-voiced sound, or start/cancel Public mode (Drive mode).
- 11  i-Widget/TV key**  
Start/Exit i-Widget or start 1Seg.



- 12  Search key**  
Start Quick search.
- 13 1Seg antenna (built into FOMA terminal)**
- 14  Multi-cursor key**  
Move the cursor, or operate a menu.
  -  : Perform an operation.
  -  : Display Scheduler, or adjust the volume.
  -  : Display Phonebook, or adjust the volume.
  -  : Display Received calls.
  -  : Display Redial.\* Operation in eight directions is available depending on the functions.
- 15  Camera key**  
Start the still camera/movie camera.
- 16  i-mode/i-appli key**  
Display i-mode menu or i-appli folder.
- 17  Power/End key**  
Turn on/off FOMA terminal, or exit a function.
- 18  #/Silent mode key**  
Enter "#" or punctuation, or start/cancel Silent mode.
- 19  Multitask key**  
Start/perform a different function.
- 20 Sub-display ⇒P25**

**21 Light (ekubo)**

The light turns on or blinks when the battery charges, etc.

**22 Mark**

Use Osaifu-Keitai or send/receive data by iC transmission.

**23 FOMA antenna (built into FOMA terminal)**

Do not cover it with your hand.

**24 Camera**

Shoot still images or moving pictures.

**25 Speaker**

Hear ring alert or voice of the caller using the handsfree function.

**26 Infrared data port**

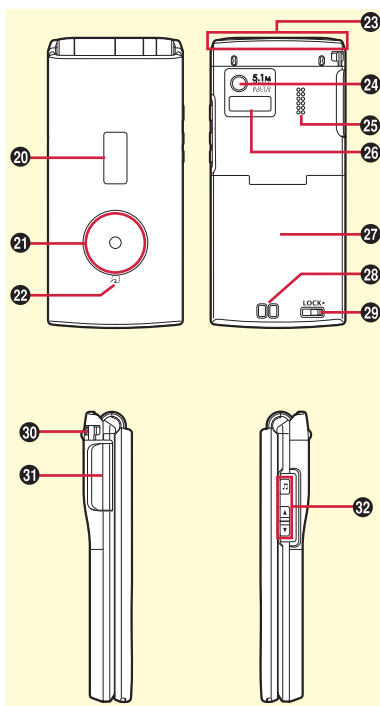
Use this port for infrared communication or infrared remote control function.

**27 Back cover**

\* To access the UIM slot and microSD card slot, remove the back cover, open the inner lid and remove the battery pack.

**28 Charging jack****29 Back cover lever**

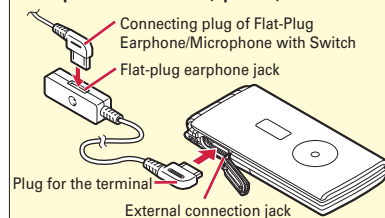
\* Firmly install the back cover and lock it with the lever before using to avoid water seepage.

**30 Strap opening****31 External connection jack**

Available to connect an optional AC adapter, DC adapter, FOMA USB Cable with Charge Function, Earphone Plug Adapter for External connector terminal etc.




**32 Side keys**

- : Use for operating MUSIC Player or Music&Video Channel, or for shooting.
- : Stop the ring tone, alarm sound, vibration, or adjust the volume, or scroll Display source mail screen.
- : Adjust the volume, turn on the light on the sub-display or switch the views, or scroll Display source mail screen.



**Example of connecting Flat-Plug Earphone/Microphone with Switch (optional)**





# Precautions (ALWAYS FOLLOW THESE DIRECTIONS)

- Before using the FOMA terminal, or when necessary, read the precautions below to ensure safe use and handling. After reading this manual, keep it carefully.
- These precautions are intended to protect you and others around you. Read and follow them carefully to avoid injury, damage to the product or damage to property.
- The signs below differentiate between the levels of danger that can occur if the product is not used within the specified guidelines.

|   |  |
|---|--|
| <br><b>DANGER</b>  | This sign denotes that death or serious injury may directly result from improper use.    |
| <br><b>WARNING</b> | This sign denotes that death or serious injury may result from improper use.             |
| <br><b>CAUTION</b> | This sign denotes that bodily injury or damage to property may result from improper use. |

- The symbols below show specific directions.

|   |  |
|---|--|
| <br>Don't          | This symbol denotes that the action is prohibited.                                 |
| <br>No disassembly | This symbol denotes that disassembling the phone or its components is not allowed. |

|   |   |
|---|---|
| <br>No wet hands | This symbol denotes that using the phone or its components with wet hands is not allowed.                           |
| <br>No liquids   | This symbol denotes that using the phone or its components in a bathroom or other highly humid area is not allowed. |
| <br>Do           | This symbol denotes that an instruction must be obeyed at all times.  |
| <br>Unplug       | This symbol denotes that the equipment should be unplugged.   |

## ■ Precautions contain the description below.

|   |    |
|---|----|
| Handling FOMA terminal, battery pack, adapter desktop holder and UIM (common) | 7  |
| Handling FOMA terminal  | 8  |
| Handling battery pack   | 9  |
| Handling adapter and desktop holder   | 10 |
| Handling UIM  | 11 |
| Handling mobile phones near electronic medical equipment                      | 11 |

## Handling FOMA terminal, battery pack, adapter, desktop holder and UIM (common)

### DANGER



**Do not use, store, or leave the equipment in hot areas such as near flames or in areas under strong direct sunlight such as inside a vehicle.**  
May cause fire, burns or injuries.



No disassembly

**Do not disassemble or remodel the equipment.**  
May cause fire, burns, injuries, electric shock.



No liquids

**Do not let the terminal get wet with water, drinking water, urine of pet animals, etc.**  
May cause fire, burns, injuries, electric shock.



Don't

**Do not put the terminal into heating cooking device such as microwave oven or high-pressure container.**  
May cause fire, burns, injuries, electric shock.



Do

**Use the battery pack and adapter specified by NTT DOCOMO for your FOMA terminal.**  
May cause fire, burns, injuries, electric shock.

### WARNING



Don't

**Do not throw the equipment or give hard shock to it.**  
May cause fire, burns, injuries, electric shock.



Don't

**Keep conductive materials (metal pieces, pencil lead, etc.) from coming in contact with the charging jack or external connection jack. Do not put those materials inside the terminal.**  
May cause fire, burns, injuries, electric shock.



Do

**Turn FOMA terminal OFF and stop charging before entering a place such as a gas station where flammable gases are generated.**  
The gas may catch fire.  
When using Osaifu-Keitai in a place as a gas station, turn OFF the terminal before using it. (When IC card lock is activated, deactivate it before turning OFF the terminal.)



Do

**If the equipment starts giving off a strange smell, overheats, becomes discolored or deformed during use, charging or in storage, immediately perform the following operations.**

- Remove the power plug from the wall outlet or cigarette lighter socket.
- Turn FOMA terminal OFF.
- Remove the battery pack from FOMA terminal.

May cause fire, burns, injuries, electric shock.



Don't

**Do not cover or wrap the terminal with a blanket, etc while using or charging.**  
May cause fire or burns.

### CAUTION



Don't

**Do not leave the equipment on unstable or sloping surfaces.**  
The terminal may fall and cause injuries.



Don't

**Do not store the equipment in extremely humid, dusty or hot areas.**  
May cause fire, burns, electric shock.



Do

**Children using the equipment should be instructed in proper operation by an adult. Do not allow them to use the equipment without adult supervision.**  
May cause injuries.



Do

**Store the equipment out of reach of small children.**  
May be accidentally swallowed or cause injuries.



Do

**Be careful especially when using FOMA terminal connected to the adapter continuously for a long time.**

If you use i-appli, a videophone call or 1Seg watching while charging the battery for a long time, FOMA terminal, battery pack and adapter may be heated.

Directly touching a hot part for a long time, you may have redness, itching or rash on your skin, or it may result in low-temperature burns depending on your constitution and/or health condition.

## Handling FOMA terminal



### WARNING



Don't

**Do not direct the infrared data port toward your eye and transmit signals.**

May cause harmful effect on eyes.



Don't

**Do not direct the infrared data port toward home electric appliances etc. equipped with infrared device when using infrared communication.**

May cause an accident because of malfunction of infrared device.



Don't

**Do not bring the light emitter close to eyes and turn the light on.**

May cause vision abnormality. May cause an accident such as injuries because of being dazzled or suprised.



Don't

**Do not put foreign objects such as liquid like water, metal pieces or burnable things into UIM or microSD card slot.**

May cause fire, burns, injuries, electric shock.



Don't

**Do not turn on the light aiming directly at the driver of the car etc.**

May disturb driving and cause an accident.



Do

**Turn FOMA terminal OFF in areas where use is prohibited, such as in airplanes and hospitals.**

May cause electronic equipment or electronic medical equipment to fail or malfunction. If the function which automatically turns the power ON is set, cancel the setting before turning the power OFF.

When using the phone in a medical facility, be sure to observe the regulations of the facility.

If you do prohibited act such as using the phone in an airplane, you will be punished according to law.



Do

**When you talk by setting handsfree or ring alert is sounding, keep FOMA terminal away from your ear.**

**And, when connecting the earphone/microphone to FOMA terminal and play a game or music, adjust the volume moderately.**

Too loud volume may cause a hearing loss. And, if you cannot hear the sound around you clearly, it may cause an accident.



Do

**If you have weak heart, be careful when setting the Vibrat alert (vibration) or alert volume setting.**

May cause harmful effect on heart.



Do

**When you use electronic medical equipment, check with the equipment manufacturer to determine how the device is affected by radio waves before using.**

May cause harmful effect on electronic medical equipment etc.



Do

**Turn FOMA terminal OFF near high-precision electronic control equipment or electronic equipment using low-power signals.**

May cause the equipment to fail or malfunction.

\* Examples of electronic equipment to avoid.

Hearing aids, implanted pacemakers or defibrillators, other electronic medical equipment, fire alarms, automatic doors and other automatic control equipment.

Users wearing implanted pacemakers or defibrillators or other electronic medical equipment should check with the manufacturer or sales outlet about the effect of radio frequencies on the equipment.



Do

**When the display or camera lens is accidentally broken, be careful of broken glass or exposed internal parts of FOMA terminal.**

Surfaces of display and camera lens are made of plastic panels and they are structured for the glass not to scatter, however, if you mistakenly touch broken or exposed parts, you may be injured.



Do

**To sound the high-pitched alarm, always keep FOMA terminal away from your ears.**

May cause hearing defect.

### CAUTION



Don't

**Do not swing FOMA terminal by its strap.**

May cause accident such as injury to yourself or others by hitting.



Don't

**Do not use damaged FOMA terminal.**

May cause fire, burns, injuries, electric shock.



Don't

**When using the motion tracking or motion sensor, check the safety around you, hold FOMA terminal firmly, and do not shake it unnecessarily.**

May cause accident such as injuries.



Don't

**If the display part is accidentally broken and liquid crystal leaks out, do not make the liquid contact with your skin of face or hands.**

May cause loss of sight or skin problems. If the liquid gets into your eyes or mouth, rinse it with clean water and see a doctor immediately. And, if the liquid adheres to skin or clothing, use alcohol etc. to wipe it off, then wash with soap.



Do

**To use the terminal in car, check with automobile manufacturer or dealer to determine how the device is affected by radio waves before using.**

In rare cases, using the phone in some vehicle models can cause the vehicle's electronic equipment to malfunction. In that case, stop using the terminal immediately.



Do

**Mobile phones can give some users skin problems such as itching, allergic reactions or rashes. If you develop skin problems, stop using the phone immediately, and see a doctor. ⇒ "Material list (P12)"**



Do

**When opening or closing FOMA terminal, take care not to have your fingers or strap caught by the terminal.**

May cause accident such as injuries.



Do

**When watching the display, take a certain distance from the display in a fully bright place.**

May reduce visual acuity.

### Handling battery pack

**Check that the battery type matches the type displayed on the battery pack label.**

| Display   | Battery type   |
|-----------|----------------|
| Li-ion 00 | Li-ion battery |

### DANGER



Don't

**Do not connect a wire or other metal objects to the jack. And, do not carry or store FOMA terminal with objects like a metal necklace.**

May cause battery pack to ignite, burst, heat or leak.



Don't

**Check the orientation of battery pack to install it to FOMA terminal, and do not try to force the battery pack onto FOMA terminal if you are having trouble installing it.**

May cause battery pack to ignite, burst, heat or leak.



Don't

**Do not throw the battery pack into the fire.**

May cause battery pack to ignite, burst, heat or leak.



**Do not nail the battery pack, hit with a hammer or step on it.**

Don't

May cause battery pack to ignite, burst, heat or leak.



**If the battery pack's fluid contacts eyes, immediately flush the eyes with clean water and see a doctor right away. Do not rub the eyes.**

Do

May cause loss of sight.

### WARNING



**If the battery pack seems to have abnormalities such as deformation or scratches due to falling, never use it.**

Don't

May cause battery pack to ignite, burst, heat or leak.



**If the battery pack leaks or gives off a strange smell, immediately remove it from the vicinity of open flames.**

Do

The vapors from leaking battery pack fluid may ignite or explode.



**Be careful not to let your pet bite the battery pack.**

Do

May cause battery pack to ignite, burst, heat or leak.

### CAUTION



**Do not discard old battery packs together with other garbage.**

Don't

May cause igniting or environmental destruction. Tape the terminals of old battery packs to insulate them, and then bring them into a sales outlet such as docomo Shop. If your local municipality has a battery recycling program, dispose of them as provided for.



**Do not use or charge a wet battery pack.**

Don't

May cause battery pack to ignite, burst, heat or leak.



**If fluid leaks out from battery pack, do not make the fluid contact with your skin of face or hands.**

Do

May cause loss of sight or skin problems. If the fluid put into your eyes or mouth, or contacts skin or clothes, immediately flush the contacted area with clean water. If the fluid put into the eyes or mouth, immediately see a doctor after flushing.

### Handling adapter and desktop holder

### WARNING



**Do not use the adapter cord if it gets damaged.**

Don't

May cause fire, burns, electric shock.



**Do not use the AC adapter or desktop holder in a bathroom or other highly humid area.**

Don't

May cause fire, burns, electric shock.



**Always use the DC adapter with a negative-ground vehicle. Do not plug it into a positive-ground vehicle.**

Don't

May cause fire, burns, electric shock.



**When it starts to thunder, do not touch adapter.**

Don't

May cause electric shock.



**Do not short the charging jack while it is connected to the outlet or cigarette lighter socket. Do not touch the charging jack with a part of your body such as your hand or finger.**

Don't

May cause fire, burns, electric shock.



**Do not place heavy objects on the adapter cord.**

Don't

May cause fire, burns, electric shock.



**When you insert and remove AC adapter from power outlet, do not contact a metal strap or other metal objects with the jack.**

Don't

May cause fire, burns, electric shock.



**Do not touch the adapter cord or outlet with wet hands.**

No wet hands

May cause fire, burns, electric shock.



Do

**Only use with the specified power source and voltage.**

**When charging FOMA terminal overseas, use AC Adapter for global use.**

If incorrect voltage is used, this may cause fire, burns or electric shock.

AC adapter : AC100V

DC adapter : 12 or 24V DC (specific for negative ground vehicle)

AC adapter for global use : Between 100V and 240V AC (Connect to the AC outlet for internal household use)



Do

**If the DC adapter's fuse blows, replace it only with the specified fuse.**

Failure to do so may cause fire, burns, electric shock. For the specified fuse, see the instructions that come with the DC adapter.



Do

**Wipe off any dust that accumulates on the power plug.**

Failure to do so may cause fire, burns, electric shock.



Do

**When you connect the AC adapter to an outlet, do not fail to properly connect to the outlet.**

May cause fire, burns, electric shock.



Do

**When you disconnect the adapter from the outlet or cigarette lighter socket, do not pull the adapter cord with excessive force. Instead, hold the power plug to disconnect.**

May cause fire, burns, electric shock.



Unplug

**Always remove the power plug from the outlet or cigarette lighter when not using the adapter for an extended period.**

Failure to do so may cause fire, burns, electric shock.



Unplug

**Immediately remove the power plug from the outlet or cigarette lighter socket if water or other fluids get into the adapter.**

May cause fire, burns, electric shock.



Unplug

**Always remove the power plug from the outlet or cigarette lighter socket when cleaning the equipment.**

Failure to do so may cause fire, burns, electric shock.

## Handling UIM

### CAUTION



Do

**Be careful of the cut surface when removing UIM.**

May cause injuries.

## Handling mobile phones near electronic medical equipment

- These precautions are based on the guidelines produced at the Electromagnetic Compatibility Conference Japan, regarding the protection of electronic medical equipment from radio waves emitted by mobile phone units.

### WARNING



Do

**Obey the following rules inside medical facilities.**

- Do not bring FOMA terminal into operating rooms (ORs), intensive care units (ICUs) or coronary care units (CCUs).
- Turn FOMA terminal OFF in hospital wards.
- Turn FOMA terminal OFF in hospital lobbies and corridors if electronic medical equipment could be nearby.
- If the medical facility has specified zones where use or possession of mobile devices is prohibited, obey those instructions.
- If the function to automatically turn ON the power is set, cancel the setting before turning the power OFF.



Do

**Turn FOMA terminal OFF in crowded trains or other public places where pacemaker or defibrillator wearers could be nearby.**

FOMA terminal's signals may affect the operation of implanted pacemakers or defibrillators, and other devices.





Do

**Wearers of implanted pacemakers or defibrillators must carry and use FOMA terminal at least 22 cm away from the implanted device.**

FOMA terminal's signals may affect the operation of implanted pacemakers or defibrillators, and other devices.



Do

**When electronic medical equipment other than implanted pacemakers or defibrillators are in use outside of medical facilities (such as in home care settings), check with the device manufacturer to determine how the device is affected by electrical signals.**

FOMA terminal's signals may affect the performance of electronic medical equipment.

### Material list

| Part                        | Material         | Surface treatment |
|-----------------------------|------------------|-------------------|
| Charging jack               | SUS              | Gold plating      |
| External connection jack    |                  | Tinning           |
| Movable back panel          |                  | Paint             |
| Screw                       | SWCH16           | Zinc plating      |
| Battery pack connector jack | Beryllium copper | Gold plating      |
| Nameplate attach place      | PC board         |                   |

# Handling precautions

## General

- **Keep water away from the FOMA terminal.**
  - Waterproofness of IPX5 and IPX8 (which exceeds IPX7) are provided on FOMA terminal by firmly closing the external connection jack cap and installing the back cover in a locked state. However it is not completely waterproofed. Do not attach/remove the battery pack in the rain or with waterdrop attached, or do not open/close the external connection jack cap or back cover. Water seepage may cause corrode of inside or malfunction. Accessories and optional devices are not waterproof. Malfunctions deemed to be caused by water are not covered by the warranty. Since these conditions are outside the scope of the warranty, a repair, if at all possible, is charged.
- **Clean FOMA terminal with a dry soft cloth (such as a cloth for eyeglasses).**
  - Rubbing it roughly with a dry cloth may scratch the display.
  - Drops of water or dirt left on the display may cause stains.
  - If FOMA terminal is wiped with alcohol, paint thinner, benzene or detergent, the printing may disappear or color may fade.
- **Clean the jack occasionally with a dry cotton swab etc.**
  - If the jack is soiled, connection gets worse and it may cause power to be turned off or insufficient battery charge, so clean the jack with a dry cotton swab etc. Also, be careful never to damage the jack when cleaning it.
- **Do not place FOMA terminal near an air-conditioner outlet.**
  - The rapid change in temperature may cause condensation, causing internal corrosion and malfunction.
- **When using, be careful not to subject excessive force to FOMA terminal or the battery.**
  - If FOMA terminal is crammed into a brimming bag or placed in a pocket and sat on, display, internal PCBs or battery pack may be damaged or malfunction. And, if external devices are plugged into the external connection jack (earphone/microphone jack), the breakage of the connector or malfunction may result.
- **Carefully read the separate instructions that come with FOMA terminal and adapter.**
- **Do not rub or scrape the display with a metal piece etc.**
  - It may scratch the display, causing malfunction or damage.

## FOMA terminal

- **Avoid extreme temperature.**
  - Use FOMA terminal where the temperature ranges between 5 and 40°C (for more than 36°C, temporary use in bathroom etc. only) and humidity ranges between 45 and 85%.
- **FOMA terminal may affect land-line phones, TVs or radios in use nearby, so use it as far as possible from these appliances.**
- **Maintain a separate record of the data you saved in your FOMA terminal.**
  - If the data is deleted, DOCOMO assumes no responsibility for the loss of any data.
- **Do not drop FOMA terminal or subject it to shocks.**
  - May cause malfunction or damage.
- **Do not plug external devices into the external connection jack (earphone/microphone jack) at a slant, or do not pull it forcibly while it is plugged.**
  - May cause malfunction or damage.
- **Do not close FOMA terminal with the strap etc. held inside.**
  - May cause malfunction or damage.
- **It is normal for FOMA terminal to become warm during use or charging. Continue to use it.**
- **Do not leave FOMA terminal with the camera in areas under strong direct sunlight.**
  - May cause discoloring or burn-in of materials.
- **FOMA terminal should normally be used with the external connection jack cap closed.**
  - Dust and/or water brought into FOMA terminal cause troubles.
- **Do not use FOMA terminal with the back cover removed.**
  - It may cause the battery to come off, or may cause a malfunction or damage.
- **Do not put extremely thick stickers on the display or the key side.**
  - May cause malfunction or damage.
- **While microSD card is being used, do not take the card out and do not turn off FOMA terminal.**
  - May cause data loss or malfunction.

- **Do not bring magnetic cards etc. close to FOMA terminal or clip it with the terminal.**
  - Magnetic data in cash cards, credit cards, telephone cards, floppy disks, etc. may be erased.
- **Do not bring magnetized objects close to FOMA terminal.**
  - Bringing strong magnetism close may cause a malfunction.

## Battery pack

- **The battery pack is a consumable part.**
  - Replace the battery pack if FOMA terminal has extremely short operation time on a full charge, though it may vary by operating conditions. Purchase a new battery pack of the specified type.
- **Charge the battery in an area within the proper ambient temperature range (5-35°C).**
- **The operation time provided by the battery pack varies by the operating environment and battery pack's deterioration.**
- **The battery pack may swell out as it comes to near the end of its lifetime depending on the usage conditions, but it is not a problem.**
- **Be careful especially about the following points when preserving or leaving the battery pack for a long time.**
  - Keeping under the state of the full charge (right after charging ends)
  - Keeping under the state of the empty charge (too exhausted to turn on FOMA terminal)

They may cause the battery pack performance to be degraded or its lifetime to be shortened.

For necessary battery level to keep for a long time, the display of battery icon is a state of approximately 2 or 3 cells.

## Adapter

- **Charge the battery in an area within the proper ambient temperature range (5-35°C).**

- **Do not charge the battery in the areas below.**
  - In areas of excessive humidity, dust or vibrations
  - Near land-line phones or TVs/radios
- **It is normal for the adapter to become hot while charging. Continue to use it.**
- **When using the DC adapter for charging, keep the vehicle engine running.**
  - The vehicle's battery could become flat.
- **When using an outlet with a mechanism preventing unplugging, follow the handling instructions for that outlet.**
- **Do not give strong shock. Do not deform the charging jack.**
  - May cause malfunction.

## UIM

- **Do not use excessive force to install/remove UIM.**
- **Note that DOCOMO assumes no responsibility for malfunctions occurring as the result of inserting and using a UIM with another IC card reader/writer.**
- **Always keep UIM ICs clean.**
- **Clean UIM with a soft, dry cloth (such as a cloth for eyeglasses).**
- **Maintain a separate record of the data you saved in UIM.**
  - If the data is deleted, DOCOMO assumes no responsibility for the loss of any data.
- **To preserve the environment, bring the old UIM to a sales outlet such as docomo Shop.**
- **Take care not to scratch, touch accidentally or short IC.**
  - May cause data loss or malfunction.
- **Do not drop UIM or subject it to shocks.**
  - May cause malfunction.
- **Do not bend UIM or place heavy objects on it.**
  - May cause malfunction.
- **Do not install UIM into FOMA terminal with a label or sticker put on UIM.**
  - May cause malfunction.