

⚠ CAUTION

Do not leave the equipment on unstable or sloping surfaces.

Don't

May cause malfunction or injuries.



Do not store the equipment in extremely humid, dusty or hot areas.

Don't

May cause malfunction.



Do

Children using the equipment should be instructed in proper operation by an adult. Do not allow them to use the equipment without adult supervision.
May cause injuries.



Do

Store the equipment out of reach of small children.

May be accidentally swallowed or cause injuries.



Do

Be careful especially when using FOMA terminal connected to the adapter (including battery charger) continuously for a long time.

If you execute i-appli, use videophone call or watch 1Seg while charging the battery pack, FOMA terminal, battery pack and adapter (including battery charger) may become hot. Directly touching a hot part for a long time, you may have redness, itching or rash on your skin, or it may result in low-temperature burns depending on your constitution and/or health condition.

◆ Handling FOMA terminal**⚠ WARNING**

Don't

Do not direct the infrared data port toward your eye and transmit signals.

May affect your eyes. Faulty operation could result from directing the infrared data port toward other infrared equipment and transmitting signals.



Don't

Do not turn on the light by getting the lighting part closer to other person's eyes.

May impair eyesight. And may cause accidents like injury etc., by dazzling or astounding other people.



Don't

Do not put FOMA terminal in the place such as the dashboard near the air-bag, where the influence of air-bag explosion is expected.

When the air-bag explodes, FOMA terminal may hit yourself or others and could cause injury, equipment malfunction or damage.



Don't

When you use electronic medical equipment, do not keep the terminal in your chest pocket or inside pocket.

Using your FOMA terminal near medical electronic equipment could cause equipment failure.



Don't

Do not put foreign objects such as liquid like water, metal pieces or burnable things into UIM or microSD card slot.

May cause fire, electric shock or malfunction.



Don't

Do not turn on the light aiming directly at the driver of the car etc.

May disturb driving and cause an accident.



Do

Turn FOMA terminal OFF in areas where use is prohibited, such as in airplanes and hospitals.

May cause electronic equipment or electronic medical equipment to fail or malfunction. If the function which automatically turns the power ON is set, cancel the setting before turning the power OFF.

When using the phone in a medical facility, be sure to observe the regulations of the facility. If you do prohibited act such as using the phone in an airplane, you may be punished according to law.



Do

When you talk by setting handsfree, always keep FOMA terminal away from your ear.

And, when connecting the earphone/microphone to FOMA terminal and play a game or music, adjust the volume moderately.

Too loud volume may cause a hearing loss. And, if you cannot hear the sound around you clearly, it may cause an accident.



Do

If you have weak heart, be careful when setting the Vibrate alert (vibration) or alert volume setting.
Could affect heart function.



Do

If it starts thunder while using the terminal outdoors, turn the power OFF immediately, and move to a safe location.

May be subject to lightning strike and could cause electric shock.



Do

Turn FOMA terminal OFF near high-precision electronic control equipment or electronic equipment using low-power signals.

May cause the equipment to fail or malfunction.

* Examples of electronic equipment to avoid.

Hearing aids, implanted pacemakers or defibrillators, other electronic medical equipment, fire alarms, automatic doors and other automatic control equipment.

Users wearing implanted pacemakers or defibrillators or other electronic medical equipment should check with the manufacturer or sales outlet about the effect of radio frequencies on the equipment.



Do

When the display or camera lens is accidentally broken, be careful of broken glass or exposed internal parts of FOMA terminal.

Surfaces of display and camera lens are made of plastic panels and they are structured for the glass not to scatter, however, if you mistakenly touch broken or exposed parts, you may be injured.

CAUTION



Don't

Do not swing FOMA terminal by its strap.

May cause the terminal damage or failure, or injury to yourself or others.



Don't

When using the motion tracking or motion sensor, check the safety around you, hold FOMA terminal firmly, and do not shake it unnecessarily.

The motion tracking and motion sensor are functions to operate by tilting or shaking FOMA terminal. There is a risk that FOMA terminal hits people or objects around you by shaking it too much, causing a serious accident or damage.



Don't

If you put a metal strap or the like to FOMA terminal, be careful not to let the strap hit people or objects around you when performing motion tracking or using motion sensor.

Accidents such as injury, malfunction or damage may result.



Don't

Do not place magnetic disks or cards with magnetic stripes near FOMA terminal or place inside and fold the terminal.

Data stored on media such as cash cards, credit cards, telephone cards and floppy disks may be erased if the storage medium is placed near the phone.



Don't

Do not bring magnetized objects close to FOMA terminal.

Bringing strong magnetism close may cause a malfunction.



Don't

If the display part is accidentally broken and liquid crystal leaks out, do not put the liquid in your mouth, inhale, or make contact with your skin. If the liquid gets into your eyes or mouth, rinse it with clean water and see a doctor immediately.

And, if the liquid adheres to skin or clothing, use alcohol etc. to wipe it off, then wash with soap.

May cause loss of sight or skin problems.



Don't

Do not bring the speaker close to your ear when the ring alert is sounding or you are playing a melody with FOMA terminal.

May cause hearing loss.



Do

In rare cases, using the phone in some vehicle models can cause the vehicle's electronic equipment to malfunction or fail.

In this case, do not use the phone because it may hamper safe driving.



Do

Mobile phones can give some users skin problems such as itching, allergic reactions or rashes. If you develop skin problems, stop using the phone immediately, and see a doctor. FOMA terminal contains metal in the parts below.

Part	Material	Surface treatment
Charging jack	Copper	Gold plating
Slide and swing module	SUS	Black coating
Widget key	PC-ABS	Metal evaporation
Lock plate of back cover	SUS	None
Screw to fix slide and swing module	Copper	Black nickel plating
Screw to fix a case	Steel	Zinc plating



Do

When opening or closing FOMA terminal, take care not to have your fingers or strap caught by the terminal. May cause injuries or damages.



Do

When watching 1Seg, take a certain distance from the display in a fully bright place. May cause your eyesight to be impaired.

◆ Handling battery pack

- Check that the battery type matches the type displayed on the battery pack label.

Display	Battery type
Li-ion 00	Li-ion battery

DANGER



Don't

Do not connect a wire or other metal objects to the jack. And, do not carry or store FOMA terminal with objects like a metal necklace.

May cause the battery pack to leak, heat, burst or ignite.



Don't

Do not try to force the battery pack onto FOMA terminal if you are having trouble installing it. Always install it after checking that it is correctly oriented.

May cause the battery pack to leak, heat, burst or ignite.



Don't

Do not throw the battery pack into the fire.

May cause the battery pack to leak, heat, burst or ignite.



Don't

Do not nail the battery pack, hit with a hammer or step on it.

May cause the battery pack to leak, heat, burst or ignite.



Do

If the battery pack's fluid contacts eyes, immediately flush the eyes with clean water and see a doctor right away. Do not rub the eyes.

May cause loss of sight.

⚠ WARNING

Don't

If the battery pack seems to have abnormalities such as deformation or scratches due to an external impact or falling, stop using it immediately.

May cause the battery pack to leak, heat, burst or ignite, and the equipment to malfunction or catch fire.



Do

If the battery pack does not have a full charge after being charged for the specified time, stop charging it.

May cause the battery pack to leak, heat, burst or ignite.



Do

If the battery pack leaks or gives off a strange smell, immediately remove it from the vicinity of open flames.

The vapors from leaking battery pack fluid may ignite or explode.



Do

Be careful not to let your pet bite the battery pack.

May cause the battery pack to leak, heat, burst or ignite, and the equipment to malfunction or catch fire.

⚠ CAUTION

Don't

Do not discard old battery packs together with other garbage.

May cause igniting or environmental destruction. Tape the terminals of old battery packs to insulate them, and then bring them into a sales outlet such as docomo Shop. If your local municipality has a battery recycling program, dispose of them as provided for.



Don't

Do not charge a wet battery pack.

May cause heat generation, ignition or rupture of the battery pack.



Do

If the battery pack's fluid contacts skin or clothes, immediately flush the contacted area thoroughly with clean water.

May hurt the skin.

◆ Handling optional devices (AC Adapter/DC Adapter/Desktop Holder/In-Car Holder)

⚠ WARNING

Don't

Do not use the adapter (including battery charger) cord or power cord if it gets damaged.

May cause electric shock, heat or fire.



Don't

Do not use the AC adapter or desktop holder in a bathroom or other highly humid area.

May cause electric shock.



Don't

Always use the DC adapter with a negative-ground vehicle. Do not plug it into a positive-ground vehicle.

May cause fire.



Don't

When it starts to thunder, do not touch FOMA terminal and adapter (including battery charger).

May be subject to lightning strike and could cause electric shock.



Don't

Do not short the charging jack while it is connected to the outlet or cigarette lighter socket. Do not touch the charging jack with a part of your body such as your hand or finger.

May cause fire, malfunction, electric shock or injuries.



Don't

Place battery charger and desktop holder in a stable location while charging. Do not cover or wrap battery charger and desktop holder with a cloth, blanket, etc.

May cause FOMA terminal to be removed or the optional devices to be heated, resulting in fire or troubles.



Don't

Do not place heavy objects on the adapter (including battery charger) cord or power cord.

May cause electric shock or fire.



No wet hands

Do not touch the adapter (including battery charger) cord or outlet with wet hands.

May cause electric shock.



Do

Only use with the specified power source and voltage.

If incorrect voltage is used, this may cause fire or failure. When using FOMA terminal overseas, use AC Adapter for global use.

AC adapter : AC100V

DC adapter : 12 or 24V DC (specific for negative ground vehicle)

AC adapter for global use : Between 100V and 240V AC (Connect to the AC outlet for internal household use)



Do

If the DC adapter's fuse blows, replace it only with the specified fuse.

Using other fuses may cause fire or equipment failure. For the specified fuse, see the instructions that come with the DC adapter.



Do

Wipe off any dust that accumulates on the power plug.

May cause fire.



Do

When you connect the AC adapter to an outlet, make sure not to touch with metal such as metal straps and firmly connect to the outlet.

May cause electric shock, electrical short or fire.



Do

When you disconnect the adapter (including battery charger) from the outlet or cigarette lighter socket, do not pull the adapter (including battery charger) cord or power cord with excessive force; instead hold the plug to disconnect.

Pulling the cord could damage it, possibly leading to electric shock or fire.



Unplug

Always remove the power plug from the outlet when not using the adapter for an extended period.

May cause electric shock, fire or malfunction.



Unplug

Immediately remove the power plug from the outlet or cigarette lighter socket if water or other fluids get into the adapter.

May cause electric shock, smoke or fire.



Unplug

Always remove the power plug from the cigarette lighter socket when cleaning the equipment.

May cause electric shock.

◆ Handling UIM

⚠ CAUTION



Do

Be careful of the cut surface when removing UIM (ICs).

May hurt hands or fingers.

◆ Handling mobile phones near electronic medical equipment

- These precautions are based on the guidelines produced at the Electromagnetic Compatibility Conference Japan, regarding the protection of electronic medical equipment from radio waves emitted by mobile phone units.

⚠ WARNING



Do

Obey the following rules inside medical facilities.

- Do not bring FOMA terminal into operating rooms (ORs), intensive care units (ICUs) or coronary care units (CCUs).
- Turn FOMA terminal OFF in hospital wards.
- Turn FOMA terminal OFF in hospital lobbies and corridors if electronic medical equipment could be nearby.
- If the medical facility has specified zones where use or possession of mobile devices is prohibited, obey those instructions.
- If the function to automatically turn ON the power is set, cancel the setting before turning the power OFF.



Do

Turn FOMA terminal OFF in crowded trains or other public places where pacemaker or defibrillator wearers could be nearby.

FOMA terminal's signals may affect the operation of implanted pacemakers or defibrillators, and other devices.



Do

Wearers of implanted pacemakers or defibrillators must carry and use FOMA terminal at least 22 cm away from the implanted device.

FOMA terminal's signals may affect the operation of implanted pacemakers or defibrillators, and other devices.



Do

When electronic medical equipment other than implanted pacemakers or defibrillators are in use outside of medical facilities (such as in home care settings), check with the device manufacturer to determine how the device is affected by electrical signals.

FOMA terminal's signals may affect the performance of electronic medical equipment.

Handling precautions

◆ General

- **Do not get FOMA terminal etc. wet**
 - FOMA terminal, battery back, adapter (including battery charger) and UIM are not water-proof. Do not use them in extremely humid places such as a bath, and do not expose them to rain. When you carry the terminal close to your body, dampness from sweat may cause internal corrosion and malfunction. Malfunctions deemed to have been caused by water are not covered by the warranty, and repairs may not be possible. Since these conditions are outside the scope of the warranty, a repair, if at all possible, is charged.
- **Clean FOMA terminal with a dry soft cloth (such as a cloth for eyeglasses).**
 - The display of FOMA terminal may have been applied special coating to improve clearness of the color LCD. When cleaning FOMA terminal, rubbing it roughly with a dry cloth can scratch the display. Take care when handling the unit, and clean it with a dry soft cloth (such as a cloth for eyeglasses). Drops of water or dirt left on the display can cause stains or remove the coating.
 - If FOMA terminal is wiped with alcohol, paint thinner, benzine or detergent, the printing may disappear or color may fade.
- **Clean the jack occasionally with a dry cotton swab.**
 - If the jack is dirty, the contact may become poor and the power may shut OFF. A dirty jack can result in poor charging, so clean it with a dry cloth or cotton swab.
- **Do not place FOMA terminal near an air-conditioner outlet.**
 - The rapid change in temperature may cause condensation, causing internal corrosion and malfunction.
- **When using, be careful not to subject excessive force to FOMA terminal or the battery.**
 - If FOMA terminal is crammed into a brimming bag or placed in a pocket and sat on, display, internal PCBs or battery pack may be damaged or malfunction. And, if external devices are plugged into the external connection jack (earphone/microphone jack), the breakage of the connector or malfunction may result.
- **Carefully read the separate instructions that come with FOMA terminal, adapter (including battery charger) and desktop holder.**
- **Do not rub or scrape the display with a metal piece etc.**
 - It may scratch the display, causing malfunction or damage.

- **Do not press the surface of the touch panel strongly or operate it with sharp objects such as a nail, a ballpoint pen and a pin.**
 - It may damage the touch panel.

◆ FOMA terminal

- **Avoid extreme temperature.**
 - Use FOMA terminal where the ambient temperature ranges between 5 and 35°C and humidity ranges between 45 and 85%.
- **FOMA terminal may affect land-line phones, TVs or radios in use nearby, so use it as far as possible from these appliances.**
- **Maintain a separate record of the data you saved in your FOMA terminal.**
 - If the data is deleted, DOCOMO assumes no responsibility for the loss of any data.
- **Do not drop FOMA terminal or subject it to shocks.**
 - May cause malfunction or damage.
- **Do not plug external devices into the external connection jack (earphone/microphone jack) at a slant, or do not pull it forcibly while it is plugged.**
 - May cause malfunction or damage.
- **Do not close FOMA terminal with the strap etc. held inside.**
 - May cause malfunction or damage.
- **It is normal for FOMA terminal to become warm during use or charging. Continue to use it.**
- **Do not leave FOMA terminal with the camera in areas under strong direct sunlight.**
 - May cause discoloring or burn-in of materials.
- **FOMA terminal should normally be used with the external connection jack cap and the microSD card slot cover closed.**
 - Dust and/or water brought into FOMA terminal cause troubles.
- **Do not use FOMA terminal with the back cover removed.**
 - It may cause the battery to come off, or may cause a malfunction or damage.
- **Do not attach labels or stickers on the exposed rear side of the FOMA terminal display.**
 - Labels or stickers may get stuck when FOMA terminal is opened/closed causing malfunction or damage.
- **Do not put strong impact on the fingerprint sensor or scratch its surface.**
 - It may cause malfunction of fingerprint sensor and disable authentication operation and pointing operation.
- **Clean the fingerprint sensor with a dry soft cloth (such as a cloth for eyeglasses).**

- If the fingerprint sensor is dirty or water is sit on its surface, the sensor does not read fingerprints, decreases its authentication performance, erroneously operates authentication function with no finger on it, disables pointing operation.
- **While microSD card is being accessed, do not take the card out and do not turn off FOMA terminal.**
 - It may cause data loss or malfunction.

◆ Battery pack

- The battery pack is a consumable part.
 - Replace the battery pack if FOMA terminal has extremely short operation time on a full charge, though it may vary by operating conditions. Purchase a new battery pack of the specified type.
 - Charge the battery in an area within the proper ambient temperature range (5-35 °C).
 - Always charge before using it for the first time or after extended disuse.
 - The operation time provided by the battery pack varies by the operating environment and battery pack's deterioration.
 - The battery pack may swell out as it comes to near the end of its lifetime depending on the usage conditions, but it is not a problem.
 - Be careful especially about the following points when preserving or leaving the battery pack for a long time.
 - Keeping under the state of the full charge (right after charging ends)
 - Keeping under the state of the empty charge (too exhausted to turn on FOMA terminal)They may cause the battery pack performance to be degraded or its lifetime to be shortened.
- For necessary battery level to keep for a long time, the display of battery icon is a state of approximately 2 or 3 cells.

◆ Adapter (including battery charger)

- Charge the battery in an area within the proper ambient temperature range (5-35 °C).
 - Do not charge the battery in the areas below.
 - In areas of excessive humidity, dust or vibrations
 - Near land-line phones or TVs/radios
- It is normal for the adapter (including battery charger) to become warm while charging. Continue to use it.
- When using the DC adapter for charging, keep the vehicle engine running.
 - The vehicle's battery could become flat.
- When using an outlet with a mechanism preventing unplugging, follow the handling instructions for that outlet.
- Do not give strong shock. Do not deform the charging jack.
 - May cause malfunction.


◆ UIM

- Do not use excessive force to install/remove UIM.
- It is normal for UIM to become warm during use. Continue to use it.
- Note that DOCOMO assumes no responsibility for malfunctions occurring as the result of inserting and using a UIM with another IC card reader/writer.
- Always keep UIM ICs clean.
- Clean UIM with a soft, dry cloth (such as a cloth for eyeglasses).
- Maintain a separate record of the data you saved in UIM.
 - If the data is deleted, DOCOMO assumes no responsibility for the loss of any data.
- To preserve the environment, bring the old UIM to a sales outlet such as docomo Shop.
- Avoid extreme temperature.
- Take care not to scratch, touch accidentally or short IC.
 - May cause data loss or malfunction.
- Do not drop UIM or subject it to shocks.
 - May cause malfunction.
- Do not bend UIM or place heavy objects on it.
 - May cause malfunction.
- Do not install UIM into FOMA terminal with a label or sticker put on UIM.
 - May cause malfunction.

◆ Bluetooth devices

- This FOMA terminal is equipped with the security features, that are compliant with Bluetooth standards for communication via Bluetooth. However, depending on the settings, there may not be enough security. Be aware of security risks when using Bluetooth.
- DOCOMO assumes no responsibility for any information which may be leaked during communication via Bluetooth.
- You can use handsfree, headset, audio, dial-up connection, object push and serial port devices with FOMA terminal. An audio/video remote control may be available with an audio device (only Bluetooth compatible devices).
- Frequency bands
Frequency bands used by FOMA terminal Bluetooth function are as below.



- ① 2.4 : Radio equipment that uses the 2400 MHz band.
- ② FH : The modulation is the FH-SS method.
- ③ 1 : The expected interference distance is 10 m or shorter.
- ④  : All bandwidths between 2400 MHz and 2483.5 MHz are used, and the bandwidth used by mobile object identification devices cannot be avoided.

Cautions on using Bluetooth devices

In the bandwidth used by this handset, in addition to home electric appliances such as a microwave oven and industrial/scientific/medical devices, in-plant radio stations used to identify mobile objects used in production lines of a factory that require a license, specified low power radio stations, or amateur radio stations that do not require a license (hereafter "other radio stations") can be in operation.

1. Before using this terminal, check whether other radio stations are in operation in your neighborhood.
2. If radio wave interference occurs between the terminal and "other radio stations", use the terminal in a different location or "Turn the power OFF" to avoid the radio wave interference.
3. For more detailed information, contact "General Inquiries" using the phone number on the back of this manual.

◆ FeliCa reader/writer

- FeliCa reader/writer function of FOMA terminal uses weak waves requiring no licenses for radio stations.
- It uses 13.56 MHz frequency band. When using other reader/writers in your surroundings, keep FOMA terminal away sufficiently from them. Before using the FeliCa reader/writer, confirm that there are no radio stations using the same frequency band nearby.


◆ CAUTION

- Do not use a remodeled FOMA terminal. Using a remodeled terminal violates the Radio Law.
FOMA terminal is certified according to technical standard conformance of specified wireless equipment based on the Radio Law, and as a proof of it, the "Technical Compliance Mark" is depicted on the engraved sticker of FOMA terminal.
If you remodel FOMA terminal by removing its screws, your certification of technical standard conformance becomes invalid.
Do not use FOMA terminal with its certification of technical standard conformance invalid as it violates the Radio Law.
- Be careful when you use FOMA terminal while driving a car etc.
Using a mobile phone while driving is subject to penal regulations.
If you inevitably receive a call, tell the caller that you will "call back" by handsfree, then park in a safe place and call back.
- Use the Bluetooth function only in Japan.
The Bluetooth function of the FOMA terminal is compliant with wireless standards and is authorized for use only in Japan.
If you use this function overseas, you may be punished.
- Use FeliCa reader/writer function only in Japan.
FeliCa reader/writer function of FOMA terminal conforms to Japanese radio standards.
If you use this function overseas, you may be punished.

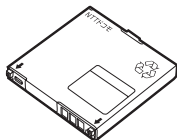
Accessories and main options

<Basic package>


F-09A
(including Back Cover F40 and the written warranty)



Battery Pack F10

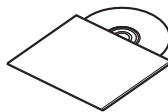


Instruction manual



* Quick Manual is appended
on PXXX.


CD-ROM for F-09A



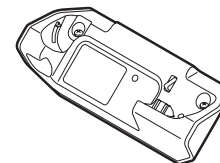
* The PDF version of "Manual for PC Connection" and
"Kuten Code List" are contained in the CD-ROM.

<Optional accessories>

FOMA AC Adapter 01/02
(including written warranty and
operation manual)



Desktop Holder F31
(including operation manual)

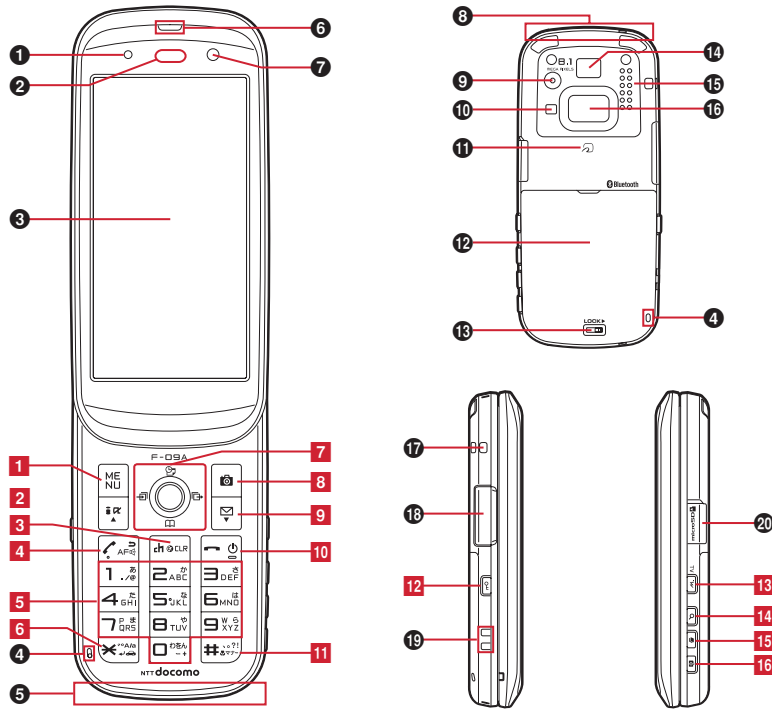


Other optional accessories → PXXX

Before Using the Handset

Part names and functions	24
Available FOMA terminal usage styles	28
Viewing display	30
Selecting functions from menu	35
Selecting functions using touch operation	Touch panel 39
Using fingerprint sensor for pointing operation	Pointing device 48
Using motion sensor	49
Using UIM (FOMA card)	50
Attaching/Removing battery pack	52
Charging	54
Checking battery level	Remaining battery level 57
Checking deterioration of battery	Self-check 58
Turning power ON/OFF	Power ON/OFF 58
Changing screen display to English	Select language 59
Setting date and time	Date & time 60
Notifying the other party of your phone number	Caller ID notification 60
Checking your own phone number	User information 61

Part names and functions



<Using Earphone>

Connect an optional external connection jack compatible earphone.
 When using an earphone that is non-compliant to external connection jack, connect an optional plug adapter to use it.

