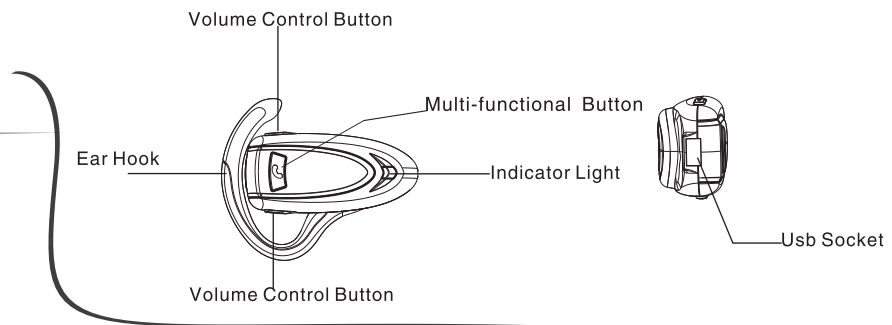


FJ880 Quick Start

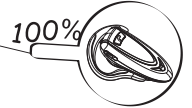


How to Power On/Off your Headset

To Power Your Headset On/Off

Operation step:

Press and hold the multi functional Button for 5–6 seconds until the blue light keeps on, then release.



Pairing Your Headset and Mobile Phone

With the headset and mobile phone putting near each other:

Operation steps:

- 1 With headset off, hold multi functional Button for 5–6 seconds until the LED blue light keeps on .
- 2 Find a device discovery from the mobile phone. As to details on device discovery for your mobile phone, refer to the mobile phone user's guide. When the scan is complete, the mobile phone displays "devices found".
- 3 Select the FJ880 from the discovered device list and perform according to the clues on mobile phone.
- 4 During the confirmation of the cell phone, enter the password "0000" and confirm that it has been paired successfully with the headset. The device ID has now been stored in the mobile phone's memory. Pairing is successful when the headset indicator flashes several times rapidly.



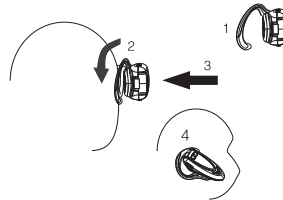
Wearing Your Headset

Note: In packing box, the headset is set up to wear on your right ear.

To place the headset on your ear:

Operation steps:

- 1 Open the earhook (90 degree from the headset).
- 2 Loop the earhook behind your ear.
- 3 Press the headset to your ear.
- 4 Point the microphone toward your mouth.

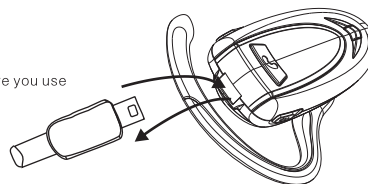


Charging Your Headset

Operation steps:

FJ880 Bluetooth headset uses a rechargeable battery that must be charged fully before you use the headset for the first time.

- 1.Plug the AC charging adaptor into the headset's charging socket.
- 2.Plug the AC adaptor into the electrical source.
- 3.Charge is completed until the red light on the indicator quenches automatically
- 4.The bluetooth headset will be fully charged in approximately 2 hours.
- 5.Remove AC charging adaptor from the headset.



FCC NOTE:

THE MANUFACTURER IS NOT RESPONSIBLE FOR ANY RADIO OR TV INTERFERENCE CAUSED BY UNAUTHORIZED MODIFICATIONS TO THIS EQUIPMENT. SUCH MODIFICATIONS COULD VOID THE USER'S AUTHORITY TO OPERATE THE EQUIPMENT.

APPLICANT: SHENZHEN FULL-JOIN TECHNOLOGY CO., LTD.

FCC ID: UKF-FULLJOIN-002

This device complies with Part 15 of the FCC Rules. Operation is subject to the following two conditions: (1) this device may not cause harmful interference, and (2) this device must accept any interference received, including interference that may cause undesired operation.

APPLICANT: SHENZHEN FULL-JOIN TECHNOLOGY CO., LTD.
FCC ID: UKF-FULLJOIN-002