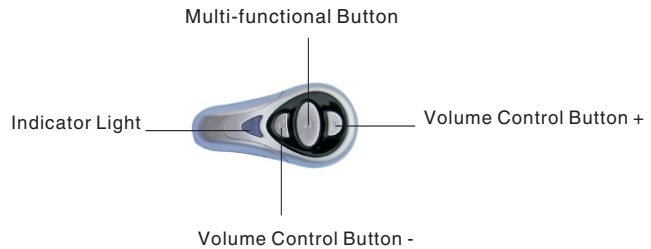


## Fj890 Quick Start



### How to Power On/Off your Headset

#### To Power Your Headset On/Off

##### Operation step:

Press and hold the multi functional Button for 5–6 seconds until you hear a long sound(Do~), meantime you can see alternative red & blue light, then release..

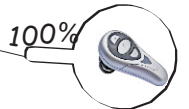


### Pairing Your Headset and Mobile phone

#### With the headset and mobile phone putting near each other:

##### Operation steps:

1. With headset off, hold multifunctional Button for 5–6 seconds until the LED red & green light flashes alternately.
2. Perform a discovery device from the mobile phone. For details on device discovery for your mobile phone, please refer to the mobile phone user's guide. When the scan is complete, the mobile phone displays "devices found".
3. Select the FJ890 from the discovered device list and perform according to the clues on the mobile phone.
4. During the confirmation of the mobile phone, enter the password "0000" and confirm that the headset has been paired successfully with the headset. The device ID has now been stored in the mobile phone's memory. Pairing is successful when the headset indicator flashes several times rapidly.



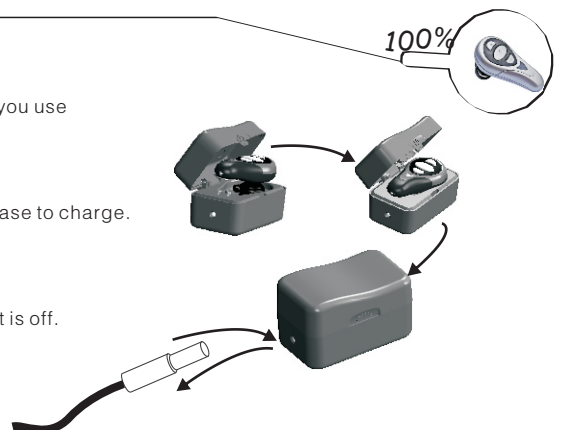
### Charging Your Headset

##### Operation steps:

FJ890 Bluetooth headset uses a rechargeable battery that must be charged fully before you use the headset for the first time.

1. Put the Bluetooth headset in the charging case and covers it.
2. Plug the AC adaptor into the electrical source and put the DC head into the charging case to charge.
4. The bluetooth headset will be fully charged in approximately 2 hours.
5. Remove AC charging adaptor from the headset.

Notification: The bluetooth headset must be charged another 1.5 hours after the LED light is off.



To learn more Full-Join Bluetooth Headset information, do not hesitate to visit our website: [www.full-join.com](http://www.full-join.com)

FCC NOTE:

THE MANUFACTURER IS NOT RESPONSIBLE FOR ANY RADIO OR TV INTERFERENCE CAUSED BY UNAUTHORIZED MODIFICATIONS TO THIS EQUIPMENT. SUCH MODIFICATIONS COULD VOID THE USER'S AUTHORITY TO OPERATE THE EQUIPMENT.

APPLICANT: SHENZHEN FULL-JOIN TECHNOLOGY CO., LTD.  
FCC ID: UKF-FULLJOIN-003

THIS DEVICE COMPLIES WITH PART 15 OF THE FCC RULES.

OPERATION IS SUBJECT TO THE FOLLOWING TWO CONDITIONS:

(1) THIS DEVICE MAY NOT CAUSE HARMFUL INTERFERENCE, AND

(2) THIS DEVICE MUST ACCEPT ANY INTERFERENCE RECEIVED,

INCLUDING INTERFERENCE THAT MAY CAUSE UNDESIRE OPERATION.