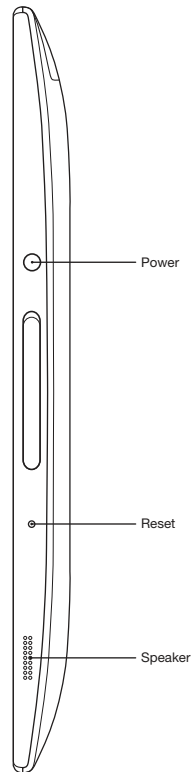
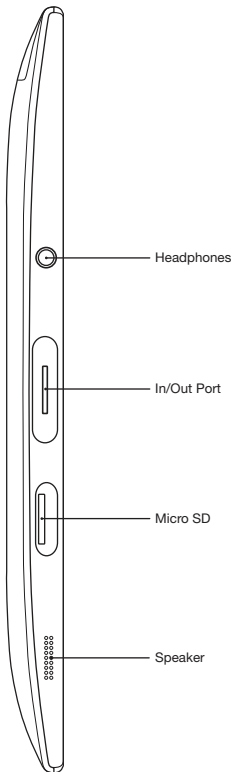



# Grid 10

Congratulations on your new Grid10 device!  
In the next few pages, you will quickly get to know about your new device and its features.

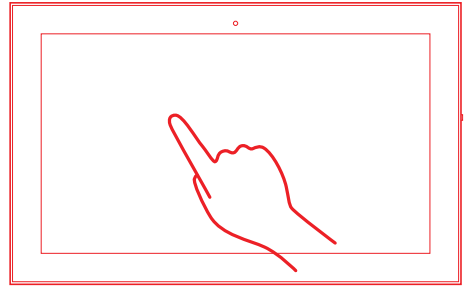
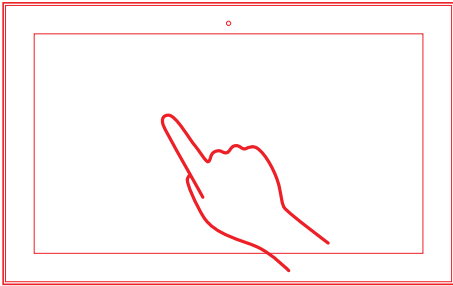
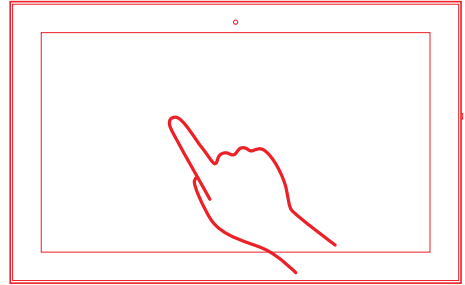
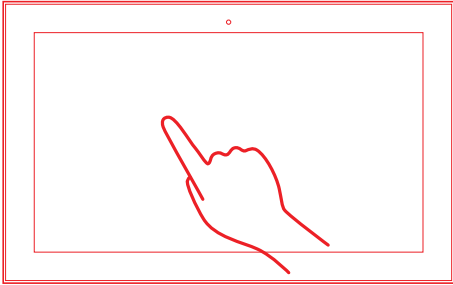
Read this carefully as it contains vital information on the proper use of your device. When you first switch on the Grid10 there will be a procedure to help you set up the device, check for updates, create a Fusion Garage account and configure your other accounts. Finally, you will be invited to watch a brief tutorial about the device.

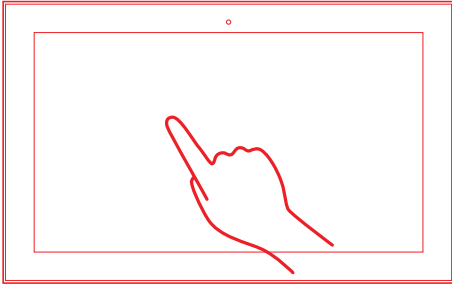
You should charge your device for a full 5 hours before any extensive use of the battery.





NOTE: This device display will not rotate when the device is upside down.





---

### **The Grid launcher**

To launch applications in Grid10, use the Grid launcher. Also known as the home screen, the launcher allows you to browse, organize and manage your applications. To help you understand where you are in the Grid launcher, you will notice there is a miniature Grid map to keep you situated. You can create groups of applications, called clusters, and you can customize your launcher background by pressing the configuration button under the Grid map. In Edit mode, you can also move applications between clusters and even move the clusters themselves.

### **Status bar and TaoBar**

The status bar, located at the top of most Grid10 screens, shows indicators and widget controls for wireless networks, notifications, music playback and volume control. The TaoBar is a unique feature in the Grid10 that shows details on your current notifications, events and ongoing sensor information. It also offers suggestions that might be of interest for example while listening to music it suggests music from similar artists. At lunchtime, it suggests nearby places to eat.

### **Configure your device**

The Settings application can be found on the Grid launcher. You can examine and configure options about various aspects of the system such as wireless network access, date and time, display brightness and privacy settings. You can also link your Grid10 to popular Web Social Media sites in the external accounts configuration page.

## **Surf the web**

The Grid Browser presents the Web in a powerful and new way. The browser controls are not normally visible, but tapping anywhere on the screen reveals the address bar, the tabs dial and the control cluster. The address bar lets you enter the website or search term you are looking for, while the tabs dial lets you switch and manage open browser tabs. The control cluster contains bookmarks and history viewers, along with other supporting features you would expect from any browser. The controls automatically hide again after use.

When browsing a web page, you can select text by pressing and holding on the desired text. The text selection markers appear and let you adjust the selection with ease. Once selected, tap on the text to get the QuickNav with options for the selection. The Search option provides context-sensitive links and search information about the selected text.

## **Import your data from the cloud**

To make it easier to start using the Grid10, you can configure it to import data from online services. There is support for Google and Yahoo!, including the e-mail, contacts and calendar services they provide. You can also enter your Facebook, Twitter and Flickr accounts, for greater integration of all your messages, contacts and photos. You can also configure e-mail services from other providers using POP or IMAP. The Grid10 also automatically links to a free online address book and calendar.

## **Work with contacts**

The Contacts application will list your contacts from all the different sources you have configured. Enjoy the default grid view of the contacts, showing off your friends pictures that were imported from Google or Facebook. When you want more detailed information on a particular contact, just tap on the contact to see the full card, along with a stream of social media messages and updates between you.

## **Send and receive messages**

The Grid Message Center integrates your e-mail, Facebook and Twitter accounts. If you have a SIM card on your device, the Message Center also sends and receives SMS and MMS messages. You can see all your messages aggregated in a single, universal inbox or by specific account. You will also enjoy the message grid view, where the Grid10 learns what are the most important messages and contacts and lays them out with more relevance.

## **Enjoy your music, videos and photos**

The Grid10 is a fantastic place for you to enjoy your videos, photos and music. You can load media on your device using the GridDesktop application on your PC or Mac or by copying it to a compatible SD Card and inserting it in the device. The content is automatically presented in the applications in the Media cluster of the Launcher. In the Music app, you can browse, listen and organize your songs into playlists. In the Videos app, you can browse, watch and organize your video content into playlists. If you configured a Facebook or a Twitter account, both Music and Video apps let you share your thoughts on the song or video you are watching with your friends. The Photos app lets you can browse, view and organize your photo library into events and albums. If you configured a Flickr or Facebook account, Photos will also let you view your photos stored online, as well as upload new photos.

## **Keep your device updated**

The Grid10 automatically notifies you when software updates are available. If you want to manually check for updates, just open the Settings application and go to About Grid10>System Updates. If and when an update is found, make sure you connect the device to a power source and follow the instructions on the screen.

### **Operating Temperature & Rating Output**

Operating temperature: 10 ~ 35 degrees Celsius

Rating output: 19V, 2.1A

### **Regulatory Notices**

#### **Class B: FCC Warning!**

This equipment has been tested and found to comply with the limits for a Class B digital device, pursuant to part 15 of the FCC Rules. These limits are designed to provide reasonable protection against harmful interference in a residential installation. This equipment generates, uses and can radiate radio frequency energy and, if not installed and used in accordance with the instructions, may cause harmful interference to radio communications. However, there is no guarantee that interference will not occur in a particular installation. If this equipment does cause harmful interference to radio or television reception, which can be determined by turning the equipment off and on, the user is encouraged to try to correct the interference by one or more of the following measures:

- Reorient or relocate the receiving antenna.
- Increase the separation between the equipment and receiver.
- Connect the equipment into an outlet on a circuit different from that to which the receiver is connected.
- Consult the dealer or an experienced radio/TV technician for help.

This device complies with part 15 of the FCC Rules.

Operation is subject to the following two conditions: (1)

This device may not cause harmful interference, and (2)

this device must accept any interference received, including interference that may cause undesired operation. other antenna or transmitter.

### **CAUTION:**

Any changes or modifications not expressly approved by the grantee of this device could void the user's authority to operate the equipment.

### **RF exposure warning**

The equipment complies with FCC RF exposure limits set forth for a uncontrolled environment. The equipment must not be co-located or operating in conjunction with any other antenna or transmitter.

SAR Value:

1.33W/kg (3G)

0.472W/kg (WLAN)

Use only shielded cables to connect I/O device to this equipment. You are cautioned that changes or modifications not expressly approved by the party responsible for compliance could void your authority to operate the equipment.

NOTE: This device does not provide wireless hotspot services.



## Trademarks & Licensing

Grid10 is a trademark of Fusion Garage Pte Ltd  
MPEG Layer-3 audio decoding technology licensed from  
Fraunhofer IIS and Thomson.  
Bluetooth® is a registered trademark of the Bluetooth SIG,  
Inc worldwide.

Bing® is a registered trademark of the Microsoft group of  
companies.

Contains iType™ from Monotype Imaging Inc.  
MPEG LA

Google Mail™ is a trademark of Google, Inc.

Facebook

Twitter

Yahoo!

Flickr

This product uses the Flickr API but is not endorsed or  
certified by Flickr.

All other trademarks and copyrights are the property of their  
respective owners

## Terms & Conditions Fusion Garage

### One Year Limited Warranty

The following Terms & Conditions will apply to your Grid10  
("Product").

### Terms & Conditions

**1.** This Limited Warranty is only valid and enforceable in the  
country where you have purchased the Product provided  
that Fusion Garage Pte. Ltd. (the Company) has intended  
and directly marketed the Product for sale in that country.  
**2.** The warranty period of the Product commences from the  
date of the original purchase of the Product by the first  
end-user. The Product may consist of several different parts  
and different parts may be covered by different warranty  
periods. The applicable warranty periods are twelve (12)  
months for any mobile device and six (6) months for  
accessories (including batteries) included in the mobile  
device sales package.

**3.** If a hardware defect arises and a valid claim is received  
within the applicable warranty period, the Company will  
repair the hardware defect at no charge, using new parts or  
refurbished parts that are equivalent to new in performance  
and reliability.

**4.** Our decision on all questions relating to complaints as a  
result of defects, either in respect of workmanship or  
materials, shall be conclusive and you agree to abide by our  
decision. Any unit or defective part which has been replaced  
shall become our property.

**5.** The Company reserves the right to charge a service fee for  
any repair/service of any nature that is not covered by this  
Limited Warranty.

This Limited Warranty does not cover:

- (a)** any damage resulting from accident, misuse, abuse,  
alteration, tampering or failure of the purchaser to follow  
normal operating procedures outlined in the user's manual;
- (b)** any defect or damage due to spillage of food/liquids or  
wrong usage of electrical supply & voltage;
- (c)** any damage, loss, defect or malfunction as a result of fire,  
flood, earthquakes or other Acts of God;
- (d)** any data loss or corruption due to any defect in the  
Product;
- (e)** any defect and damage arising from improper testing,  
operation, demonstration, maintenance, installation,  
adjustment or any alteration or modification of any kind;
- (f)** any cosmetic damage or deterioration or normal wear and  
tear, corrosion, rusting or stains;
- (g)** general maintenance & routine servicing;
- (h)** claims for damaged/missing parts after 7 days from the  
original date of purchase;
- (i)** if any part or parts of the unit are replaced with a part or  
parts not supplied or approved by us or the unit has been  
dismantled or serviced by any person other than a technician  
authorised by the Company;
- (j)** any Product which has its serial number removed,  
defaced or tampered with; and
- (k)** damage or malfunctions caused by accident,  
disaster, misuse, abuse, negligence or other external  
causes; third-party products; Internet or telecommunications

failure; commercial use; unauthorised opening, use, service, tampering, alteration, repair or modification; or inadequate packing or shipping procedures (without prejudice to the foregoing provisions of this Limited Warranty);

Please note that opening the back cover of this Product to change the battery or back cover will void this Limited Warranty, except to the extent that such opening is done through a customer-accessible opening and in accordance with the instructions provided with this Product.

This Limited Warranty applies to this Product only (i.e. hardware), and not the software within the Product. Similarly, this Limited Warranty does not cover downloaded data or materials, or accessories and peripherals, except as expressly provided above.

#### **Disclaimer**

TO THE EXTENT PERMITTED BY APPLICABLE LAW, THIS LIMITED WARRANTY AND THE REMEDIES SET FORTH ABOVE ARE EXCLUSIVE AND IN LIEU OF ALL OTHER WARRANTIES, REMEDIES AND CONDITIONS, WHETHER ORAL, WRITTEN, STATUTORY, EXPRESS OR IMPLIED. TO THE EXTENT PERMITTED BY APPLICABLE LAW, THE COMPANY SPECIFICALLY DISCLAIMS ANY AND ALL WARRANTIES AND CONDITIONS NOT EXPRESSLY PROVIDED FOR IN THIS LIMITED WARRANTY, INCLUDING, WITHOUT LIMITATION, WARRANTIES OF MERCHANTABILITY, NON-INFRINGEMENT, SECURITY, FITNESS FOR A PARTICULAR PURPOSE AND AGAINST HIDDEN OR LATENT DEFECTS.

#### **Modification**

No employee or representative of the Company or its affiliates or any third party is authorised to make any modification, extension or addition to this Limited Warranty. If any term of this Limited Warranty is held to be illegal or unenforceable, the remaining terms of this Limited Warranty will remain in full force and effect.

#### **Exclusion of Indirect Damage**

TO THE MAXIMUM EXTENT PERMITTED BY LAW, NEITHER THE COMPANY NOR ITS AFFILIATES NOR ITS LICENSORS WILL BE LIABLE TO YOU OR ANY THIRD PARTY FOR ANY CONSEQUENTIAL, SPECIAL, INCIDENTAL, PUNITIVE OR OTHER INDIRECT DAMAGES ARISING FROM, RELATING TO OR CONNECTED WITH YOUR PURCHASE OR USE OF THIS PRODUCT, INCLUDING, WITHOUT LIMITATION, LOST PROFITS, LOST REVENUE OR LOST DATA, REGARDLESS OF THE CAUSE OF ACTION ON WHICH THE CLAIM IS BASED, INCLUDING, WITHOUT LIMITATION, NEGLIGENCE, TORT, CONTRACT, STRICT LIABILITY, PRODUCT DEFECT OR MISREPRESENTATION, EVEN IF ADVISED OF THE POSSIBILITY OF SUCH DAMAGES OCCURRING, AND EVEN IF ANY REMEDY FAILS OF ITS ESSENTIAL PURPOSE.

The laws of Singapore will apply to this Limited Warranty. Important note to consumer: Do not open or in any way dismantle the Product hardware. Doing so voids this warranty. Only the Company or its authorized partners providing repair services should attempt to repair or provide servicing on this Product.