



PRO WHITE PLATINUM  
Take-Home Wireless Teeth Whitening Device Kit  
User Manual



 Bluetooth<sup>®</sup>-Enabled Smileware 

## User Manual Contents

What's In the Kit.....	3
About GLO Science .....	4
TBD .....	5
Guided Light Optics Smileware Technology .....	6
GLO Vials .....	7
Pairing with the GLO Whitening App.....	8
Charging .....	9
Quick Start Guide .....	10
Tips & FAQs .....	12
Cleaning and Care .....	14
User Assistance Information.....	14
Ingredients.....	15
GLO Good .....	16
Warranty.....	18
Electrical Specifications.....	19
Device Registration .....	19

## What's in the Kit

Travel Case  
User Manual  
Power cord  
and adapter

Wireless Teeth Whitening  
Device with Bluetooth



Charging Case



GLO® Professional-Strength  
Teeth Whitening Gel  
GLO Vials  
(10 GLO Vials - 40 Applications)



GLO®  
Lip Treatment



## General Warnings and Cautions

Read manual before using this product - not doing so may result in an unsafe condition and/or an ineffective experience.

## We're GLO Science

GLO Science is dedicated to developing innovative advances in oral health care and smile beauty, backed by science, for use in the professional dental practice and at home. We believe in the life-changing power of a beautiful, healthy, white smile.

## Meet the Founders

GLO Science was founded by husband and wife power team, Dr. Jonathan B. Levine and Stacey Levine. As business partners and visionaries, the Levines bring together a unique combination of expertise in professional oral health care and prestige beauty.



In clinical practice for over 30 years, Dr. Jonathan B. Levine holds 23 patents and 5 patents pending. New York City's top aesthetic dentist, Dr. Levine is a noted oral health expert, author, NYU professor, social entrepreneur and visionary inventor.

Stacey Levine is a creative visionary whose passionate approach to guiding a brand from concept to reality led to the creation of GLO Science and the GLO® brand.

The Levines also founded the GLO Good Foundation to provide free oral health care to those in need around the world. They are proud that GLO Science and GLO Good are changing lives by helping more people achieve and showcase their most confident smiles.

## Introducing Wireless Bluetooth-Enabled Smileware Technology

We've gone wireless! Introducing GLO's Professional Strength Wireless Teeth Whitening Technology with Bluetooth, available only from your dentist!

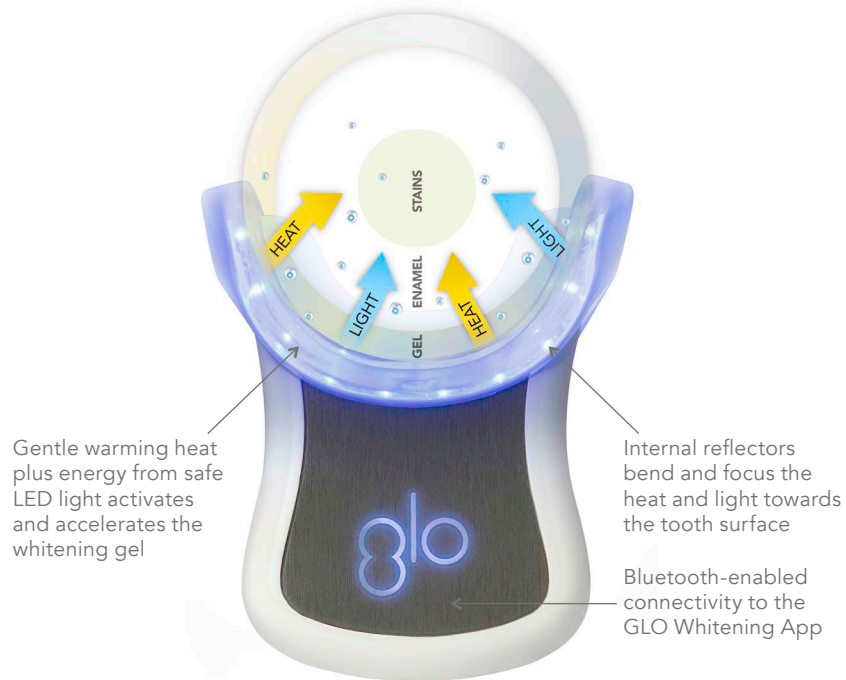
Powered by G.L.O (Guided Light Optics), the GLO Wireless Mouthpiece uses the same heat & light accelerating technology used in the professional dental practice to quickly, painlessly, and effectively accelerate your results – in the comfort of your own home. Forget uncomfortable trays, drippy gels, and messy strips. Simply brush on our patented professional strength GLO Vial whitening gel, pop in the GLO Wireless Mouthpiece, and you'll be GLOing in minutes!

A revolutionary approach to teeth whitening at home, our most advanced teeth whitening device is enhanced with Bluetooth connectivity to the GLO Whitening App to keep you on track and in control of your whitening results.

Plus, when you GLO, you help someone else smile too! Your purchase helps us provide free dental care for at-need communities around the globe through the GLO Good Foundation.

## Professional Wireless Teeth Whitening Device

GLO Science's proven Guided Light Optics (G.L.O.) Smileware Technology harnesses the energy of gentle warming heat and safe 470 nm LED light to surround each tooth with more whitening power for accelerated results.



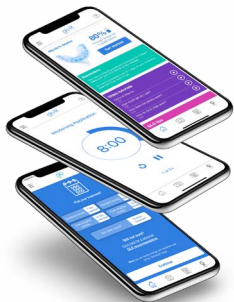
## Professional Strength GLO Vials

Featuring air-tight technology, each pocket-sized GLO Vial delivers more than 4 doses of always-fresh whitening gel – no messy strips needed. Simply brush-on and you're GLOing, anytime, anywhere!



## Pairing with the GLO Whitening App

The GLO Wireless Teeth Whitening Device with Bluetooth gives you hassle-free whitening optimized by the easy GLO Whitening App. Simply download and connect to preview results, customize treatments, track progress, and more. It's like your own personal whitening assistant!



### Connect & Smile!

The GLO Whitening App puts you in control of your own customized whitening program. Download and get started today!


### App Pairing Instructions:

1. Make sure your GLO Wireless Teeth Whitening Device with Bluetooth is fully charged (see next page).
2. Download the GLO Whitening App from  or .
3. On your mobile device, go to Settings > Bluetooth. Turn on Bluetooth and open the GLO Whitening App.
4. Hold your finger on  indicator light until unit powers ON. The indicator light will illuminate white. You are ready to #connect.
5. Select 'Get Started' in the App to begin device set up.
6. Select your device from the dropdown menu in the App and then select 'Continue.'
7. Pairing between the App and the device happens automatically and is complete when the  indicator light turns blue.
8. You are ready to GLO! Use the App to set up your whitening treatment plan and begin GLOing!

 Bluetooth-Enabled Smileware

## Charging

To charge your GLO Wireless Teeth Whitening Device, simply place the device inside the charging case (which must be plugged in to an active power source). Leave your device charging whenever it is not in use so it will always be ready. Your device should only charge in the charging case provided in your kit.

The  indicator light will blink while charging and will turn OFF when fully charged. The device takes roughly 2 hours to reach full charge.

**BLINKING** indicator light indicates CHARGING

**SOLID** indicator light indicates device is ON

**RED BLINKING** indicator light indicates the battery needs to RE-CHARGE



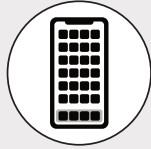
### indicator light:

Hold finger on indicator light until unit powers ON.  
Tap ONCE AGAIN to ILLUMINATE Mouthpiece Arch LEDs and begin a whitening application.  
Tap ONCE to turn Mouthpiece Arch OFF.  
Tap TWICE in a row to turn unit OFF.

## Quick Start Guide to PRO WHITE PLATINUM



1. Charge the device inside the charging case. Indicator light will blink while charging and will turn OFF when fully charged.



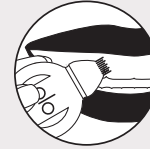
2. Pair device with App (optional).



3. Apply Lip Treatment.



3. Pull off GLO Vial cap and squeeze small bead of gel (1/2 pea size for each arch) onto brush tip applicator.



4. Brush thin layer of gel on top and bottom teeth, fronts only (a little goes a long way!).



5. Insert mouthpiece into mouth and start your whitening session using the GLO App. Mouthpiece will illuminate. Reapply whitening gel and repeat.

Each application is timed for 8 minutes and the Mouthpiece will turn off when complete. After you have finished your final application, tap **glo** twice to turn off the unit and place it inside charging case to recharge.

### For Best Results

Complete four 8-minute applications in a row each day for a total of 5-10 days, depending on your starting shade and desired results.

Your teeth will get whiter with each application. Individual results may vary – every smile is unique!

To PAUSE an application, tap the pause symbol **||** in the App.

To RESTART an application, tap the restart symbol **↺** in the App.

**GLO Tip:** Maintain a relaxed jaw and swallow as usual while whitening.

### Don't have access to a Smartphone?




Here's how to use your GLO Wireless Teeth Whitening Device without the App:

1. Using a fully charged device with attached silicone mouthpiece, hold finger on **glo** for a solid white indicator light showing that the unit is ON.
2. Tap **glo** again to illuminate the arch.
3. **glo** will blink for the final 10 seconds and the unit will vibrate for the final 5 seconds, indicating 8 minute session is nearly complete.
4. Repeat for next 8-minute application.
5. Tap **glo** twice to shut down.

To stop in the middle of an application, simply tap **glo** once to turn off arch illumination and remove from mouth. Tap **glo** twice to power off unit and place inside charging case that is plugged in to an active power source to recharge.

## Tips and FAQs

### GENERAL TIPS

-  Brush your teeth before you GLO
-  Wait 20 minutes after final application before eating and drinking
-  For best results, avoid food and drinks that stain your teeth during your whitening program. Anything that can stain a white t-shirt can stain your teeth. If you can't change your diet or habits, use GLO Vials to remove stains before they set after meals, snacks, or drinks.

### RESULTS & EXPECTATIONS

#### How white can I get my smile and how long will it take?

Your teeth will get whiter with each application, so the more you GLO, the whiter your teeth will get. Keep in mind that everyone's smile is unique and there are many factors involved including age, genetics, and lifestyle, so some people's teeth will whiten faster and some will take more time.

#### Will my teeth look too white or unnatural?

No. The good news is that you control your shade of white so you can get the ideal shade just for you!

#### What if I want even faster results?

The fastest GLO whitening treatment is an in-office whitening, which gets you your whitest white in under an hour. Ask your dentist today!

### SPECIAL CIRCUMSTANCES

#### Can I use the GLO Wireless Teeth Whitening Device with braces?

We don't recommend using the device while you have braces but you can use GLO Vials on their own to whiten during orthodontic treatment. The device is perfect to use as soon as you get your braces off for a straight, white smile!

#### Will GLO work on crowns, bridges, veneers and other dental work?

Yes, GLO will safely lift stains and return them to their original shade.

### WHITENING GEL:

#### Can I swallow when the gel is on my teeth?

Yes! Swallow as you normally would when the gel is on your teeth and/or the mouthpiece is in your mouth. The whitening gel is designed to stay put on your teeth until it evaporates and dissolves.

#### Do I need to apply the GLO Lip Care before each session?

We recommend applying the Lip Care to keep your lips nourished and hydrated while whitening.

#### What if my teeth have been sensitive to other whitening products?

GLO whitening gel is specially formulated to be sensitivity free. It is free of alcohol and carbamide peroxide and is designed to stay put on teeth and off gums and soft tissue.

### DEVICE:

#### Will the light from the mouthpiece affect my skin?

No, there is no UV light component. The light is 470 nm wavelength (blue) light generated by LEDs inside the mouthpiece.

#### Do I bite down on the mouthpiece when it is in my mouth?

Yes, bite down gently to keep the mouthpiece in place and relax your lips and jaw.

#### How long with the GLO Wireless Teeth Whitening Device last when fully charged?

When fully charged, your device will have sufficient power for at least 6 applications. We recommend that you always turn your device OFF and return it to charge when not in use to make sure it is always ready to GLO.

#### What do I do if my mouthpiece will not light up?

Make sure your device has been fully charged in an active charging case that was plugged into an active power source. Hold your finger on the GLO indicator light for a second or two until the light illuminates and then tap again to illuminate the arch. If you require additional assistance, please contact us at [info@gloscience.com](mailto:info@gloscience.com)

#### Is GLO registered with the FDA?

Yes, the GLO Wireless Teeth Whitening Device is a Class 1 Medical Device and has been registered with the FDA.

If you are having difficulty with your device, please email [info@gloscience.com](mailto:info@gloscience.com).

## Cleaning and Care

### GLO Wireless Teeth Whitening Device with Bluetooth

- After use, remove the silicone mouthpiece overlay, wash with warm water, and let dry. Do not replace onto unit until it is completely dry, inside and outside.
- Device can be wiped clean with a damp cloth. Dry before returning to charging case
- Avoid wetting the circuit on the mouthpiece arch.
- DO NOT SUBMERGE THE DEVICE IN ANY LIQUID.

### Maintenance and Calibration

Other than cleaning and charging, the GLO Wireless Teeth Whitening Device does not require any maintenance or calibration.

## User Assistance Information

We are committed to making you smile!

At GLO Science, we stand behind the quality of our products and want to ensure that your Wireless Teeth Whitening Device works perfectly. We are excited for you to GLO knowing that your smile will get brighter and whiter – and that you will share your smile with confidence!

Learn more at [gloscience.com](http://gloscience.com) or email us at [info@gloscience.com](mailto:info@gloscience.com) and a GLO expert will be happy to assist you.

## Ingredients

### Professional Strength Teeth Whitening GLO Vials

Our whitening gel is specially formulated to be safe, effective, and sensitivity-free! It is also vegan, gluten-free, alcohol-free and does not contain carbamide peroxide. Plus, it features a refreshing mint flavor you will love!



Ingredients: Distilled Water, Polyethylene Glycol, Hydrogen Peroxide 10%, Potassium Nitrate, Glycerin, Edetate Disodium, Sodium Saccharin, Sodium Fluoride, Sodium Hydroxide, Flavor.

### GLO Lip Care

You are in for a treat! GLO Lip Care features a superior blend of vitamins and antioxidants to moisturize, nourish, repair, and protect your lips. Featuring African shea butter, aloe, C0Q10, and vitamin E to leave your lips soft and smooth. Perfect for everyday use and before any whitening treatment.



Ingredients: Ricinus Communis (Castor) Seed Oil, Beeswax, Mentha Piperita (Peppermint) Leaf, Stearalkonium Hectorite, Butyrospermum Parkii (Shea) Butter\*, Vanilla Planifolia Fruit Extract, Menthol, Alcohol, Aloe Barbadensis Leaf Juice\*, Copernicia Cerifera (Carnauba) Wax, Tocopherol, Ammonium Glycyrrhizate, Ubiquinone. \*Organic

**Warnings:** If irritation (such as redness, swelling, soreness) of the gums or the mouth occurs, discontinue use and consult a dentist. Products containing peroxides are not recommended for use by children under 12 years of age or by pregnant or breastfeeding women. Use for periods of longer than 14 days is to be only under the supervision of a dentist. Avoid swallowing the cosmetic or part thereof. Avoid contact of the product with the eye. Avoid direct contact of the active surface of the tooth whitening product with the gums and/or salivary flow.

**Cautions:** Consult with a dental professional before use if you have untreated dental cavities or any form of gum disease. If gum irritation occurs, stop using the product and contact your dental professional. Avoid getting the gel on fabric or clothing as it may lead to discoloration.

Professional Strength Teeth Whitening GLO Vials are Made in the USA  
GLO Lip Care is Made in the USA  
GLO Wireless Mouthpiece with Bluetooth is Designed in the USA  
and Made in China

GLO Science, Inc.  
10 W. 37th Street  
New York, NY 10018  
855-GLO-5976 (855-456-5976)  
[www.gloscience.com](http://www.gloscience.com)  
[info@gloscience.com](mailto:info@gloscience.com)





## GLO Good Foundation

GLO Science founders, Dr. Jonathan B. Levine and Stacey Levine, started the GLO Good Foundation to bring oral health initiatives to underserved populations and end the global oral health crisis. GLO Good focuses on 4 pillars:



### Tools

Give people the knowledge and tools to take charge of their oral health



### Treatment

Provide underserved communities with access to free oral health care, taking people out of pain and restoring their smiles



### Mentorship

Grow leaders to have a sustainable impact on the oral and systemic health of their communities



### Empowerment

Change lives through the gift of beautiful, healthy, confident smiles

Your purchase helps support the GLO Good Foundation, providing

free dental care and healthy smiles to those in need around the world.

Photos: ©2017 Mathieu Bitton

## GLO One Year Limited Warranty

GLO Science™ Inc. commits to the original retail purchaser that we will replace your GLO Wireless Teeth Whitening Device and/or components within one year from the date of purchase, for any manufacturing defect. If the model you purchased is unavailable, we will replace the product with the most recent model.

For troubleshooting assistance in the US, please email [info@gloscience.com](mailto:info@gloscience.com).

### Our GLO Limited Warranty does not cover any of the following

- Defects, damage or other conditions caused, in whole or in part, by misuse, abuse, neglect, negligence, alteration, accident, freight damage, improper repair, improper maintenance, improper, abnormal or excessive use and/or failure to obtain a replacement in a timely manner, as prescribed by GLO Science Inc.
- Defects or damages that are a result of an act of nature (such as a flood or earthquake) or acts of war or terrorism.
- Damage resulting from improper use of parts or accessories that are not compatible with the GLO Wireless Teeth Whitening Device and/or components, including but not limited to the breakage or fracture of the GLO Wireless Teeth Whitening Device and/or components by any reason other than by manufacturing defect.
- Ordinary wear and tear on GLO Wireless Teeth Whitening Device and/or components.
- Defects or damages as a result of any modification of GLO Wireless Teeth Whitening Device and/or components.
- Cosmetic damage, including scratches or dents.
- Accessories or parts that are not those of GLO Science.
- Products purchased, new or used, from unauthorized distributors or through unauthorized distribution channels.
- Damage resulting from use of GLO Wireless Teeth Whitening Device with a voltage source, other than the voltage source supplied with the GLO Wireless Teeth Whitening Device.
- GLO Science's only obligation under this warranty is the replacement of defective material that comprises the GLO Wireless Teeth Whitening Device. GLO Science shall not be liable and hereby disclaims any direct, special, indirect, incidental, exemplary or consequential damages or delays or losses under any other legal theory, including but not limited to, loss of use, loss of revenue, or loss of profits.

### Warranty Disclaimer

This warranty is GLO Science's only warranty and is in lieu of all other warranties, express or implied. GLO Science makes no implied warranties of any kind, including any implied warranties or merchantability or fitness for a particular purpose.

## Electrical Specifications

This device complies with Part 15 of the FCC Rules. Operation is subject to the following two conditions: (1) this device may not cause harmful interference, and (2) this device must accept any interference received, including interference that may cause undesired operation.

This device uses standard charging voltage of 5VDC and current of 0.3A and has no EDI (Electronic Data Interchange) between the USB and any computer. This equipment has been tested and found to comply with the limits for a Class B digital device, pursuant to part 15 of the FCC rules. These limits are designed to provide reasonable protection against harmful interference in residential installation. This equipment generates, uses and can radiate radio frequency energy and, if not installed and used in accordance with the instructions, may cause harmful interference to radio communications. However, there is no guarantee that interference will not occur in a particular installation. If this equipment does cause harmful interference to radio or television reception, which can be determined by turning the equipment off and on, the user is encouraged to try to correct the interference by one of the following measures:

- Reorient or relocate the receiving antenna
- Increase the separation between the equipment and the receiver
- Connect the equipment into an outlet on a circuit different from that to which the receiver is connected
- Consult the dealer or an experienced radio/TV technician for help

Warning: Changes or modifications to this unit not expressly approved by the party responsible for compliance could void the user's authority to operate the equipment.



**Battery Disposal Instructions:** Batteries should be recycled or disposed of as per state and local guidelines.

GLO (stylized), GLO, GLO Vial, G.L.O., Guided Light Optics are Registered Trademarks of GLO Science, Inc. Smileware is a Trademark of GLO Science, Inc. All rights reserved.

Register your device at [gloscience.com/register](https://gloscience.com/register)

Date code: 2110



smile more

laugh more

#getgloing

Follow Us! #getgloing

 GLOScience

 glosciencenyc

 GLOScience

[www.gloscience.com](http://www.gloscience.com)

MODEL #558113  
09402020