

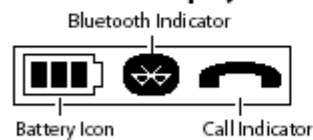
UK
FR
DE
IT
ES
PT
NL
DA
SV
NO
FI







PLEASE NOTE: Before using your new Jabra BT4010 headset, you must fully charge it and set it up by 'pairing it' with your selected Bluetooth device.

1. About your Jabra BT4010

1. LCD display
With battery, Bluetooth and call indicator
2. Answer/End button
Press and hold to turn the headset on and off Tap to answer/end a call
3. Charger socket
4. Volume up/Volume down
5. Earhook

2. How the display works



 Less than 10 min. talk time	 Headset on, battery status shown	No battery icon: Headset off
 In pairing mode	 Connected to phone	No indicator icon: Not connected to phone
 Incoming or outgoing call	 Current call	No phone icon: No current call

www.tuv.com

3. Charge your headset

The headset is fully charged when three battery levels are constantly shown. 2 hrs.

4. Turning your headset on and off

Press and hold the answer/end button to turn on your headset.

When the battery icon flashes, the headset is turned on/off.

5. Pairing the headset with your phone

5.1a: First time pairing:

Turn headset on - automatic pairing mode. Bluetooth indicator flashes.

5.1b: Later pairing:

Turn headset off. Press and hold for 5 sec. until Bluetooth indicator flashes.

5.2. Activate Bluetooth on your phone.

5.3. Press 'yes' on the phone and confirm with PIN code 0000 (4 zeros)

6. Using your headset

Answer a call

- Tap the answer/end button on your headset to answer a call.

End a call

- Tap the answer/end button to end an active call.

Make a call

- When you make a call from your mobile phone, the call will (subject to phone settings) automatically transfer to your headset. If your phone does not allow this feature, tap on the Jabra BT4010's answer/end button to transfer the call to the headset.

Reject a call *

- Press the answer/end button when the phone rings to reject an incoming call. Depending on your phone settings, the person who called you will either be forwarded to your voice mail or you will hear a busy signal.

Activate voice dialing*

- Press the answer/end button. For best results, record the voice-dialing tag through your headset. Please consult your phone's user manual for more information about using this feature.

Redial last number *

- Double tap the answer/end button when the headset is on and not used.

www.tuv.com

Adjust sound and volume *

- Tap the volume up or down to adjust the volume.

* subject to phone settings

7. Wearing style

Wear the Jabra BT4010 with or without an earhook. To wear with earhook, please click on for right or left ear wearing. See fig 7.

Visit www.jabra.com for full user manual



Dispose of the product according to local standards and regulations .
www.jabra.com/weee

WARRANTY

Limited Two (2) -Year Warranty GN Netcom A/S, warrants this product to be free from defects in materials and workmanship (subject to the terms set forth below) for a period of two (2) year from the date of purchase ("Warranty Period"). During the Warranty Period, GN Netcom A/S will repair or replace (at GN Netcom A/S's discretion) this product or any defective parts ("Warranty Service"). If repair or replacement is not commercially practicable or cannot be timely made, GN Netcom A/S may choose to refund to you the purchase price paid for the affected product. Repair or replacement under the terms of this warranty does not give right to any extension or a new beginning of the period of warranty.

Claims under the Warranty To obtain Warranty Service, please contact the GN Netcom A/S dealer from which you purchased this product or visit www.jabra.com for further information about customer support. You will need to return this Product to the dealer or ship it to the dealer or to GN Netcom A/S (if so indicated on www.jabra.com) in either its original packaging or packaging affording an equal degree of protection. You will bear the cost of shipping the product to GN Netcom A/S. If the Product is covered by the warranty, GN Netcom A/S will bear the cost of shipping product back to you after the completion of service under this warranty. Return shipping will be charged to you for products not covered by the warranty or requiring no warranty repair.

The Following information must be presented to obtain Warranty Service: (a) the product, and (b) proof of purchase, which clearly indicates the name and address of the seller, the date of purchase and the product type, which is evidence that this product is within the Warranty Period. Please further include (c) your return address, (d) daytime telephone number, and (e) reason for return. As part of GN Netcom A/S/Jabra's efforts to reduce environmental waste you understand that the product may consist of reconditioned equipment that contains used components, some of which have been reworked. The used components all live up to GN Netcom A/S/Jabra's high quality standards and comply with the GN Netcom A/S product performance and reliability specifications. You understand that replaced parts or components will become the property of GN Netcom A/S.

Limitation of Warranty This warranty is only valid for the original purchaser and will automatically terminate prior to expiration if this product is sold or otherwise transferred to another party. The warranty provided by GN Netcom A/S in this statement applies only to products purchased for use, and not for resale. It does not apply to open box purchases, which are sold

"as is" and without any warranty. Specifically exempt from warranty are limited-life consumable components subject to normal wear and tear, such as microphone windscreens, ear cushions, modular plugs, ear tips, decorative finishes, batteries, and other accessories. This warranty is invalid if the factory-applied serial number, date code label, or product label has been altered or removed from this product. This Warranty does not cover cosmetic damage or damage due to misuse, abuse, negligence, Acts of Nature, accident, disassembling or modification of, or to any part of, the product. This Warranty does not cover damage due to improper operation, maintenance or installation, or attempted repair by anyone other than GN Netcom A/S or a GN Netcom A/S dealer which is authorized to do GN Netcom A/S warranty work. Any unauthorized repairs will void this warranty. REPAIRS OR REPLACEMENTS AS PROVIDED UNDER THIS WARRANTY ARE THE EXCLUSIVE REMEDY OF THE CONSUMER. GN Netcom A/S SHALL NOT BE LIABLE FOR ANY INCIDENTAL OR CONSEQUENTIAL DAMAGES FOR BREACH OF ANY EXPRESS OR IMPLIED WARRANTY ON THIS PRODUCT. EXCEPT TO THE EXTENT PROHIBITED BY LAW, THIS WARRANTY IS EXCLUSIVE AND IN LIEU OF ALL OTHER EXPRESS AND IMPLIED WARRANTIES WHAT SO EVER, INCLUDING BUT NOT LIMITED TO THE WARRANTY OF MERCHANTABILITY AND FITNESS FOR A PRACTICAL PURPOSE. NOTE! This warranty gives you specific legal rights. You may have other rights which vary from location to location. Some jurisdictions do not allow the exclusion or limitation of incidental or consequential damages or implied warranties, so the above exclusions may not apply to you. This warranty does not affect your legal (statutory) rights under your applicable national or local laws.

CERTIFICATION

CE This product is CE marked according to the provisions of the R&TTE Directive (99/5/EC). Hereby, GN Netcom A/S, declares that this product is in compliance with the essential requirements and other relevant provisions of Directive 1999/5/EC. For further information please consult <http://www.jabra.com>. Within the EU this device is intended to be used in Austria, Belgium, Bulgaria, Cyprus, Czech Republic, Denmark, Estonia, Finland, France, Germany, Greece, Hungary, Ireland, Italy, Latvia, Lithuania, Luxembourg, Malta, Poland, Portugal, Romania, Slovakia, Slovenia, Spain, Sweden, The Netherlands, United Kingdom, and within EFTA in Iceland, Norway and Switzerland.
Bluetooth The Bluetooth® word mark and logos are owned by the Bluetooth SIG, Inc. and any use of such marks by GN Netcom A/S is under license. Other trademarks and trade names are those of their respective owners.

www.tuv.com

© 2008 GN Netcom A/S. All rights reserved. Jabra® is a registered trademark of GN Netcom A/S. All other trademarks included herein are the property of their respective owners. The Bluetooth® wordmark and logos are owned by the Bluetooth SIG, Inc. and any use of such marks by GN Netcom A/S is under license. (Design and specifications subject to change without notice).

MADE IN CHINA

