

NEED MORE HELP?

For all support go to jabra.com/support

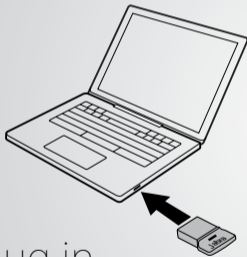
Jabra Evolve 75e



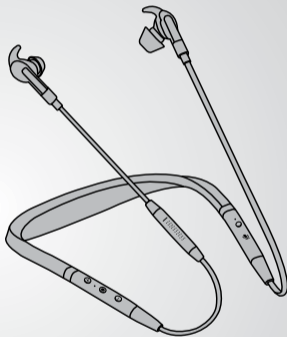
Quick start guide

How to connect

PC

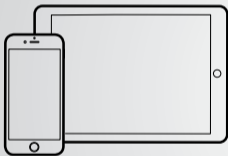


Plug in

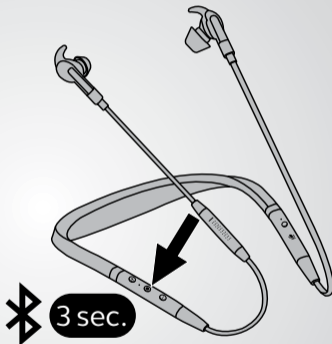


The headset and the USB dongle are pre-paired and ready for use. Press the Multi-function button to power on the headset.

Smartphone



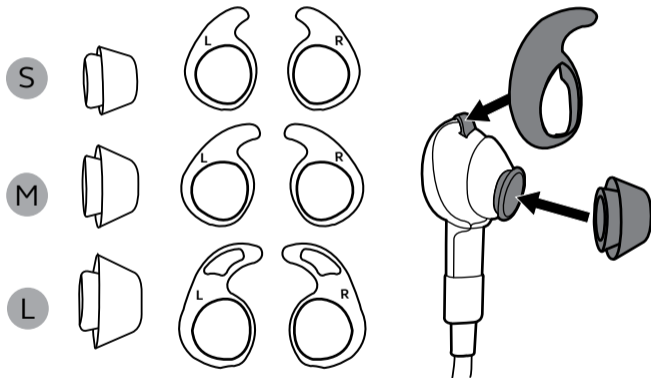
Press and hold



Hold the Multi-function button until the LED flashes blue, and then follow the voice-guided instructions in the headset.

How to wear

Select the correct EarGel and EarWing

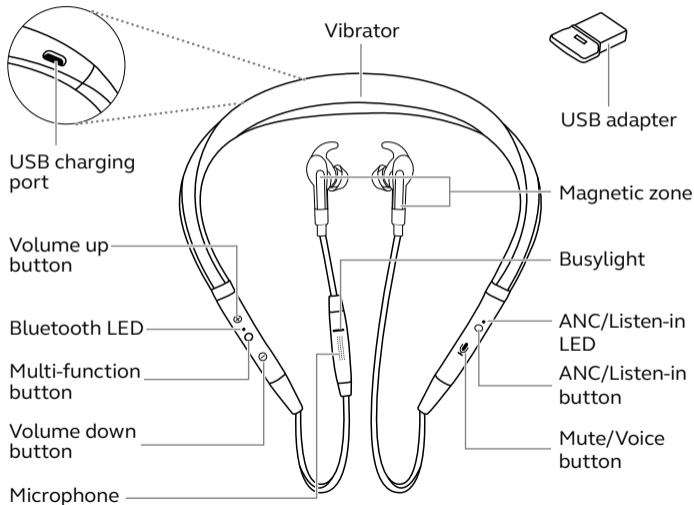


Ears come in all shapes and sizes. For optimal audio quality, mix and match the different EarGel and EarWing sizes to find the best fit for your ear.



Position the microphone close to your mouth.

How to use



Active Noise Cancellation

Eliminate unwanted background noise by tapping the ANC button.



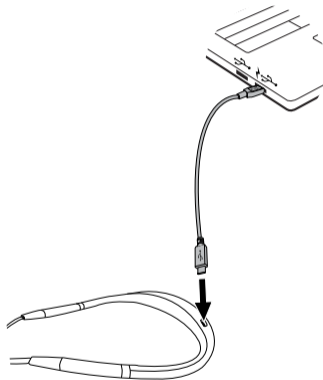
Listen-in

Listen-in to your surroundings without taking off your headset by pressing the Listen-in button (2 secs).



Charging

Plug the headset into a USB port on your PC or wall charger.



It takes approx. 2 hours to fully charge the headset.

© 2017 GN Audio A/S. All rights reserved. Jabra® is a trademark of GN Audio A/S. The Bluetooth® word mark and logos are registered trademarks owned by the Bluetooth SIG, Inc. and any use of such marks by GN Audio A/S is under license.

Made in China
MODEL: HSC070W
CMIIT ID: XXXXXXXX

FCC ID: BCE-HSC070W
IC: 2386C-HSC070W
GB 15629.1102-2003 Complies



XXX-XXXXXX
006-000458



CCAH17LP0460T0
XXXXXXXXXXXXXX

Complies with
IMDA Standards
DA102350



Bluetooth®

