

DOORBELL

Quick Install Guide

Introduction:

DR0001 is an intelligent wireless digital doorbell developed by BOSMA. It has strong penetrability and long-distance signal transmission. Thanks to wireless connection, the installation is more convenient because no wiring is needed. With original and elegant design, the doorbell can match your home decoration easily and flexibly.

A wireless digital signal is transmitted to the host (BOSMA-X1) when the doorbell is triggered, the host will make a dingdong and a notification will be pushed to your smartphone simultaneously, ensuring you never miss any visitors.

Parameter:

Type: DR0001

Wireless range (open area): 200 m

Radio Frequency: 915MHZ

Work Voltage: DC 3.0V (button battery)

Current consumption: Standby $\leq 600\text{nA}$ Working $\leq 25\text{mA}$

Work Temperature: $-10^{\circ}\text{C} \sim +50^{\circ}\text{C}$

Dimensions: 40*80*10.5mm

Color: White

Feature

:

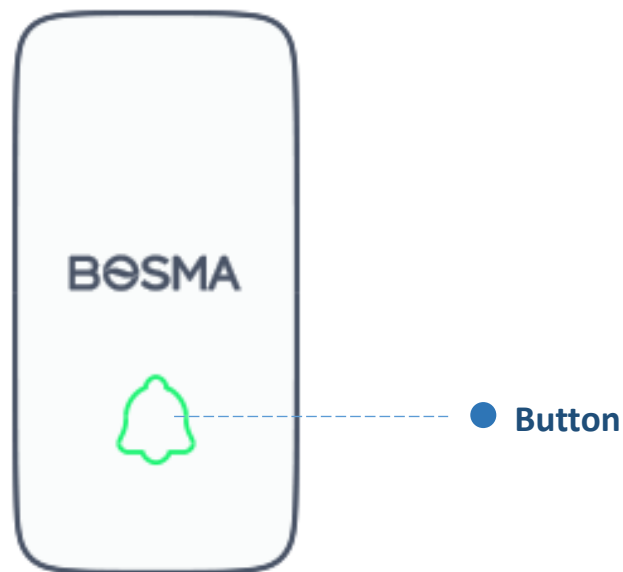


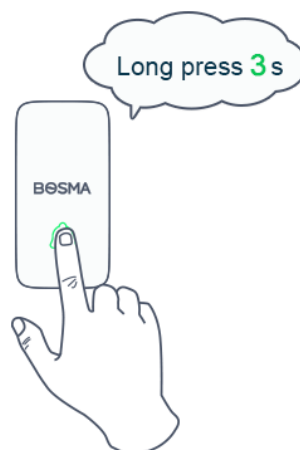
Fig.1

Install Guide

1. How to add?

* Make sure the device with gateway (BOSMA-X1) is added correctly and in working status already.

- Tap “+” button at the top-right corner to add device.
- Long press 3s to wake up the Doorbell (Fig. 2).
- Follow the instruction inside the application to bind the device.



2. Where to use?

- For families with the aged.
- For big houses.
- For houses with many floors.

2. How to install?

Remove cover of foam tape on the backside of doorbell, then put it on properly place of wall or door, press and hold for few seconds to make it fixed completely (Fig. 3)




Fig.3

Caution:

The user is cautioned that changes or modifications not expressly approved by the party responsible for compliance could void the user's authority to operate the equipment.

This device complies with Part 15 of the FCC Rules. Operation is subject to the following two conditions: (1) this device may not cause harmful interference, and (2) this device must accept any interference received, including interference that may cause undesired operation.

Note:

This equipment has been tested and found to comply with the limits for a Class B digital device, pursuant to Part 15 of the FCC Rules. These limits are designed to provide reasonable protection against harmful interference in a residential installation. This equipment generates, uses and can radiate radio frequency energy and, if not installed and used in accordance with the instructions, may cause harmful interference to radio communications. However, there is no guarantee that interference will not occur in a particular installation.

If this equipment does cause harmful interference to radio or television reception, which can be determined by turning the equipment off and on, the user is encouraged to try to correct the interference by one or more of the following measures:

- Reorient or relocate the receiving antenna.
- Increase the separation between the equipment and receiver.
- Connect the equipment into an outlet on a circuit different from that to which the receiver is connected.
- Consult the dealer or an experienced radio/TV technician for help.

FCC Radiation Exposure Statement:

This equipment complies with FCC radiation exposure limits set forth for an uncontrolled environment. This equipment should be installed and operated with a minimum distance of 20cm between the radiator and your body.

This transmitter must not be co-located or operating in conjunction with any other antenna or transmitter.