

 XBOX 360.



FIFA 15





WARNING Before playing this game, read the Xbox 360® console, Xbox 360 Kinect® Sensor, and accessory manuals for important safety and health information. www.xbox.com/support.

Important Health Warning: Photosensitive Seizures

A very small percentage of people may experience a seizure when exposed to certain visual images, including flashing lights or patterns that may appear in video games. Even people with no history of seizures or epilepsy may have an undiagnosed condition that can cause “photosensitive epileptic seizures” while watching video games. Symptoms can include light-headedness, altered vision, eye or face twitching, jerking or shaking of arms or legs, disorientation, confusion, momentary loss of awareness, and loss of consciousness or convulsions that can lead to injury from falling down or striking nearby objects. **Immediately stop playing and consult a doctor if you experience any of these symptoms.** Parents, watch for or ask children about these symptoms—children and teenagers are more likely to experience these seizures. The risk may be reduced by being farther from the screen; using a smaller screen; playing in a well-lit room, and not playing when drowsy or fatigued. If you or any relatives have a history of seizures or epilepsy, consult a doctor before playing.

TABLE OF CONTENTS

CONTROLS	3	ONLINE PLAY	23
STARTING THE GAME	9	WARRANTY	24
LEARNING THE BASICS	11	NEED HELP?	25
GAME MODES	15		

CONTROLS

NOTE: The controls in this manual refer to the Classic configuration.

MOVEMENT

Move player	
First touch/Knock-on	+
Sprint	(hold)
Stop and face goal	(release) +
Protect/Slow dribble/Jockey	(hold)
Face up dribbling	+
Skill moves	
Stop ball	(release) +

ATTACKING (SIMPLE)

Short pass/Header	
Lob pass/Cross/Header	
Through ball	
Shoot/Volley/Header	
Trigger player run	
Chip shot	+
Finesse shot	+
Fake shot	,
Fake pass	,

ATTACKING (ADVANCED)

Hard stop protect (when dribbling)	+
Lobbed through ball	+
Bouncing lob pass	+
Low cross	(double tap)
Ground cross	(triple tap)
Early cross	+
Dummy a pass	(hold)
Cancel	+
Fancy pass	+
Fake shot to pass	+
Flair shot	(hold) +

TACTICS

Offside trap	,
Team press	,
Swap wings	,
CB joins attack	,

DEFENDING

Change player	
Switch player (manual)	
Tackle/push or pull (when chasing)	
Pull and hold (when chasing)	(hold)
Sliding tackle	
Clearance	
Jockey	(hold)
Contain	(hold)
Teammate contain	(hold)
Running jockey	+

GOALKEEPER

Drop kick	/
Throw/Pass	
Charge/Drop ball	
Stay on goal line	(double tap)
Pick up ball	
Switch to GK	


FREE KICKS (SIMPLE)

Ground pass	A
High pass/Cross	X
Curled shot	B
Driven shot	LB + B
Wall jump (when defending)	Y
Wall charge	A
Move wall	LT / RT
Wall creep	RB

FREE KICKS (ADVANCED)

Call 2nd kick taker	LT
2nd kick taker curled shot	LT + B
2nd kick taker layoff pass	LT + A
2nd kick taker layoff chip	LT + X
2nd kick taker run over ball	LT + B , A
Call 3rd kick taker	RB
3rd kick taker curled shot	RB + B
3rd kick taker run over ball	RB + B , A

CORNERS AND THROW INS

Corners (lob cross)	X
Corners (low cross)	X (double tap)
Corners (ground cross)	X (triple tap)
Corners (pass)	A
Use Set Play Tactics	
Short throw in	A
Short throw in (manual)	Y
Long throw in	X
Switch to Receiver	R (flick)

PENALTIES

Shoot	B
Finesse shot	RB + B
Chip shot	LB + B
Goalkeeper dive	R
Goalkeeper move side to side	L (move side to side)

ASSISTANCE FOR NEW PLAYERS

You don't have to be a pro to make impressive moves when you're out on the pitch. If you're new to *FIFA*, go to CUSTOMISE > SETTINGS & CONTROLS > CUSTOMISE CONTROLS to turn on assistance for specific moves. This makes passes and saves easier, without the need for perfect timing or positioning. When you're ready for more of a challenge, choose SEMI for less assistance or MANUAL to earn every one of your goals without aid.

SKILL MOVES

NOTE: Only the most skilled players can complete the more challenging moves!

1 STAR MOVES

Ball juggle (while standing)	(hold) +
Foot fake (while standing)	(hold)

2 STAR MOVES

Body feint (left or right)	/ (flick)
Stepover (left or right)	, , / , ,
Reverse stepover (left or right)	, , / , ,
Ball roll (left or right)	/ (hold)
Drag back (while standing)	+ (flick)

3 STAR MOVES

Heel flick	, (flick)
Flick up	, , (flick)
Roulette (left or right)	, , / , , , / , , ,
Fake left and go right	, , , ,
Fake right and go left	, , , ,






















































4 STAR MOVES

Ball hop (while standing)	(tap)
Ball roll cut left	(hold), (hold)
Ball roll cut right	(hold), (hold)
Heel to heel flick	, (flick)
Simple rainbow	, , (flick)
Advanced rainbow	(flick), (hold), (flick)
Feint left and exit right	, , , ,
Feint right and exit left	, , , ,
Spin left	,
Spin right	,
Stop and turn left/right (while running)	, (flick) / , (flick)

5 STAR MOVES

Elastico	    
Reverse elastico	    
Drag back fake and exit left (while standing)	 +       
Drag back fake and exit right (while standing)	 +       
Hocus focus	     
Triple elastico	      
Ball roll and flick left	 (hold),  (flick)
Ball roll and flick right	 (hold),  (flick)
Quick ball rolls (while standing)	 (hold)
Sombrero flick (while standing)	   (flick)
Turn and spin (left or right)	  (flick) /   (flick)
Ball roll fake left (while standing)	 (hold),  (flick)
Ball roll fake right (while standing)	 (hold),  (flick)
Rabona fake (while jogging)	 +  /   + 
Elastico chop left	  (flick)
Elastico chop right	  (flick)
Alternate heel chop left	 +   (flick)
Alternate heel chop right	 +   (flick)
Heel to toe	 +     

5 STAR JUGGLING TRICKS

Laces flick up	 +  (hold)
Sombrero flick backwards	 (hold)
Sombrero flick left	 (hold)
Sombrero flick right	 (hold)
Toe bounce left	 (hold)
Toe bounce right	 (hold)
Around the world	      /      
Double around the world	             
In air elastico	  (flick) /   (flick)
Flick up for volley	 (hold)
Chest flick	  (hold),  (triple tap)
T. around the world	            (flick)

KINECT VOICE COMMANDS

Keeper charge	Go run ahead	On your horse	Go go go
Run on	Pass the ball	Pass it	Give it here
To feet	Through to me	Through through	Through ball
Play it through	Shoot	Have a shot	Crack it
In the mixer	Cross it	Center it	Front stick
Near post	Back stick	Back post	Get it out of there
Clear it	Tactics	Offside trap	Team pressing
Swap wings	Center back joins attack	CB joins attack	Quick tactics
Custom tactic 1	Custom tactic 2	Custom tactic 3	Custom tactic 4
Formations	Formation one	Formation two	Formation three
Formation four	Formation five	Mentality	Park the bus
Ultra defensive	Defensive	Balanced	Attacking
Ultra attacking	All out attack	Substitution	Striker
Midfielder	Defender	Sub one	Sub two
Sub three	Sub four	Sub five	Sub striker
Sub midfielder	Sub defender	Sub goalkeeper	Cancel
Camera tele broadcast	Camera tele	Camera co-op	Camera dynamic
Camera end to end	Camera pro	Camera broadcast	Camera enhanced broadcast
Change camera tele broadcast	Change camera tele	Change camera co-op	Change camera dynamic
Change camera end to end	Change camera pro	Change camera broadcast	Change camera enhanced broadcast
Hard five minutes	Pressure on the ball	Go all out now	Shoot from anywhere
Route one now boys	Everybody back	Shut up shop	Let's slow it down
Get tight on them	Watch for the long ball	Take it to the corners	Step it up
We need the win	Look after the ball	Ease off a little	

STARTING THE GAME

CHOOSE YOUR CLUB

The first time you launch *FIFA 15*, you'll have the opportunity to select your favourite team. Your club's crest will feature beside your name in EA SPORTS™ Football Club, so all of your friends playing *FIFA 15* will know which team you support!

CONNECT WITH EA SPORTS FOOTBALL CLUB

More than ever, playing *FIFA* can be a social experience. You can choose to connect to your favourite club in real life through EA SPORTS Football Club, which will give you access to the club's news and promotions. You can also connect to your friends playing *FIFA 15* to share your major game events and accomplishments with them, and compare progress in the leaderboards. Take advantage of the social features here, such as sending Catalogue unlockables or commenting on your friends' accomplishments through EA SPORTS Football Club.

EARN REWARDS FOR PAST *FIFA* EXPERIENCE

If you have played previous *FIFA* games, your EA SPORTS Football Club level, XP, and Football Club Credits (FCC) will carry over to *FIFA 15*. You'll also receive rewards for past progress in *FIFA 14* modes such as Ultimate Team, Career, and Seasons, and for playing EA SPORTS™ 2014 FIFA World Cup Brazil™.

SAVING AND LOADING

FIFA 15 uses an autosave feature that automatically saves your progress and most recent Settings. Do not turn off your Xbox 360 console while the autosave icon is displayed, or you will lose all unsaved information. You can also press **X** to save progress while viewing the menus of game modes such as Career.

MATCH PREPARATIONS

Before you head out onto the pitch, you can go to CUSTOMISE > SETTINGS & CONTROLS > GAME SETTINGS to customise your matches. Choose the length of your matches, difficulty level, commentary team, CPU, and the ball you use, among many other details. You can also toggle rules like injuries and offsides on or off, depending on how realistic you want your matches to be.

MAIN MENU

HOME

Home provides you with quick access to your most recently played game mode. Depending on what you've been playing in *FIFA 15*, you might continue your latest career, jump into Ultimate Team, play your favourite team's next real-world fixture, or view the latest EA SPORTS Football Club News and Notifications from here.

PLAY

This is your hub for jumping into *FIFA 15*'s major game modes, including Kick Off, Ultimate Team, Career, Skill Games, Learn to Play, Highlights of the Week, Tournaments, and Be a Pro.

ONLINE





When connected to EA servers, you can access online modes such as Seasons, Co-op Seasons, Online Friendlies, and Match Lobbies here.

CUSTOMISE

Fine-tune your *FIFA 15* experience in the Customise panel. You can adjust various settings, review the controls, edit your teams, access the FIFA Store and Creation Centre, create or edit a player, or check out past highlights in the Replay Theatre.

Emotions run high when cheers, chants, and music complete your football experience. Set the victory cheer for a favourite team or the chants for a team rival, along with other custom audio for various events. You can also browse music and select songs to customise your own *FIFA 15* soundtrack with EA SPORTS™ Trax, or see the talented team behind the title by viewing the game's credits.

EA SPORTS FOOTBALL CLUB

In the main menu and throughout the game, you can access EA SPORTS Football Club from the upper right corner of the screen when signed in to EA servers. This shows your current level, XP, Football Club Credits (FCC), and favourite team crest. Press  to access this profile in greater detail. You can move  or pull  or  to navigate through the following categories:

My Activities	See the <i>FIFA 15</i> events you have completed, and share your recent accomplishments with other friends playing the game.
News	Check out the accomplishments you and your friends have shared, then give your thoughts by adding comments and tags to them.
Notifications	View the latest notifications from your friends and the <i>FIFA</i> Dev Team.
Catalogue	Browse the Catalogue and use the FCC you've earned to redeem items such as new celebrations, special kits, and teams. Many items are locked until you reach a certain level in <i>FIFA 15</i> .

LEARNING THE BASICS

LEARN TO PLAY

If you're new to the *FIFA* series, select LEARN TO PLAY from the Play panel to get started learning the basics. This is a great place to break in your boots with drills, one-on-one practice, set pieces, and practice matches.

The Basics	Learn specific skills such as ground passes, shooting, dribbling, and defending through drills—the choice is yours. As you meet practice goals, you'll accumulate points toward completing the challenge. You can then choose to retry a challenge for a better score or continue to the next challenge, until you've successfully mastered all four basic skills.
Create Set Piece	Customise your own set piece to practice the skills you most want to master.
Practice Set Piece	Practice a set piece, such as penalty kicks, corner kicks, free kicks, or throw ins. Then adjust settings such as the number of attackers and defenders, which team and side of the pitch you will play as, and the camera angle.
Practice Match	Play a practice match to put your new skills to the test with full teams of players out on the pitch.
One-on-One	Play some one-on-one in a quiet field—just you against the goalkeeper. From the pause menu (▶), you can also choose to practice a set piece, jump into a practice match, create a set piece, or choose to play the other side.

Select Arena Player

Select the arena player you would like to be when you're practicing. After making your choice and returning to the Learn to Play menu, the game auto-saves your selection.

Select Arena Goalkeeper

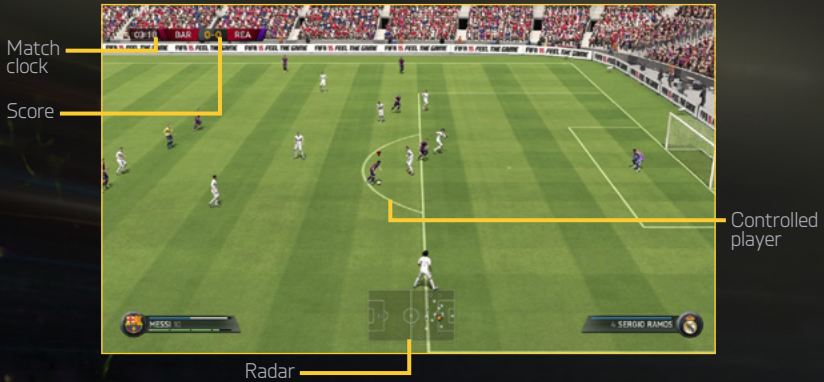
Select the arena goalkeeper you would like to be when you're defending the net. Your choice will auto-save when you return to the Learn to Play menu.

SKILL GAMES

Practice your moves on the pitch and challenge yourself against the global *FIFA 15* community! Start off with Bronze drills that teach you specific skills, such as ground passing, shooting, defending, crossing, free kicks, and how to defend the net as goalkeeper. Once you complete a drill, you'll unlock a more challenging one in the next level.

Make it through Bronze, Silver, and Gold drills to unlock Skill Challenges, where you can take on a special drill or game to put your new moves to the test. As you rack up points, you'll progress past Amateur Level and can compare yourself to your friends on the Friends Leaderboard—or even the Global Top 100 players! Do you have the skills to be a World Class level player?

GAME SCREEN



PLAYER STATUS BAR



TEAM MANAGEMENT

Ready to select your starting 11 and plan your plays for the next time you're out on the pitch? From the main menu, go to CUSTOMISE > EDIT TEAMS > TEAM MANAGEMENT to start making adjustments. These settings affect your squad throughout *FIFA 15*.

SQUAD

Select your starting 11 to determine who will take the field today. Highlight a player and press **A** to select him, and then select a second play to swap their positions on the field. You can also replace anyone on the field with a player from Substitutes/Reserves at the bottom of the screen.

While making your selections, review each player's information and attributes on the right side of the screen. You can also press **Y** to view Suggested Subs for the position you have highlighted onscreen.

INJURIES

If one of your players is injured during a match, visit Team Management from the pause menu (**Play**) to make adjustments. While viewing your Squad, look for red injury icons that indicate a player has been injured. Highlight the player to view his injury in the upper right corner of the screen, and then select another player to replace him. This is a smart time to highlight his starting position and press **Y** to view Suggested Subs!

FORMATIONS






Browse formations and highlight one to view it onscreen. Once you've found the setup you like, press **A** to select it for the current match!

You can customise your formation in detail to dictate how players will take action on the pitch. In Formations, press **X** to Customise Formations and start making changes.


Select **PLAYER INSTRUCTIONS** to set individual player instructions for each position. For instance, you might select your striker and set his instructions to Stay Central or Drift Wide, depending on the rest of your coverage and overall strategy. If you need more details to understand what each option means, check the right side of the screen for information.

If you want to reposition a player on the pitch in your current formation, just select **PLAYER POSITIONING** from Customise Formations, select a player, and move **Left** to adjust his position.


TACTICS

View the current tactics assigned to  for your team. You can select any of the slots here to choose a new tactic for that button, or create your own tactics and assign them to , , , or . This gives you quick access to the moves you deem the most useful when you're in the middle of a match!

ROLES















View your team's roles, such as club captain and various kick takers, and see which player is currently filling each. If you want another player to take on a role, just highlight that role, press  to select it, and then choose which player on your current Squad you would like to fill the role.

INSTANT REPLAY

During a match, you'll see replays of big moments right after they happen—just as you would if you were watching a real match on television. When you see the prompt in the upper left corner of the screen, press  if you want to access Instant Replay to save the clip. You can also access Instant Replay from the pause menu at any time during a match.

In Instant Replay, you can edit the match highlight to save it to your personal Replay Theatre or upload it to www.easports.com/fifa/football-club. To view your highlights later, go to CUSTOMISE > REPLAY THEATRE from the main menu.

INSTANT REPLAY CONTROLS

Play/Pause	
Rewind	
Fast forward	
Change playback speed (while playing)	
Change camera view	
Zoom (with Orbit camera view)	
Rotate camera (with Orbit camera view)	
Keyframe	 / 
Shift	 / 
Select on-field camera target	 / 
Snap screenshot	

GAME MODES

MATCH DAY KICK OFF

Select KICK OFF from the main menu's Play panel to jump into a quick match as any club or national team. Before you begin the game, you can select TEAM MANAGEMENT or GAME SETTINGS to fine-tune your match experience.

HIGHLIGHTS OF THE WEEK

View real-world upcoming Games of the Week and choose a match to play in it. The higher the skill level you choose, the more XP you earn! Match Day Challenges are based on recent matches, giving you a chance to rewrite history.

CAREER

Career mode is an immersive experience that offers you the chance to play through a lifelong football career. Depending on your personal goals for the mode, you can choose to play as a manager or a player.

MANAGER CAREER

As manager, you'll hand-pick a winning team, set tactics for each match, and make sure all of your players are well-trained and happy so you can win matches!

To get started, select the team you want to manage, adjust Career Settings, and set your Manager Preferences. These cover everything from the way you'll handle your budget to the type of outfit you'll wear—all of which makes a big difference in how you present yourself and run your club.

FINANCIAL STRICTNESS

In Career Settings, make sure you set your desired Financial Strictness—this makes a big impact on your long-term earnings and budget! This setting affects how much cash income from player sales will go to your transfer budget.

MANAGER CAREER MENU

Central	This panel provides an overview of your managerial duties and the current standings. Review the latest news headlines, top scores, and results and fixtures. Send out scouts or advance the calendar to start progressing through the season.
Squad	This is where you'll manage your Squad, from your starting lineup right down to the numbers your players wear. You can edit your Squad, Formations, Tactics, Roles, and Kit Numbers. You can also review the Squad Report, Squad Ranking, and Injury List here.
Transfers	Build the strongest possible team in the Transfers panel. You can scout for new players via the Global Transfer Network, see all players available for loan or transfer, review past and current transfer talks, and even search for specific players. Check out your shortlist, Transfer History, and Finances as you go to make sure you're making the smartest decisions for your team in the long term.
Office	This is where you'll call the shots as manager. Check your inbox, manage your players' Contracts, request funds if you're coming up short, hire youth scouts, view the Objectives you want to meet as manager, review your Career Summary, or even look for a new managerial job. You can also adjust Game Settings here.
Season	Keep tabs on your progress throughout the seat. Here, you can access your calendar, tables, results and fixtures, and current standings to keep a finger on the pulse of international football, or review your team's stats and individual player stats to make sure your boys can handle whatever competition they meet.


GLOBAL TRANSFER NETWORK

One of your jobs as manager is to scout for new players, and the Global Transfer Network makes this a rewarding experience. Go to **CENTRAL > GLOBAL TRANSFER NETWORK** to start reeling in fresh talent for your team.

In the Scouts tab, choose scouts and send them to specific countries to set up scouting networks. In the Instructions tab, you can set instructions for your scouts by selecting the desired Position, Age, and Contract length, along with up to six desirable Attributes you would like in your players. You might look for playmakers who are quick on offense or go for defensive-minded players who work hard to shut down potential plays from their opponents.

Once you've found possible recruits, assign a scout to watch them and make the best decision for your team.

TEAM SHEETS

You can now create multiple match day Squads to handle any scenario that comes your way. You might create a Squad for your league, domestic Cups, or European Cups. Just go to the Squad panel and select TEAM SHEET to start adjusting your Squad. Press  from the Squad panel to rename a custom Team Sheet.

PLAYER CAREER

Start as a young footballer and work your way up to being a valuable member of your football club. Help your team win matches to become a star, and eventually you might be able to retire as a legend or continue your football career by managing a team.

To begin, create your own pro player or choose a real player from your currently selected team. If you create your own pro, you can fine-tune his details such as his name, appearance, position, and attributes.

GAME FACE

Make your player look like you with EA SPORTS™ Game Face! Visit www.easports.com/gameface and sign in to start creating your 3D Avatar with your real face. You'll be able to edit the details of your Avatar before importing it into *FIFA 15*.

The key to being a successful player is to meet your primary and secondary Objectives! These might be scoring a certain number of goals or setting up a certain number of assists during the season. You can review your current Objectives from the Central panel in the career menu.

PLAYER CAREER MENU

Central

Advance the calendar to progress through the season, view your Objectives, browse the latest news headlines, or edit your player.

My Pro

This is where you keep tabs on your progress as a rising football star. Check your inbox, review the Squad Report and Squad Ranking, or track your progress through My Actions, Accomplishments, and My Career. You can also adjust your settings.

Season Panel

View the schedule, your team's statistics, individual player stats, results and fixtures, and current league tables from around the globe.

FIFA ULTIMATE TEAM

Create your own Ultimate Team, fine-tune it to perfect Team Chemistry, and try to reach the top of the FIFA Ultimate Team (FUT) leaderboards. Choose Players to build Squads with high Chemistry, buy or sell items on the 24/7 live Transfer Market, and play in a variety of both single-player and online game modes.

GETTING STARTED

When you first start Ultimate Team, you'll learn how to swap and link Players to improve Team Chemistry before playing a starter match. From there, you can start your own Squad and explore the Transfer Market, Pack Store, and your Club.

CHEMISTRY

Chemistry is at the core of what makes your Ultimate Team successful. Having a team of star Players can help you shine on the pitch, but your Squad must also have the right Chemistry to allow you to maximize its performance. The higher your Chemistry, the better your team performs during matches—and that means a better chance at winning games.

Your team's Chemistry Rating appears in the upper right corner when viewing your Active Squad. Placing players in their preferred positions can improve Chemistry. You should also encourage stronger Chemistry by matching Nationality, League, and Club Chemistry—green lines indicate strong links between Players.

Swap your players around on the Active Squad screen and add new ones from your Club or the Transfer Market to find the ideal balance for your team!

CHEMISTRY STYLES

Every player in Ultimate Team has a Chemistry Style. This affects which attributes will be improved based on the Player's Chemistry Rating. Arrows appear beside the attributes that a specific Chemistry Style affects, and as you start building up Chemistry, they will turn from white to green.

To get the most out of your Squad, you can apply new Styles to Players to upgrade different attributes and, in turn, the team's overall tactics. The effects remain on a Player until a new Style is applied. You can find these Styles in Packs and on the Transfer Market.

CONTRACTS

Before players can excel out on the pitch, they need Contracts to play matches. When viewing your Active Squad, highlight a Player and access the Actions menu, then select APPLY CONSUMABLE to apply a Contract to a Player. Move **R** to switch to the status view, which shows the amount of remaining Contracts for every player.

To give you a head start, the Players from your Starter Pack will come with special long-term Contracts (45 matches). All Players found in Packs start with seven Contracts, and each match they play reduces the number of Contracts by one. If a Player is in your subs or reserves but doesn't head onto the pitch at all, he does not lose a Contract for that match.

MATCHES, TOURNAMENTS, AND SEASONS

Challenge your team and reap the rewards in Matches, Tournaments, and Seasons.

Tournament matches are always single-round knockout matches, and can be played online or as single-player games. Win matches to earn Coins, or take your team to the top and win a Tournament to gain Trophies, Coins, and sometimes even Packs.

Seasons consist of 10 games, playable Online or in Single Player mode. Try to make it through and win the Season or gain promotion! In this mode, the promotion, hold, and relegation system means that losing a match doesn't eliminate your team from the season, giving you the opportunity to bounce back from defeats.

Friendly Seasons allows you to challenge your friends in a five-match season format. Keep track of your record and other stats against every one of your friends, and win seasons to earn the Current Title Holder position and the bragging rights that come with it.

TRANSFER MARKET

The Transfer Market is the hub for purchasing, listing, and selling items. Here, you can find new Players to increase your Squad's overall rating and Chemistry Rating. If you're looking for a new Player, use the search filters such as Quality, Position, Chemistry Style, and Pricing to quickly find the ideal footballer to complement your Active Squad.

SEARCH BY NAME

If you want to search for a specific Player to fill out your Squad, use the first option in Player Search to type in his first or last name. This lets you easily select the Player you want based on the search results that appear.

CONCEPT SQUADS

Concept Squads is a powerful new Squad Planning tool that lets you put together Squads using every Player available in FUT.

To use Concept Squads, select a Player or empty slot in the Active Squad screen, and then access the Actions menu to choose SWAP/ADD PLAYER. Use Concept Squads to plan out your next moves. Find replacements for a Player, test out the Chemistry of an entirely new midfield, or try a whole new Squad before investing in the Transfer Market.

LOAN PLAYERS

Loan Players are Players that you can sign to your Squad for a limited number of matches, allowing you to try out some of the most highly sought after Players in the game. When you first create your club in FUT 15, you'll be given the opportunity to sign one Loan Player for free. More Loan Players are available in the Football Club Catalogue.

PACK STORE

Purchase Packs from the store to find new Players for your Squad. You'll also sometimes earn Packs from winning Tournaments or as a special reward at the end of a Season.

MY CLUB

As you gain new players through the Transfer Market and from Packs you have purchased or won, you will have more than enough for one Squad. My Club contains all of the Players not in your current Squad, as well as your Consumables and other Items.

LEADERBOARDS

Check out the leaderboards to compare yourself to your friends or the top 100 FUT users across the globe as you build your Ultimate Team, play Tournaments and Seasons, and grow your Club.

TOURNAMENT

Play an official league or tournament, or create a tournament and play matches to see who wins your fictional cup. Choose how many teams will participate and set the rules and fixtures to fine-tune the events.

Once you get started, you can play matches or simulate them. A screen with a calendar, team statistics, match results, records, and tournament brackets keeps you up to date as teams compete in hopes of becoming the tournament victors.

BE A PRO

Play to win and bring the crowd to its feet in Be A Pro mode. You can take control of a specific player or goalkeeper on the field and follow all the action with the player-focused 3rd Person Cam. Select BE A PRO PLAYER or BE A PRO GOALKEEPER from Play panel to get started.

NOTE: The 3rd Person Cam is only available when playing as a single player in Be A Pro modes. When playing with your friends, the normal Be A Pro camera is used.

BE A PRO PLAYER CONTROLS

If you're going to play as a pro, you've got to think like one. When your team is on the attack, time your runs and call for the ball at the right time. When defending, ensure you cover any dangers posed by your opponents. Teamwork is everything in football, and communication with your teammates is the key to success. Wherever you are on the field, make sure you use the following controls to increase your chances of victory.

Call for pass/Cross	A
Call for or suggest through ball	Y
Suggest shot	B

INDICATORS

Be A Pro Player provides many of the same challenges faced by real players. Use the indicators provided to ensure you're in the best position on the pitch.



POSITIONING

Knowing where to be on the pitch at any given moment is a must, whatever position you've adopted. In order to improve your positional sense, use the arrows as a guide. Follow them until they disappear to make sure you're in the right place at the right time.



OFFSIDE

To ensure the assistant referee doesn't bring a swift end to another attacking move, make sure you keep an eye out for his flag. When you stray offside, a flag icon appears. To avoid being pulled up, run back past the last defender to get into an onside position.




MARKING


Goals are often scored when opposing players are left unmarked, and it is your responsibility to make sure that doesn't happen. A red ring appears underneath any player with open room that you should be marking. Close in on them as soon as possible!

BE A PRO GOALKEEPER CONTROLS











Goalkeeper is one of the most important positions on the pitch. In Be A Pro Goalkeeper, you take control of the goalie and must keep your team's net secure! Maintain good positioning in front of the net, make saving shots, cut off crosses, and distribute the ball to your teammates after saves. Stay alert! You cannot afford to fail.

NOTE: There are two camera modes in Be A Pro Goalkeeper. One allows you to follow the ball as the action takes place on the pitch. The other allows you to focus on the goalkeeper and prepare for oncoming attacks. Press  to switch between them in order to maintain appropriate positioning on the pitch.

ATTACKING OFF THE BALL

Call for or suggest pass	
Suggest through ball	
Suggest cross	
Suggest shot	
Toggle camera target	

DEFENDING OWN BOX

Dive	 (hold) /  (while moving)
Autopositioning	 (hold)
Slow movement facing ball	 + 
Charge/Punch	 (hold)
Dive at feet	
Anticipation save	
2nd defender contain	 (hold)
Toggle camera target	

ONLINE PLAY

SEASONS

Enjoy ranked online play at its best and most competitive with Seasons. As you play through 10 games per season, try to earn enough points to avoid relegation and gain promotion to the next division—or even win the division title. It won't be easy! Higher divisions mean tougher competition and promotions, so get ready for a true football challenge.

CO-OP SEASONS

Dominate the pitch with a friend as you play through Seasons mode on the same team. Co-op Seasons is the next evolution in online play, allowing you and a friend to team up online and play 2v2. Take up the challenge of reaching Division 1 and fill up your trophy cabinet.

ONLINE FRIENDLIES

Invite a friend to play a match online, and track your rivalry to prove who has the most skills on the pitch in five-game seasons. Earn the most points in five games to hoist the trophy, and then keep the competition going with the next season as you try to defend your title!

MATCH LOBBIES

Select MATCH LOBBIES to find online matches through your Xbox Live account and EA Servers. You can choose to play ranked or unranked matches.

CREATION CENTRE

Visit www.easports.com/fifa/football-club to create custom teams and players, or browse User-Generated Content such as teams, players, and tournaments. Mark items you like to download to your console. You can also manage your team's formations and tactics right from the Internet.

Once you're back playing *FIFA 15*, from the main menu, go to CUSTOMISE > CREATION CENTRE to view the Creation Centre Gallery. Here, you can download the items you have marked online—or download those teams and players you just crafted.

WARRANTY

Limited Warranty

Electronic Arts Pty Ltd warrants to the original purchaser of this computer software product that the recording media on which the software programs are recorded will be free from defects in materials and workmanship for 90 days from the date of purchase. During such period defective media will be replaced if the original product is returned to Electronic Arts at the below address, together with a dated proof of purchase, a statement describing the defects, the faulty media and your return address. This warranty does not apply to the software program themselves, which are provided "as is", nor does it apply to media which has been subject to misuse, damage or excessive wear. The benefits to you by this Limited Warranty are in addition to other rights or remedies you may have under a law in relation to the goods to which the warranty relates. Our goods come with guarantees that cannot be excluded under the Australian Consumer Law.

You are entitled to a replacement or refund for a major failure and for compensation for any other reasonably foreseeable loss or damage. You are also entitled to have the goods repaired or replaced if the goods fail to be of acceptable quality and the failure does not amount to a major failure. Goods presented for repair may be replaced by refurbished goods of the same type rather than being repaired. Refurbished parts may be used to repair the goods. If you have any questions please contact Electronic Arts on the details below. If goods covered by this Limited Warranty are defective, Electronic Arts will reimburse you for the reasonable direct costs which you incur in making your claim subject to you providing us with original receipts of those direct costs with your claim.

AUSTRALIA

Electronic Arts Customer Warranty; Electronic Arts Pty Ltd, GPO Box 1547, Sydney, NSW 2001.

Tel: +61 3 8820 5177

Website: <https://help.ea.com/>

Returns After Warranty

Electronic Arts will replace user-damaged media, current stocks allowing, if the original media is returned with a cheque or postal order for AUD\$15 per disc, payable to Electronic Arts Pty Ltd. If you have any queries on warranty replacements or user-damaged discs or manuals, please contact EA via <https://help.ea.com/>. Please note that this is only for warranty and NOT technical queries. Please remember to include full details of the defect, your name, Non-P.O. Box address and, where possible, a daytime telephone number where we can contact you.

NEW ZEALAND

Electronic Arts Customer Warranty; Fiveight Distribution, PO Box 305-140, Triton Plaza, North Shore 0757

Tel: +64 9951 8377

Website: <https://help.ea.com/>

Returns After Warranty

Electronic Arts will replace user-damaged media, current stocks allowing, if the original media is returned with a cheque or postal order for NZ\$15 per disc, payable to Fiveight Distribution Ltd. If you have any queries on warranty replacements or user-damaged discs or manuals, please contact EA via <https://help.ea.com/>. Please note that this is only for warranty and NOT technical queries. Please remember to include full details of the defect, your name, Non-P.O. Box address and, where possible, a daytime telephone number where we can contact you.

NEED HELP?

EA Customer Support on the Internet

Problem? Question? If you are having problems with your game, we are here to help.

Australia

Online Customer Support:

<https://help.ea.com/>

EA's Online Customer support provides free live chat, email support, and community resources on Answer HQ.

Electronic Arts Australia Support Hotline:

+61 3 8820 5177

Operating hours from 9am - 6pm AEST Monday to Friday. Closed on National Australian Public Holidays. Calls charges from mobile and public phones are higher.

New Zealand

Online Customer Support:

<https://help.ea.com/>

EA's Online Customer support provides free live chat, email support, and community resources on Answer HQ.

Electronic Arts New Zealand, Games

Hotline: **+64 9951 8377**

Operating hours from 9am - 9pm 7 days a week. Calls charges from mobile and public phones are higher.

KEEP UP WITH THE LATEST EA NEWS..!

Check out all the latest EA news, downloads and updates on www.ea.com/au/news or visit www.ea.com/au to register for an Origin Account and get all the latest info and exclusives delivered directly to your inbox.