



FIFA 15

FIFA

Official
Licensed
Product

CONTENTS

COMPLETE CONTROLS.....	3
STARTING THE GAME.....	9
MAIN MENU.....	12
PLAYING THE GAME.....	13
NEED HELP?	22

COMPLETE CONTROLS

CONTROLS

NOTE: The controls in this manual refer to the Classic configuration.

MOVEMENT

Move player	left stick
First touch/Knock-on	R2 button + right stick
Sprint	R2 button (hold)
Stop and face goal	left stick (release) + L1 button
Protect/Slow dribble/Jockey	L2 button (hold)
Face up dribbling	L2 button + R2 button
Skill moves	right stick
Stop ball	left stick (release) + R2 button

ATTACKING (SIMPLE)

Short pass/Header	ⓧ button
Lob pass/Cross/Header	Ⓚ button
Through ball	Ⓛ button
Shoot/Volley/Header	Ⓞ button
Trigger player run	L1 button
Chip shot	L1 button + Ⓞ button
Finesse shot	R1 button + Ⓞ button
Fake shot	Ⓞ button, ⓧ button
Fake pass	Ⓚ button, ⓧ button

ATTACKING (ADVANCED)

Hard stop protect	L2 button + left stick (release)
Lobbed through ball	L1 button + Ⓛ button
Bouncing lob pass	R1 button + Ⓚ button
Low cross	Ⓚ button (double tap)
Ground cross	Ⓚ button (triple tap)
Early cross	L1 button + Ⓚ button
Dummy a pass	R1 button (hold)
Cancel	L2 button + R2 button
Fancy pass	R1 button + ⓧ button
Fake shot to pass	R1 button + Ⓛ button
Flair shot	L2 button (hold) + Ⓞ button

TACTICS

Offside trap	↑ button, ↑ button
Team press	↑ button, ↓ button
Swap wings	↑ button, ← button
CB joins attack	↑ button, → button

DEFENDING

Change player	L1 button
Switch player (manual)	right stick
Tackle/push or pull (when chasing)	⊙ button
Pull and hold (when chasing)	⊙ button (hold)
Sliding tackle	Ⓜ button
Clearance	⊙ button
Jockey	L1 button (hold)
Contain	⊗ button (hold)
Teammate contain	R1 button (hold)
Running jockey	L2 button + R2 button

GOALKEEPER

Drop kick	⊙ button/Ⓜ button
Throw/Pass	⊗ button
Charge/Drop ball	Ⓐ button
Stay on goal line	Ⓐ button (double tap)
Pick up ball	R1 button
Switch to GK	touch pad button









FREE KICKS

Ground pass	⊗ button
High pass/Cross	Ⓜ button
Curled shot	⊙ button
Driven shot	L1 button + ⊙ button
Wall jump (when defending)	Ⓐ button
Wall charge	⊗ button
Move wall	L2 button/ R2 button
Wall creep	R1 button

FREE KICKS (ADVANCED)

Call 2nd kick taker	L2 button
2nd kick taker curled shot	L2 button +  button
2nd kick taker layoff pass	L2 button +  button
2nd kick taker layoff chip	L2 button +  button
2nd kick taker run over ball	L2 button +  ,  button
Call 3rd kick taker	R1 button
3rd kick taker curled shot	R1 button +  button
3rd kick taker run over ball	R1 button +  ,  button

CORNERS AND THROW INS

Corners (lob cross)	 button
Corners (low cross)	 button (double tap)
Corners (ground cross)	 button (triple tap)
Corners (pass)	 button
Use Set Play Tactics	 button
Short throw in	 button
Short throw in (manual)	 button
Long throw in	 button
Switch to receiver	right stick (flick)

PENALTIES

Shoot	 button
Finesse shot	R1 button +  button
Chip shot	L1 button +  button
Goalkeeper dive	right stick
Goalkeeper move side to side	left stick (move side to side)

ASSISTANCE FOR NEW PLAYERS

You don't have to be a pro to make impressive moves when you're out on the pitch. If you're new to *FIFA 15*, go to Controls under the Settings option to turn on Assistance for specific moves. This makes passes and saves easier, without the need for perfect timing or positioning. When you're ready for more of a challenge, choose SEMI for less assistance or MANUAL to earn every one of your goals without aid.

SKILL MOVES

NOTE: Only the most skilled players can complete the more challenging moves.

1 STAR MOVES

Ball juggle (while standing)	L2 button (hold) + R1 button
Foot fake (while standing)	L1 button (hold)

2 STAR MOVES

Body feint (left or right)	right stick ←/→ (flick)
Stepover (left or right)	right stick ↑, ↘, ← / ↑, ↗, →
Reverse stepover (left or right)	right stick ←, ↘, ↑/→, ↗, ↑
Ball roll (left or right)	right stick ← / → (hold)
Drag back (while standing)	R1 button + left stick ↓ (flick)

3 STAR MOVES

Heel flick	right stick ↑, ↓ (flick)
Flick up	right stick ↑, ↑, ↑ (flick)
Roulette (left or right)	right stick ↓, ↘, ←, ↘, ↑, ↗, → / ↓, ↘, →, ↗, ↑, ↘, ←
Fake left and go right	right stick ←, ↘, ↓, ↘, →
Fake right and go left	right stick →, ↘, ↓, ↘, ←

4 STAR MOVES

Ball hop (while standing)	R3 button (tap)
Ball roll cut left	right stick → (hold), left stick ← (hold)
Ball roll cut right	right stick ← (hold) left stick → (hold)
Heel to heel flick	right stick ↑, ↓ (flick)
Simple rainbow	right stick ↓, ↑, ↑ (flick)
Advanced rainbow	right stick ↓ (flick), ↑ (hold), ↑ (flick)
Feint left and exit right	right stick ←, ↘, ↓, ↘, →
Feint right and exit left	right stick →, ↘, ↓, ↘, ←
Spin left	right stick ↘, ↘
Spin right	right stick ↗, ↗
Stop and turn left/right (while running)	right stick ↑, ← (flick)/↑, → (flick)

5 STAR MOVES

Elastico	right stick →, ↘, ↓, ↙, ←
Reverse elastico	right stick ←, ↙, ↓, ↘, →
Drag back fake and exit left (while standing)	R1 button + left stick ↓, ↘, →, ↙, ↓, ↙, ←
Drag back fake and exit right (while standing)	R1 button + left stick ↓, ↙, ←, ↙, ↓, ↘, →
Hocus pocus	right stick ↓, ↙, ←, ↙, ↓, →
Triple elastico	right stick ↓, ↘, →, ↘, ↓, ↙, ←
Ball roll and flick left	right stick → (hold), ↑ (flick)
Ball roll and flick right	right stick ← (hold), ↑ (flick)
Quick ball rolls (while standing)	right stick ↓ (hold)
Sombrero flick (while standing)	right stick ↑, ↑, ↓ (flick)
Turn and spin (left or right)	right stick ↑, ← (flick)/ ↑, → (flick)
Ball roll fake left (while standing)	right stick ← (hold), → (flick)
Ball roll fake right (while standing)	right stick → (hold), ← (flick)
Rabona fake (while jogging)	L2 button + ⊕ button/⊙ button, ⊗ button + left stick ↓
Elastico chop left	right stick ↓, ← (flick)
Elastico chop right	right stick ↓, → (flick)
Alternate heel chop left	L2 button + right stick ↓, ← (flick)
Alternate heel chop right	L2 button + right stick ↓, → (flick)
Heel to toe	L2 button + right stick →, ↘, ↓, ↙, ←

5 STAR JUGGLING TRICKS

Laces flick up	L2 button + R1 button (hold)
Sombrero flick backwards	left stick ↓ (hold)
Sombrero flick left	left stick ← (hold)
Sombrero flick right	left stick → (hold)
Toe bounce left	right stick ← (hold)
Toe bounce right	right stick → (hold)
Around the world	right stick ↓, ↙, ←, ↙, ↑, ↗, →, ↘ / ↓, ↘, →, ↗, ↑, ↙, ←, ↙
Double around the world	right stick ↓, ↙, ←, ↙, ↑, ↗, →, ↘, ↓, ↙, ←, ↙, ↑, ↗, →, ↘, ↓
In air elastico	right stick ←, → (flick) / →, ← (flick)
Flick up for volley	left stick ↑ (hold)
Chest flick	left stick ↑, L3 button (hold), R3 button (triple tap)
T. around the world	right stick ↓, ↙, ←, ↙, ↑, ↗, →, ↘, ↑ (flick)

VOICE RECOGNITION

Use these commands as your player when you're out on the pitch:

**Keeper charge	**Go run ahead	**On your horse	**Go go go
**Run on	**Pass the ball	**Pass it	**Give it here
**To feet	**Through to me	**Through through	**Through ball
**Play it through	**Shoot	**Have a shot	**Crack it
**In the mixer	**Cross it	**Center it	**Front stick
**Near post	**Back stick	**Back post	**Get it out of there
**Clear it	Tactics	Offside trap	Team pressing
Swap wings	Center back joins attack	CB joins attack	Quick tactics
Long Ball	High Pressure	Counter Attack	Possession
Formations	Formation one	Formation two	Formation three
Formation four	Formation five	Mentality	Park the bus
Ultra defensive	Defensive	Balanced	Attacking
Ultra attacking	All out attack	"Make a sub" (wait) "Sub out position" (wait) "Sub in position" (wait) "Sub number"	"Make a change" (wait) "Sub out position" (wait) "Sub in position" (wait) "Sub number"
"Change a Player" (wait) "Sub out position" (wait) "Sub in position" (wait) "Sub number"	Cancel	Camera Tele Broadcast	Camera Tele
Camera Co-op	Camera Default	Camera End to End	Camera Pro
Camera Broadcast	Change Camera Dynamic	Change Camera Tele Broadcast	Change Camera Tele
Change Camera Co-op	Change Camera Default	Change Camera End to End	Change Camera Pro
Change Camera Broadcast	*Hard five minutes	*Pressure on the ball	*Go all out now
*Shoot from anywhere	*Route one now boys	*Everybody back	*Shut up shop
*Let's slow it down	*Get tight on them	*Watch for the long ball	*Take it to the corners
*Step it up	*We need the win	*Look after the ball	*Ease off a little

*Requires you to choose COMBO COMMANDS in the Voice Recognition Settings.

**Commands accessible only when in Play As A Player mode.

STARTING THE GAME

CHOOSE YOUR CLUB

The first time you launch *FIFA 15*, you'll have the opportunity to select your favourite team. Your club's crest will feature beside your name in EA SPORTS™ Football Club, so all of your Friends playing *FIFA 15* will know which team you support!

CONNECT WITH EA SPORTS™ FOOTBALL CLUB

More than ever, playing *FIFA* can be a social experience. If you choose to connect to your favourite club in real life through EA SPORTS Football Club, you'll have access to the club's news and promotions. You can also connect to your Friends playing *FIFA 15* to automatically share your major game events and accomplishments with them, and compare progress in the leaderboards. Take advantage of the social features here, such as sending Catalogue unlockables or commenting on your Friends' accomplishments through EA SPORTS Football Club.

SAVING AND LOADING

FIFA 15 uses an autosave feature that automatically saves your progress and most recent Settings. Do not turn off your PlayStation®4 system while the autosave icon is displayed, or you will lose all unsaved information.

EARN REWARDS FOR PAST *FIFA* EXPERIENCE

If you have played previous *FIFA* games, your EA SPORTS Football Club level, XP, and Football Club Credits (FCC) will carry over to *FIFA 15*. You'll also receive rewards for past progress in *FIFA 14* modes such as Ultimate Team, Career, and Seasons, and for playing *EA SPORTS™ 2014 FIFA World Cup Brazil™*.

MATCH PREPARATIONS

Before you head out onto the pitch, you can customise your Game Settings in the Settings screen. Choose the length of your matches, difficulty level, commentary language, CPU, and the ball you use, among many other details. You can also toggle on or off rules like injuries and offsides depending on how realistic you want your matches to be.


CAMERA TIPS



Don't neglect the camera settings in the Game Settings menu! Each type of match has a customisable camera option with up to seven types of cameras to choose from. This lets you view the pitch and experience each match from a perspective that works for you.

TEAM MANAGEMENT


FIFA 15 features a new way to set up your team before the match, with a new interface and new functionality. Ready to set up your team and prep for your time on the field?

SQUAD


Select your starting 11 to determine who will take the field today. Highlight a player and press the  button to select him, and then select a second player to swap their positions on the field. You can also replace anyone on the field with a player from Substitutes or Reserves at the bottom of the screen; Reserves are not available during a match.

While making your selections, review each player's information and attributes by highlighting him and pressing the  button. You can also see a quick overview of that player's strengths at the top of the screen. If you're not sure who would be effective in a certain position on the field, highlight that position and press the  button to view Suggested Subs.


FORMATIONS

Browse formations and highlight one to view it onscreen. Once you've found the setup you like, press the  button to select it for the current match!

ROLES

View your team's roles, such as the club captain and various kick takers, and see which player is currently filling each. If you want another player to take on a role, just highlight that role, press the  button to select it, and then choose which player on your current Squad you would like to fill the role.

INSTRUCTIONS

This is where you can tell each player how to handle himself on the pitch in the currently selected Formation and position. Highlight a position and press the  button to select him, and then scroll through the options at the bottom of the screen to see which instructions you can give him. These options vary by position. You might tell your striker to stay central or drift wide, or tell another player to play as a striker rather than hang back. Play around with different strategies and come back to these Instructions if you notice some are working and others need improvement!

TACTICS

Take a look at how your chosen team typically attacks and defends. You can also browse other Tactics, such as High Pressure (best for teams trying to score late in the game) or Long Ball (ideal for teams with faster players and strikers that are good in the air).

Have your own idea of how you want to dominate on the pitch? Go to Custom Tactics and adjust each attribute individually to create a set of tactics that will put your team in the best position possible to score goals and shut down the opposition.

TEAM SHEETS

From the main menu, go to CUSTOMISE > EDIT TEAMS > TEAM SHEETS to start creating or editing a lineup. You can start with your team's default formation, and then select NEW TEAM SHEET to create a second Team Sheet with its own Lineup, Formation, Roles, Instructions, and Tactics. You can also select IMPORT TEAM SHEET to copy a team sheet from another club. You can have up to six team sheets per team.

When you start a new team sheet, you'll be able to name it before fine-tuning it. Adjust your starting 11 and plan your set pieces for the next time you're out on the pitch!

MAIN MENU

HOME

Home provides you with quick access to your most recently played game modes. Jump straight into a game by selecting KICK OFF, continue your Career, or view the latest Football Club News and Alerts, depending on what you've been playing.

PLAY

Get out onto the pitch as you dig into the many game modes available in *FIFA 15*, including Kick Off, Career, Skill Games, Ultimate Team, Tournament, and Highlights of the Week.

ONLINE

Jump into online modes such as Pro Clubs, Online Friendlies, or Seasons, which has you playing head-to-head matches in hopes of winning promotion and trophies.

MATCH DAY LIVE

This is your hub for exploring news headlines and stats for your favorite team. Read the latest news articles, view Top Scorers and the League Table, or even play your team's next match on the virtual field. If you want to change your team, just press the **△** button and select a different club.

CUSTOMISE

Fine-tune your *FIFA 15* experience in the Customise panel. You can adjust various settings, review the controls, edit your teams, create or edit a player, choose custom music in EA SPORTS™ Trax, or view the credits.

EA SPORTS™ FOOTBALL CLUB

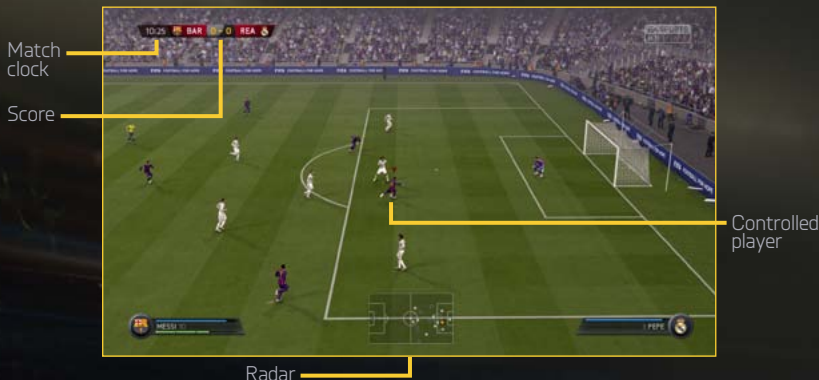
In the main menu and throughout the game, you can access EA SPORTS Football Club from the upper right corner of the screen when signed in to EA servers. This shows your current level, XP, Football Club Credits (FCC), and favourite team crest. Press the **R3** button to access this profile in greater detail. You can move the left stick or press the **L2** button or **R2** button to navigate through the following categories:

My Activities	See the <i>FIFA 15</i> events you have completed, and share your recent accomplishments with other Friends playing the game.
News	Check out the accomplishments you and your Friends have shared, then give your thoughts by adding comments and tags to them.
Notifications	View the latest notifications from your Friends and the <i>FIFA</i> Dev Team.
Catalogue	Browse the Catalogue and use the FCC you've earned to redeem items such as new celebrations, special kits, and teams. Many items are locked until you reach a certain level in <i>FIFA 15</i> .


PLAYING THE GAME

Go to the Play panel when you're ready to launch your football career or play a quick match, among other things. You can also improve your footwork in the Practice Arena and with Skill Games.

GAME SCREEN



PLAYER STATUS BAR



MATCH DAY KICK OFF

Select KICK OFF in the Play screen to get straight onto the pitch and take on any club or national team in the game. The latest squads and form updates with Match Day require a connection to the EA servers.

HIGHLIGHTS OF THE WEEK

View real-world upcoming Games of the Week and choose a match to play in it. The higher the skill level you choose, the more XP you earn. Challenges based on recent matches give you the opportunity to rewrite history. You must be signed in to EA servers to play these matches.

PLAYERS IN FORM

See the latest real-world player form updates.

TEAMS IN FORM

View updated real-world team ratings.

FIFA ULTIMATE TEAM

Create your own Ultimate Team, fine-tune it to perfect Team Chemistry, and try to reach the top of the FIFA Ultimate Team (FUT) leaderboards. Choose Players to build Squads with high Chemistry, buy or sell items on the 24/7 live Transfer Market, and play in a variety of both single-player and online game modes.

GETTING STARTED

When you first start Ultimate Team, you'll learn how to swap and link Players to improve Team Chemistry before playing a starter match. From there, you can start your own Squad and explore the Transfer Market, Pack Store, and your Club.

CHEMISTRY

Chemistry is at the core of what makes your Ultimate Team successful. Having a team of star Players can help you shine on the pitch, but your Squad must also have the right Chemistry to allow you to maximize its performance. The higher your Chemistry, the better your team performs during matches—and that means a better chance at winning games.

Your team's Chemistry Rating appears in the upper right corner when viewing your Active Squad. Placing players in their preferred positions can improve Chemistry. You should also encourage stronger Chemistry by matching Nationality, League, and Club Chemistry—green lines indicate strong links between Players.

Swap your players around on the Active Squad screen and add new ones from your Club or the Transfer Market to find the ideal balance for your team!

CHEMISTRY STYLES

Every player in Ultimate Team has a Chemistry Style. This affects which attributes will be improved based on the Player's Chemistry Rating. Arrows appear beside the attributes that a specific Chemistry Style affects, and as you start building up Chemistry, they will turn from white to green.

To get the most out of your Squad, you can apply new Styles to Players to upgrade different attributes and, in turn, the team's overall tactics. The effects remain on a Player until a new Style is applied. You can find these Styles in Packs and on the Transfer Market.

CONTRACTS

Before players can excel out on the pitch, they need Contracts to play matches. When viewing your Active Squad, highlight a Player and access the Actions menu, then select APPLY CONSUMABLE to apply a Contract to a Player. Move the right stick to switch to the status view, which shows the amount of remaining Contracts for every player.

To give you a head start, the Players from your Starter Pack will come with special long-term Contracts (45 matches). All Players found in Packs start with seven Contracts, and each match they play reduces the number of Contracts by one. If a Player is in your subs or reserves but doesn't head onto the pitch at all, he does not lose a Contract for that match.

MATCHES, TOURNAMENTS, AND SEASONS

Challenge your team and reap the rewards in Matches, Tournaments, and Seasons.

Tournament matches are always single-round knockout matches, and can be played online or as single-player games. Win matches to earn Coins, or take your team to the top and win a Tournament to gain Trophies, Coins, and sometimes even Packs.

Seasons consist of 10 games, playable Online or in Single Player mode. Try to make it through and win the Season or gain promotion! In this mode, the promotion, hold, and relegation system means that losing a match doesn't eliminate your team from the season, giving you the opportunity to bounce back from defeats.

Friendly Seasons allows you to challenge your Friends in a five-match season format. Keep track of your record and other stats against every one of your Friends, and win seasons to earn the Current Title Holder position and the bragging rights that come with it.

TRANSFER MARKET

The Transfer Market is the hub for purchasing, listing, and selling items. Here, you can find new Players to increase your Squad's overall rating and Chemistry Rating. If you're looking for a new Player, use the search filters such as Quality, Position, Chemistry Style, and Pricing to quickly find the ideal footballer to complement your Active Squad.

SEARCH BY NAME

If you want to search for a specific Player to fill out your Squad, use the first option in Player Search to type in his first or last name. This lets you easily select the Player you want based on the search results that appear.

CONCEPT SQUADS

Concept Squads is a powerful new Squad Planning tool that lets you put together Squads using every Player available in FUT.

To use Concept Squads, select a Player or empty slot in the Active Squad screen, and then access the Actions menu to choose SWAP/ADD PLAYER. Use Concept Squads to plan out your next moves. Find replacements for a Player, test out the Chemistry of an entirely new midfield, or try a whole new Squad before investing in the Transfer Market.

LOAN PLAYERS

Loan Players are Players that you can sign to your Squad for a limited number of matches, allowing you to try out some of the most highly sought after Players in the game. When you first create your club in FUT 15, you'll be given the opportunity to sign one Loan Player for free. More Loan Players are available in the Football Club Catalogue.

PACK STORE

Purchase Packs from the store to find new Players for your Squad. You'll also sometimes earn Packs from winning Tournaments or as a special reward at the end of a Season.

MY CLUB

As you gain new players through the Transfer Market and from Packs you have purchased or won, you will have more than enough for one Squad. My Club contains all of the Players not in your current Squad, as well as your Consumables and other Items.

LEADERBOARDS

Check out the leaderboards to compare yourself to your Friends or the top 100 FUT users across the globe as you build your Ultimate Team, play Tournaments and Seasons, and grow your Club.

CAREER

Career is an immersive experience that offers you the chance to play through a lifelong football career. Career is split into two different areas, Manager and Player.

PLAYER CAREER

Create your own player, or take control of a single professional footballer as you play in multiple leagues, cups, and continental competitions, trying to improve your skills and ultimately represent your national team.

LOCKED TO PLAYER: CONTROLS

If you're going to play as a pro, you've got to think like one. When your team is on the attack, time your runs and call for the ball at the right time. When defending, ensure you cover any dangers posed by your opponents. Teamwork is everything in football, and communication with your teammates is the key to success. Wherever you are on the field, make sure you use the following controls to increase your chances of victory.

Call for pass/Cross	⊗ button
Call for or suggest through ball	ⓐ button
Suggest shot	ⓐ button

Indicators

Be A Pro Player provides many of the same challenges faced by real players. Use the indicators provided to ensure you're in the best position on the pitch.



Positioning

Knowing where to be on the pitch at any given moment is a must, whatever position you've adopted. In order to improve your positional sense, use the arrows as a guide. Follow them until they disappear to make sure you're in the right place at the right time.



Offside

To ensure the assistant referee doesn't bring a swift end to another attacking move, make sure you keep an eye out for his flag. When you stray offside, a flag icon appears. To avoid being pulled up and reducing your match rating by missing out on a goal scoring opportunity, run back past the last defender to get into an onside position.



Marking

Goals are often scored when opposing players are left unmarked, and it is your responsibility to make sure that doesn't happen. A red ring appears underneath any player with open room that you should be marking. Close in on them as soon as possible!

LOCKED TO PLAYER: GOALKEEPER CONTROLS

Goalkeeper is one of the most important positions on the pitch. Maintain good positioning in front of the net, save opposition shots, cut off crosses, and distribute the ball to your teammates after saves. Stay alert! You cannot afford to fail.

NOTE: There are two camera modes when playing locked to a Goalkeeper. One allows you to follow the ball as the action takes place on the pitch. The other allows you to focus on the goalkeeper and prepare for oncoming attacks. Press the **touch pad** button to switch between them in order to maintain appropriate positioning on the pitch.

ATTACKING OFF THE BALL

Call for or suggest pass	ⓧ button
Suggest through ball	ⓐ button
Suggest cross	ⓑ button
Suggest shot	ⓐ button
Toggle camera target	touch pad button

DEFENDING OWN BOX

Dive	right stick (hold)/ ⓧ button (while moving)
Autopositioning	L1 button (hold)
Slow movement facing ball	L2 button + left stick
Charge/Punch	ⓐ button (hold)
Dive at feet	ⓑ button
Anticipation save	ⓐ button
2nd defender contain	R1 button (hold)
Toggle camera target	touch pad button

MANAGER CAREER

Take control of the financial side of your favourite club and please the Board. Scout for new players, manage the budget, and make key player and squad decisions as you take your club to the top. If you do well, you will also get the chance to manage a national team and compete in international competitions, such as the FIFA World Cup.

GLOBAL TRANSFER NETWORK

One of your jobs as manager is to scout for new players, and *FIFA 15's* Global Transfer Network makes this more rewarding than ever. Send scouts to different countries to scout the respective leagues, and set Scouting Instructions to find players who fit your criteria. You can also search the names of specific players you want. Once you've found possible recruits, assign a scout to watch them and make the best decision for your team.

TEAM SHEETS

During your time as manager, you can create multiple match day squads to fit any scenario you encounter out on the pitch. You can create a squad for your league, domestic cup, or European cup. Just visit the Squad panel and rename your squads to suit their styles and help you remember when to put them to use.

ONLINE SEASONS

Enjoy ranked online play at its best and most competitive with Seasons. As you play through 10 games per season, try to earn enough points to avoid relegation and gain promotion to the next division—or even win the division title. It won't be easy! Higher divisions mean tougher competition and promotions, so get ready for a true football challenge.

CO-OP SEASONS

Dominate the pitch with a teammate as you play through Seasons mode on the same team. Co-op Seasons is the next evolution in online play, allowing you to team up online and play 2v2. Take up the challenge of reaching Division 1 and fill up your trophy cabinet! You can play separate seasons with as many Friends as you wish.

PRO CLUBS

Join or create a Pro Club to play alongside Friends and other *FIFA 15* gamers in online play.

With your club, you can compete in 10 games per season and try to gain promotion through the league divisions. Create and grow your online Pro by competing in Club or Drop-In matches, and earn accomplishments to unlock better attributes, unique traits, gameplay celebrations, and kit upgrades. Teamwork is key if you're going to score goals, win matches, and create the best Pro player possible.

As a new player, play in Drop-In matches to get your feet wet and unlock a few accomplishments for your player. When you're ready, look for a club on the Recommended Club screen. This screen also shows you Clubs that people you follow are in. You can also create your own Club and invite people you follow to join.

As manager of a club, access the Transfers screen to review Club invites. Invite notifications also appear in EA SPORTS Football Club as Alerts, in case you miss them.

As your Pro grows, review your stats and progress on the My Pro tab. Have a look at what accomplishments you have yet to unlock. Don't forget about the Virtual Pro boosts available in the EAS FC Catalogue if you have enough XP and FCC to spend!

ONLINE FRIENDLIES

Invite a Friend to play a match online, and track your rivalry to prove who has the most skills on the pitch in five game seasons. Earn the most points in five games to hoist the trophy, and then keep the competition going with the next season as you try to defend your title!

SKILL GAMES

Improve your football skills by completing challenges that test specific maneuvers such as chip shots, free kicks, and dribbling. As you master these abilities, you unlock Skill Challenges to become Legendary at each proficiency. Compare yourself to followers and others on the leaderboards for extra motivation as you progress through the levels!

PRACTICE ARENA


From the Play screen, select PRACTICE ARENA (under Skill Games) to perfect your dribbling and shooting skills against the goalkeeper, or practice set pieces.

CUSTOMISE

FIFA 15 PROFILE

Select PROFILE in the Customise screen to view your *FIFA 15* profile. From here you can manage your squads.

EA SPORTS™ TRAX

Customise your own *FIFA 15* soundtrack with EA SPORTS™ Trax. Accessible from the main menu (CUSTOMISE > EA SPORTS™ TRAX), this feature lets you listen to songs and either select or deselect them to create a custom playlist. You can also choose to turn off all music here by pressing the  button.

NEED HELP?

The EA Worldwide Customer Experience team is here to ensure you get the most out of your game—anytime, anywhere. Whether online, in community forums, through chat, on the phone, or in your social network, our game experts are available and ready to help.



Online Support

For instant access to all of our FAQs and help articles, please visit help.ea.com/uk. We update daily, so check here for the latest issues and resolutions.



Telephone Support

Help is also available 6 days a week (Monday–Saturday) from 9am to 9pm GMT by calling us at **+44 203014 1818** (Calls are charged at standard national rate; please consult your telecoms provider for details).



Twitter & Facebook Support

Need a quick tip? Reach out on Twitter to [@askeasupport](https://twitter.com/askeasupport) or post on facebook.com/askeasupport where our online game experts are available and ready to help. Internet connection and Facebook and Twitter accounts required to access this feature. You must be 13+ to register a Facebook account.

Australia

Online Customer Support:

<https://help.ea.com/>

EA's Online Customer support provides free live chat, email support, and community resources on Answer HQ.

Electronic Arts Australia Support Hotline:

+61 3 8820 5177

Operating hours from 9am – 6pm AEST Monday to Friday. Closed on National Australian Public Holidays. Calls charges from mobile and public phones are higher.

New Zealand

Online Customer Support:

<https://help.ea.com/>

EA's Online Customer support provides free live chat, email support, and community resources on Answer HQ.

Electronic Arts New Zealand, Games

Hotline: **+64 9951 8377**

Operating hours from 9am – 9pm 7 days a week. Calls charges from mobile and public phones are higher.

KEEP UP WITH THE LATEST EA NEWS..!

Check out all the latest EA news, downloads and updates on www.ea.com/au/news or visit www.ea.com/au to register for an Origin Account and get all the latest info and exclusives delivered directly to your inbox.