

 XBOX 360.



FIFA 16

FIFA®
Official
Licensed
Product





WARNING Before playing this game, read the Xbox 360® console, Xbox 360 Kinect® Sensor, and accessory manuals for important safety and health information. www.xbox.com/support.

Important Health Warning: Photosensitive Seizures

A very small percentage of people may experience a seizure when exposed to certain visual images, including flashing lights or patterns that may appear in video games. Even people with no history of seizures or epilepsy may have an undiagnosed condition that can cause “photosensitive epileptic seizures” while watching video games. Symptoms can include light-headedness, altered vision, eye or face twitching, jerking or shaking of arms or legs, disorientation, confusion, momentary loss of awareness, and loss of consciousness or convulsions that can lead to injury from falling down or striking nearby objects. **Immediately stop playing and consult a doctor if you experience any of these symptoms.** Parents, watch for or ask children about these symptoms—children and teenagers are more likely to experience these seizures. The risk may be reduced by being farther from the screen; using a smaller screen; playing in a well-lit room, and not playing when drowsy or fatigued. If you or any relatives have a history of seizures or epilepsy, consult a doctor before playing.

CONTENTS

COMPLETE CONTROLS.....3	LEARNING THE BASICS.....15
WHAT'S NEW IN FIFA 1610	PLAYING THE GAME17
STARTING THE GAME 11	WARRANTY27
MAIN MENU13	NEED HELP?..... 28

COMPLETE CONTROLS

CONTROLS

NOTE: The controls in this manual refer to the Classic configuration.

MOVEMENT

Move player	
First touch/Knock-on	+
Sprint	+
Stop and face goal	(release) +
Protect/Slow dribble/Jockey	(hold) +
Face up dribbling	+
Skill moves	
Stop ball	(release) +

ATTACKING (SIMPLE)

Short pass/Header	
Lob pass/Cross/Header	
Through ball	
Shoot/Volley/Header	
Trigger player run	
Chip shot	+
Finesse shot	+
Fake shot	, +
Fake pass	, +

ATTACKING (ADVANCED)

Protect ball (when dribbling)	+
Lobbed through ball	+
Bouncing lob pass	+
Low cross	(double tap)
Ground cross	(triple tap)
Early cross	+
Dummy a pass	(hold)
Cancel	+
Driven ground pass	+
Flair shot	(hold) +

ATTACKING (ADVANCED CONTINUED)

Fancy pass	+
No touch small feints	+
No touch big feints	+
Manual protect	+

TACTICS

Offside trap	,
Team press	,
Swap wings	,
CB joins attack	,

DEFENDING

Change player	
Switch player (manual)	
Tackle/Push or pull (when chasing)	
Pull and hold (when chasing)	(hold)
Quick get up (after slide tackle)	
Clearance	
Jockey	(hold)
Contain	(hold)
Teammate contain	(hold)
Running jockey	+

GOALKEEPER

Drop kick	B / X
Throw/Pass	A
Charge/Drop ball	Y
Stay on goal line	Y (double tap)
Pick up ball	RB
Switch to GK	◀

FREE KICKS

Ground pass	A
High pass/Cross	X
Curled shot	B
Driven shot	LB + B
Wall jump (when defending)	Y
Wall charge	A
Move wall	LT / RT
Wall creep	RB

FREE KICKS (ADVANCED)

Call 2nd kick taker	LT
2nd kick taker curled shot	LT + B
2nd kick taker layoff pass	LT + A
2nd kick taker layoff chip	LT + X
2nd kick taker run over ball	LT + B, A
Call 3rd kick taker	RB
3rd kick taker curled shot	RB + B
3rd kick taker run over ball	RB + B, A

CORNERS AND THROW INS

Corners (lob cross)	X
Corners (low cross)	X (double tap)
Corners (ground cross)	X (triple tap)
Corners (pass)	A
Short throw in	A
Short throw in (manual)	Y
Long throw in	X
Move throw in receiver	R

PENALTIES

NOTE: To practice penalties, go to the Practice Set Piece in Practice Area (PLAY > LEARN TO PLAY > ONE-ON-ONE).

Shoot	B
Finesse shot	RB + B
Chip shot	LB + B
Goalkeeper dive	R
Goalkeeper move side to side	L (move side to side)

ASSISTANCE FOR NEW PLAYERS



You don't have to be a pro to make impressive moves when you're out on the pitch. If you're new to *FIFA 16*, go to Controls under the Settings option to turn on Assistance for specific moves. This makes passes and saves easier without the need for perfect timing or positioning. When you're ready for more of a challenge, choose SEMI for less assistance or MANUAL to earn every one of your goals without aid. Also in Controls under the Settings option, you can set the new Trainer feature to ON or OFF, and select its level with options ranging from AUTO to levels 1 through 6.

SKILL MOVES



NOTE: Only the most skilled players can complete the more challenging moves.

1 STAR MOVES

Ball juggle (while standing)



 (hold) + 

Foot fake (while standing)




 (hold) +  (hold)

2 STAR MOVES

Body feint (left or right)

 /  (flick)



Stepover (left or right)

 ,  ,  /  ,  , 

Reverse stepover (left or right)

 ,  ,  /  ,  , 

Ball roll (left or right)



 /  (hold)

Drag back (while standing)

 +  (flick)

3 STAR MOVES

Heel flick

 ,  (flick)

Flick up

 ,  ,  (flick)

Roulette (left or right)

 ,  ,  /  ,  ,  /  ,  ,  ,  ,  , 

Fake left and go right

 ,  ,  ,  , 

Fake right and go left



 ,  ,  ,  , 

4 STAR MOVES


Ball hop (while standing)

 (tap)

Ball roll cut left

 (hold),  (hold)

Ball roll cut right

 (hold),  (hold)




Heel to heel flick

 ,  (flick)

Simple rainbow

 ,  ,  (flick)

Advanced rainbow

 (flick),  (hold),  (flick)

Feint left and exit right

 ,  ,  ,  , 

Feint right and exit left

 ,  ,  ,  , 

Spin left

 , 

Spin right

 , 

Stop and turn left/right (while running)

 ,  (flick) /  ,  (flick)

KINECT VOICE COMMANDS

Keeper charge	Go run ahead	On your horse
Go go go	Run on	Pass the ball
Pass it	Give it here	To feet
Through to me	Through through	Through ball
Play it through	Shoot	Have a shot
Crack it	In the mixer	Cross it
Center it	Front stick	Near post
Back stick	Back post	Get it out of there
Clear it	Tactics	Offside trap
Team pressing	Swap wings	Center back joins attack
CB joins attack	Quick tactics	Custom tactic 1
Custom tactic 2	Custom tactic 3	Custom tactic 4
Formations	Formation one	Formation two
Formation three	Formation four	Formation five
Mentality	Park the bus	Ultra defensive
Defensive	Balanced	Attacking
Ultra attacking	All out attack	Substitution
Striker	Midfielder	Defender
Sub one	Sub two	Sub three
Sub four	Sub five	Sub striker
Sub midfielder	Sub defender	Sub goalkeeper
Cancel	Camera tele broadcast	Camera tele
Camera co-op	Camera dynamic	Camera end to end
Camera pro	Camera broadcast	Camera enhanced broadcast
Change camera tele broadcast	Change camera tele	Change camera co-op
Change camera dynamic	Change camera end to end	Change camera pro
Change camera broadcast	Change camera enhanced broadcast	Hard five minutes
Pressure on the ball	Go all out now	Shoot from anywhere
Route one now boys	Everybody back	Shut up shop
Let's slow it down	Get tight on them	Watch for the long ball
Take it to the corners	Step it up	We need the win
Look after the ball	Ease off a little	

WHAT'S NEW IN FIFA 16

FIFA 16 brings you the most authentic simulated football experience to date. This year, emphasis is on new training mechanics to improve your gameplay and expedite your growth as a football player.

Enhancements have also been made to game modes such as FIFA Ultimate Team (FUT). These improvements, along with all-new game modes such as FUT Draft Mode and Women's International Cup, make *FIFA 16* the best of its series.


FIFA ULTIMATE TEAM DRAFT MODE

Draft Mode is a new way to play FIFA Ultimate Team (FUT). Build a team by drafting the best players in FUT, and compete in Single Player or Online Multiplayer to earn amazing rewards.

WOMEN'S NATIONAL TEAMS

FIFA 16 introduces 12 Women's National Teams which you can choose to play in Women's International Cup offline tournament, Kick-Off, Online Seasons & Cups, and Online Friendlies. You can swap groups individually or randomize them before the tournament begins. Additional features during the tournament include playing or simulating a match, as well as viewing fixtures, calendars, and tournament stats.

FIFA TRAINER

The FIFA Trainer will benefit players who are new to the game, and is a great reminder tool for veteran players. The Trainer suggests appropriate moves such as passing, tackling, or shooting the ball. Easily show or hide the Trainer by pressing  at any time while on the pitch without disrupting your gameplay, or you can toggle the Trainer ON or OFF from the Pause menu.

There are two options for the overlays, Auto and Manual. By default the Overlays will be in Auto, meaning that the actions on the screen will change depending on the number of times an action is performed. In Manual, you can cycle through six levels using the Trainer option in the Pause menu.

STARTING THE GAME

GET ONTO THE PITCH

Get ready to experience the high energy of real-world FIFA football in FIFA 16. The first time you launch a KICK OFF match as a new player to FIFA, you'll jump straight onto the pitch where the difficulty level will auto-adjust to help determine your skill level in FIFA 16. If you wish to quit the match, press **ESC** to access the game's Pause menu and then select END MATCH.

If you are a returning player with data from previous FIFA titles, the game will suggest a difficulty level that is right for you when first starting up the game, and then you'll be prompted to choose your favourite club before landing at the FIFA 16 main menu.

CHOOSE YOUR CLUB

The first time you launch *FIFA 16*, you'll have the opportunity to select your favourite team. Your favourite club's crest will feature beside your name in EA SPORTSTM Football Club, so all of your friends playing *FIFA 16* will know which team you support!

CONNECT WITH EA SPORTS FOOTBALL CLUB

Stay connected to your favourite team in *FIFA 16*. If you choose to connect to your favourite club in real life through EA SPORTS Football Club, you'll have access to club news and promotions.

You can also connect with friends playing *FIFA 16* to share major game events and accomplishments, compare progress in the leaderboards, send Catalogue unlockables or comment on your friends' accomplishments.

EARN REWARDS FOR PAST FIFA EXPERIENCE

Playing previous *FIFA* games will carry over your EA SPORTS Football Club level, XP, and Football Club Credits (FCC) to *FIFA 16*. You'll also receive rewards for past progress in *FIFA 15* modes such as Ultimate Team or Online Seasons.

MATCH PREPARATIONS

Before you head out onto the pitch, you can customise your Game Settings in the Settings screen—Choose the half length of your matches, difficulty level, match conditions, and the ball you use, among many other details. You can also toggle rules ON or OFF such as injuries and offsides, depending on how realistic you want your matches to be.

CAMERA TIPS

Don't neglect the camera settings in the Game Settings menu! Each type of match has a customisable camera option with up to seven types of cameras to choose from. This lets you view the pitch and experience each match from a perspective that works for you.

TEAM MANAGEMENT

FIFA 16 features the Team Management upgrades as seen in *FIFA 15*. Manage the set up of your team with a familiar interface and functionality. Create your Squad, adjust formations, assign roles, and manage their tactics. Import Team Sheets or create new ones, and fine-tune formations before getting back onto the pitch.

SAVING AND LOADING

FIFA 16 uses an autosave feature that automatically saves your progress and most recent Settings. Do not turn off your Xbox 360 console while the autosave icon is displayed, or you will lose all unsaved information.

MAIN MENU

HOME

Home provides you with quick access to your most recently played game modes. Jump straight into a game by selecting KICK OFF, continue your Career, or view the latest Football Club News and Notifications, depending on what you've been playing.

PLAY

Get out onto the pitch as you dig into the many game modes available in *FIFA 16*, including Kick Off, Career, Skill Games, Ultimate Team, Tournament, and the all-new Women's International Cup.


ONLINE

Jump into online modes such as Online Friendlies, Co-op Seasons, or Seasons, which has you playing head-to-head matches in hopes of winning promotion and trophies. You can also play an upcoming real-world fixture, or check out other exciting game modes!


CUSTOMISE

Fine-tune your *FIFA 16* experience in the Customise panel. You can adjust various settings, review the controls, edit your teams, create or edit a player, customise your music playlist in EA SPORTSTM Trax, view the credits or Team Sheets, which allows you to create multiple squads per team and manage their lineups and tactics.

EA SPORTS TRAX

With EA SPORTS Trax accessible from the main menu (CUSTOMISE > EA SPORTS TRAX), you can listen to songs, or toggle songs ON or OFF to create a custom playlist. You can also choose to turn off all music by pressing .

EA SPORTS FOOTBALL CLUB

Throughout the game, you can access EA SPORTS Football Club (EASFC) from the Widget located in the upper right corner of the screen when signed in to EA servers. The EASFC Widget shows your current Football Club Level, XP, Football Club Credits (FCC) and favourite team crest. Press  to access the EASFC Widget.

You can move  or press  or  to navigate through the following categories:

My Activities See the *FIFA 16* events you have completed, and share your recent accomplishments with your friends.

News Check out the accomplishments you and your friends have shared, then give your thoughts by adding comments and tags to them.

Notifications View the latest notifications from your friends and the *FIFA* Dev Team.

Catalogue Browse the Catalogue and use the FCC you've earned to redeem or even gift certain items, such as new celebrations, special kits, and teams. Many items are locked until you reach a certain EASFC level in *FIFA 16*.

The EA SPORTS Football Club Catalogue can also be accessed from the dedicated tile present in the Home section of the *FIFA 16* main menu.

LEARNING THE BASICS

LEARN TO PLAY

If you're new to the *FIFA* series, select LEARN TO PLAY from the Play panel to get started learning the basics. This is a great place to break in your boots with drills, One-on-One practice, Set Pieces, and Practice Matches.

The Basics Learn specific skills such as ground passes, shooting, dribbling, and defending through drills—the choice is yours. As you meet practice goals, you'll accumulate points toward completing the challenge. You can then choose to retry a challenge for a better score or continue to the next challenge, until you've successfully mastered all four basic skills.

Create Set Piece Customise your own set piece to practice the skills you want to master most.

Practice Set Piece Practice a set piece, such as penalty kicks, corner kicks, free kicks, or throw-ins. Then adjust settings such as the number of attackers and defenders, which team and side of the pitch you will play as, and the camera angle.

Practice Match Play a practice match to put your new skills to the test with full teams of players out on the pitch.

One-on-One Play some one-on-one in a quiet field—just you against the goalkeeper. From the Pause menu (⏸), you can also choose to practice a set piece, jump into a practice match, create a set piece, or choose to play the other side.

Select Arena Player Select the arena player you would like to be when you're practicing. After making your choice and returning to the Learn to Play menu, the game auto-saves your selection.

Select Arena Goalkeeper Select the arena goalkeeper you would like to be when you're defending the net. Your choice will auto-save when you return to the Learn to Play menu.

SKILL GAMES

Practice your moves on the pitch and challenge yourself against the global *FIFA 16* community! Start off with Bronze drills that teach you specific skills, such as ground passing, shooting, defending, crossing, free kicks, and how to defend the net as goalkeeper. Once you complete a drill, you'll unlock a more challenging one in the next level.

Make it through Bronze, Silver, and Gold drills to unlock Skill Challenges, where you can take on a special drill or game to put your new moves to the test. As you rack up points, you'll progress past Amateur Level and can compare yourself to your friends on the Friends Leaderboard—or even the Global Top 100 players! Do you have the skills to be a World Class level player?

PLAYING THE GAME

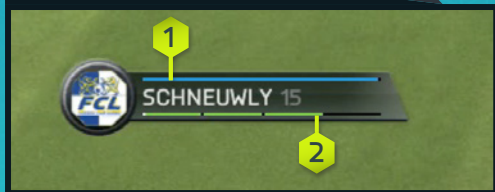
Go to the Play panel when you're ready to launch your football career or play a quick match. You can also improve your footwork in the Practice Arena and with Skill Games.

GAME SCREEN



- 1. Score
- 2. Match Clock
- 3. Controlled Player
- 4. Radar

PLAYER STATUS BAR



- 1. Fitness level
- 2. Kick power

FIFA ULTIMATE TEAM (FUT)

NOTE: All modes associated with FIFA Ultimate Team (FUT) require a connection to the EA servers.

Create your own FIFA Ultimate Team (FUT), compete in a variety of Single Player and Online Multiplayer modes, and acquire players to build Squads with high Chemistry. Find players in packs, or purchase and sell items through the Live Transfer Market to build your Ultimate Team.

GETTING STARTED

When you first start Ultimate Team, you will learn how to swap and link Players to improve your team's Chemistry before playing an introductory match. From there, you will receive a Starter Pack of Players, allowing you to start building your Squad and explore the Transfer Market, Pack Store, and your Club..

CHEMISTRY

Chemistry is essential to make your Ultimate Team successful. Although an all-star team can help you shine on the pitch, your Squad should also have the right Chemistry to maximize performance. The higher your Chemistry, the better your team performs during matches, giving you a better chance of winning games.

While viewing your Active Squad, your team's Chemistry Rating appears in the upper right corner. Place players in their preferred positions, positions and match players' Nationality, League and Club to improve your team's Chemistry Rating—green lines indicate strong links between Players. Having the right Manager and earning Loyalty can also help improve your Chemistry.


Swap your Players around on the Active Squad screen or add new ones from your Club or the Transfer Market to find the ideal balance for your team!

CHEMISTRY STYLES

Each player in Ultimate Team has a Chemistry Style. Combine complementary Chemistry Styles to best improve your team's overall tactics. Arrows appear beside potentially affected attributes based on specific Chemistry Styles, changing from white to green as your Player Chemistry improves.

Styles used to upgrade player attributes will remain with them until a new Style is applied. Chemistry Styles are found in Packs and through the Transfer Market.

CONTRACTS

Before players can excel out on the pitch, they need Contracts to play matches. When viewing your Active Squad, highlight a Player, access the Actions menu, and then select APPLY CONSUMABLE to apply a Contract to a Player. Move  to switch to the status view to display the remaining Contracts for every player. The new Suggested Consumables option can show you when you'll need to apply a Contract to a Player.

Players found in Packs start with seven Contracts. To give you a head start, each Player from your Starter Pack comes with special long-term Contracts (45 matches). Each match played uses up one Contract, but if a Player in your subs or reserves doesn't head onto the pitch at all, he won't use a Contract for that match.

TOURNAMENTS, SEASONS, AND FRIENDLY SEASONS

Challenge your team and reap the rewards in Tournaments, Seasons, and Friendly Seasons.

Tournament matches are always in a four-round knockout format that you can play in either Single Player or Online Multiplayer competitions. Win matches to earn Coins, or take your team to the top and win a Tournament to gain Trophies, Coins, and even Packs!

Seasons consist of 10 games, playable in Single Player or Online Multiplayer competitions. Try to make it through and win the Season, division/league titles, or gain promotion! In this mode, the promotion, hold, and relegation system means that losing a match doesn't eliminate your team from the season, giving you the opportunity to bounce back from defeat. Earn bigger rewards as you work your way up from the 10th division to the 1st—the higher you rank, the bigger the reward.

Friendly Seasons allows you to challenge your friends in a five-match season format. Keep track of your record and other stats against every one of your friends, and win seasons to earn the Current Title Holder position and the bragging rights that come with it.

DRAFT MODE

Draft mode is a new way to play FIFA Ultimate Team (FUT). You'll be given the opportunity to Draft a random selection of all Players available in FUT, including In Forms! Fill in each position to build the Squad you'll use to compete with in either the Single Player or Online Multiplayer four-round elimination format.

The higher you finish in the competition, the bigger the rewards will be.

TRANSFER MARKET

The Transfer Market is the hub for purchasing, listing, selling items, and finding new Players to increase your Squad's overall rating and Chemistry Rating. Filter Players by Name, Nationality, League, Club, Quality, Position, Chemistry Style, or Pricing to easily find the ideal footballer to complement your Active Squad.

SEARCH BY NAME

To search for a specific Player, use the first option in Player Search to type in his first or last name, and then select the Player you want based on the search results.

CONCEPT SQUADS

Concept Squads is a powerful Squad Planning tool that lets you create Squads using every Player available in FUT.

Select a Player or empty slot in the Active Squad screen, and then access the Actions menu to choose SWAP/ADD PLAYER. Use Concept Squads to plan out your next moves. Find replacements for a Player, test out the Chemistry of an entirely new midfield, or try a whole new Squad before investing in the Transfer Market.

LOAN PLAYERS

Loan Players are Players that you can sign to your Squad for a limited number of matches, allowing you to try out some of the most highly sought after Players in the game. When you first create your club in *FIFA 16*'s FUT, you'll be given the opportunity to sign one Loan Player for free. More Loan Players are available in the EA SPORTS Football Club Catalogue and as rewards for winning in various modes.

PACK STORE

Purchase Packs from the Pack Store to find new Players for your Squad. You can even earn Packs from winning Tournaments or as a special reward at the end of a Season. Keep an eye on the Pack Store, as new promotions are frequently added.

MY CLUB

As you purchase or win new Players from either the Transfer Market or Packs, you will have more than enough Players for one Squad. My Club stores all of the Players not in your current Squad, as well as your Consumables and other Items.

LEADERBOARDS

Check out the Leaderboards to see how you rank against your friends or the top 100 FUT users across the globe as you build your Ultimate Team, play Tournaments and Seasons, and grow your Club.

KICK OFF

Select KICK OFF in the Play screen to jump straight onto the pitch and take on any club or national team in the game. The latest squads and updates require a connection to the EA servers.

PLAYERS IN FORM

See the latest real-world player form updates. Each week, you will see player stat updates based on their performance in real-world Football.

TEAMS IN FORM

View updated real-world team ratings.

CAREER

Career is an immersive experience that offers you the chance to play through a lifelong football career. Career is split into two different areas—Manager and Player.

PLAYER CAREER

Create a Player, or take control of a single professional footballer as you play in leagues, cups, and continental competitions to improve your skills and ultimately represent your national team. You'll receive in-game email from your team's manager and board about their expectations and how to improve your skills for the season. You may also choose to retire and continue your career as a manager.

MANAGER CAREER

Take control of the financial side of your favourite club and please the Board. Scout for high potential players, keep players happy, manage the budget, and make key player and squad decisions as you take your club to the top. If you do well, you will also get the chance to manage a national team and compete in international competitions, such as the FIFA World Cup.

GLOBAL TRANSFER NETWORK

One of your jobs as manager is to scout for new players, and *FIFA 16's* Global Transfer Network makes this more rewarding than ever. Send scouts to different countries to scout the respective leagues, and set Scouting Instructions to find players who fit your criteria. You can also search the names of specific players you want. Once you've found possible recruits, assign a scout to watch them and make the best decision for your team.

TEAM SHEETS

During your time as manager, you can create multiple squads to fit any scenario you encounter out on the pitch. You can create a squad for your league, domestic cup, or European cup. Just visit the Squad panel and rename your squads to suit their styles and help you remember when to put them to use.

To begin, create your own pro player or choose a real player from your currently selected team. If you create your own pro, you can fine-tune his details such as his name, appearance, position, and attributes.

BE A PRO PLAYER

Play to win and bring the crowd to its feet in Be A Pro Player mode. You can take control of a specific player or goalkeeper on the field and follow all the action with the player-focused 3rd Person Cam. Select BE A PRO PLAYER or BE A PRO GOALKEEPER from Play panel to get started.

NOTE: The 3rd Person Cam is only available when playing as a single player in Be A Pro modes. When playing with your friends, the normal Be A Pro camera is used.

BE A PRO PLAYER CONTROLS

If you're going to play as a pro, you've got to think like one. When your team is on the attack, time your runs and call for the ball at the right time. When defending, ensure you cover any dangers posed by your opponents. Teamwork is everything in football, and communication with your teammates is the key to success. Wherever you are on the field, make sure you use the following controls to increase your chances of victory.

ATTACKING OFF THE BALL

Call for pass/Cross **A**

Call for or suggest through ball **Y**

Suggest shot **B**

Indicators

Be A Pro Player provides many of the same challenges real players face. Use the indicators provided to ensure you're in the best position on the pitch.



Positioning

Whichever football position you take on, learning the most effective routes and defense positions on the pitch at any given moment is a must. In order to improve your positional sense, use the arrows as a guide. Follow them until they disappear to make sure you're in the right place at the right time.



Offside

When you stray offside, the assistant referee draws a penalty flag and a flag icon appears on screen. To avoid being flagged and potentially reducing your match rating by missing a goal-scoring opportunity, run back past the last defender to get into an onside position.



Marking

Goals are often scored when opposing players are left unmarked, and it is your responsibility to make sure that doesn't happen. A red ring appears underneath any player with open room that you should be marking. Close in on them as soon as possible!

BE A PRO GOALKEEPER CONTROLS

The Goalkeeper is one of the most important positions on the pitch. Maintain good positioning in front of the net, save opposition shots, cut off crosses, and distribute the ball to your teammates after saves. Stay alert! You cannot afford to fail.

NOTE: There are two camera modes when playing locked to a Goalkeeper. One allows you to follow the ball as the action takes place on the pitch. The other allows you to focus on the Goalkeeper and prepare for oncoming attacks. Press ◀ to switch between them in order to maintain appropriate positioning on the pitch.

ATTACKING OFF THE BALL

Call for or suggest pass	A
Suggest through ball	Y
Suggest cross	X
Suggest shot	B
Toggle camera target	◀

DEFENDING OWN BOX

Dive	R2 (hold)/A (while moving)
Autopositioning	LB (hold)
Slow movement facing ball	LT + RT
Charge/Punch	Y (hold)
Dive at feet	X
Anticipation save	B
2nd defender contain	RB (hold)
Toggle camera target	◀

WOMEN'S INTERNATIONAL CUP

For the first time in the *FIFA* series, *FIFA 16* features 12 Women's National Teams! Each team consists of their real-world play styles and tactics to create an authentic experience. Select your favourite teams to control throughout the tournament; customise their formations, tactics, and more. You can also create multiple Women's International Cup tournaments, simulate matches, and even check every player's stats to see who reigns in the league!

ONLINE SEASONS

Seasons offers ranked online matches and the most competitive gameplay. As you play through 10 games per season, try to earn enough points to avoid relegation and gain promotion to the next division—or even win the division title. It won't be easy! Higher divisions mean tougher competition and promotion thresholds, so get ready for a true football challenge.

CO-OP SEASONS

Dominate the pitch with a teammate as you play through Seasons mode on the same team. Co-op Seasons is the next evolution in online play, allowing you to team up online and play 2v2—play separate seasons with as many friends as you want. Take up the challenge of reaching the 1st division and fill up your trophy cabinet!

ONLINE FRIENDLIES














Invite a friend to play a match online, and track your rivalry through five-game seasons to prove who has the most skills on the pitch—earn the most points in five games to hoist the trophy. Keep the competition going with a new season as you try to defend your title or take it away from your friends!

INSTANT REPLAY

During a match, you'll see replays of big moments right after they happen—just as you would if you were watching a real match on television. When you see the prompt in the upper left corner of the screen, press **X** if you want to access Instant Replay to save the clip. You can also access Instant Replay from the Pause menu at any time during a match.

In Instant Replay, you can edit the match highlight to save it to your personal Replay Theatre or upload it to <http://www.easportsfootballclub.com>. To view your highlights later, go to CUSTOMISE > REPLAY THEATRE from the main menu.

INSTANT REPLAY CONTROLS

Play/Pause	
Rewind	
Fast forward	
Change playback speed (while playing)	
Change camera view	
Zoom (with Orbit camera view)	
Rotate camera (with Orbit camera view)	
Keyframe	 / 
Shift	 / 
Select on-field camera target	 / 
Snap screenshot	
Save/Upload	
Hide replay bar	
Show help	

WARRANTY

NOTE: Warranty does not apply to digital download products.

LIMITED WARRANTY

Electronic Arts Pty Ltd warrants to the original purchaser of this computer software product that the recording media on which the software programs are recorded will be free from defects in materials and workmanship for 90 days from the date of purchase. During such period defective media will be replaced if the original product is returned to Electronic Arts at the below address, together with a dated proof of purchase, a statement describing the defects, the faulty media and your return address. This warranty does not apply to the software program themselves, which are provided "as is", nor does it apply to media which has been subject to misuse, damage or excessive wear. The benefits to you by this Limited Warranty are in addition to other rights or remedies you may have under a law in relation to the goods to which the warranty relates. Our goods come with guarantees that cannot be excluded under the Australian Consumer Law.

You are entitled to a replacement or refund for a major failure and for compensation for any other reasonably foreseeable loss or damage. You are also entitled to have the goods repaired or replaced if the goods fail to be of acceptable quality and the failure does not amount to a major failure. Goods presented for repair may be replaced by refurbished goods of the same type rather than being repaired. Refurbished parts may be used to repair the goods. If you have any questions please contact Electronic Arts on the details below. If goods covered by this Limited Warranty are defective, Electronic Arts will reimburse you for the reasonable direct costs which you incur in making your claim subject to you providing us with original receipts of those direct costs with your claim.

AUSTRALIA

Electronic Arts Customer Warranty
Electronic Arts Pty Ltd, GPO Box 1547, Sydney, NSW 2001
Tel: **+61 3 8820 5177**. Website: <https://help.ea.com/>

RETURNS AFTER WARRANTY

Electronic Arts will replace user-damaged media, current stocks allowing, if the original media is returned with a cheque or postal order for AUD\$15 per disc, payable to Electronic Arts Pty Ltd. If you have any queries on warranty replacements or user-damaged discs or manuals, please contact EA via <https://help.ea.com/>. Please note that this is only for warranty and NOT technical queries. Please remember to include full details of the defect, your name, Non-P.O. Box address and, where possible, a daytime telephone number where we can contact you.

NEW ZEALAND

Electronic Arts Customer Warranty
Fiveight Distribution, PO Box 305-140, Triton Plaza, North Shore 0757
Tel: **+64 9951 8377**. Website: <https://help.ea.com/>

RETURNS AFTER WARRANTY

Electronic Arts will replace user-damaged media, current stocks allowing, if the original media is returned with a cheque or postal order for NZ\$15 per disc, payable to Fiveight Distribution Ltd. If you have any queries on warranty replacements or user-damaged discs or manuals, please contact EA via <https://help.ea.com/>. Please note that this is only for warranty and NOT technical queries. Please remember to include full details of the defect, your name, Non-P.O. Box address and, where possible, a daytime telephone number where we can contact you.

NEED HELP?

EA CUSTOMER SUPPORT ON THE INTERNET

Problem? Question? If you are having problems with your game, we are here to help.

AUSTRALIA

Online Customer Support:

<https://help.ea.com/>

EA's Online Customer support provides free live chat, email support, and community resources on Answer HQ.

Electronic Arts Australia Support Hotline:

+61 3 8820 5177

Operating hours from 9am - 6pm AEST
Monday to Friday. Closed on National
Australian Public Holidays. Calls charges from
mobile and public phones are higher.

NEW ZEALAND

Online Customer Support:

<https://help.ea.com/>

EA's Online Customer support provides free live chat, email support, and community resources on Answer HQ.

Electronic Arts New Zealand, Games Hotline:

+64 9951 8377

Operating hours from 9am - 9pm 7 days a
week. Calls charges from mobile and public
phones are higher.

KEEP UP WITH THE LATEST EA NEWS.!

Check out all the latest EA news, downloads and updates on www.ea.com/au/news or visit www.ea.com/au to register for an Origin Account and get all the latest info and exclusives delivered directly to your inbox.