

THE
STREETS

THE
LEAGUE



NBA LIVE 18



CONTENTS

GETTING STARTED	2	THE ONE	10
CONTROLS	3	GAME MODES	15
GAME SCREEN	7	STAY CONNECTED	20
WHAT'S NEW ON THE COURT	8	NEED HELP?	21
NBA LIVE PLAYER	9		




See important health and safety warnings in the system Settings menu.


GETTING STARTED

PLAYSTATION®4 system

Starting a game: Before use, carefully read the instructions supplied with the PlayStation®4 computer entertainment system. The documentation contains information on setting up and using your system as well as important safety information.

Touch the (power) button of the PlayStation®4 system to turn the system on. The power indicator blinks blue, and then turns white. Insert the *NBA LIVE 18* disc with the label facing up into the disc slot. The game appears in the content area of the home screen. Select the software title in the PlayStation®4 system home screen, and then press the  button. Refer to this manual for information on using the software.

Quitting a game: Press and hold the  button, and then select [Close Application] on the screen that is displayed.

Returning to the home screen from a game: To return to the home screen without quitting a game, press the  button. To resume playing the game, select it from the content area.

Removing a disc: Touch the eject button after quitting the game.



Trophies: Earn, compare and share trophies that you earn by making specific in-game accomplishments. Trophies access requires a Sony Entertainment Network account.

CONTROLS

OFFENSIVE CONTROLS

Move player	left stick
Dribble moves	right stick
Shoot	Ⓜ button (hold and release)
Layup	Ⓜ button (hold near basket)
Pass	ⓧ button (tap)
Sprint	R2 button (hold)

PASSING

Pass	ⓧ button (tap)
Self alley	△ button (quickly tap), then Ⓜ button
Lob pass	△ button (tap)
Backboard alley-oop	△ button (quickly tap), then ○ button
Dribble handoff	○ button (hold)
Alley oop	△ button (double tap)
Touch pass	ⓧ button (tap while ball is in the air)
Flashy pass	○ button (double tap)
Closest to rim	R1 button (double tap)
Icon passing	R1 button + Ⓜ, △, ○, or L1 button
Freestyle passing	R1 button (hold) + left stick (flick towards intended player)
Bounce pass	○ button (tap)

SHOT TYPES

Jump shot	□ button or right stick ↑ (hold then release)
Layup	□ button (hold near basket)
Dunk	□ button + R2 button (hold near basket)
Fadeaway	□ button + left stick (away from rim)
Adjust shot	□ button (tap while dunk/layup is in the air)
Putback	□ button (tap while rebounding)
Pump fake	□ button (tap)
Spin gather	□ button (double tap while driving)
Spin-back jumper	right stick ↓ (hold)
Step-back jumper	R2 button + right stick ↓ (hold)
Eurostep	□ button (double tap) + R2 button (hold) while driving
Floater	R2 button (release) + right stick ↑ (hold) while driving

DRIBBLE MOVES

Crossover	right stick (in direction of hand without ball)
Behind the back	right stick ←/→ (downwards half circle)
Hesitation	right stick (in direction of hand with ball)
Dribble modifier	R2 button (hold)
Spin	R2 button (hold) + right stick ←/→ (downwards half circle)
In & out	right stick (flick)

ADVANCED OFFENSE

Coach panel	↓ button (hold)
Play calling	L1 button (tap)
Call for screen	L1 button (hold)
Pick and roll / Pop	L1 button (hold) + L3 button (toggle)

POST MOVEMENT

Enter backdown	L2 button (hold)
Backdown	L2 button (hold) + left stick (point towards Defender)
Aggressive backdown	L2 button (hold) + R2 button (hold) + left stick (point towards Defender)
Hard bump	right stick (flick towards Defender)
Face-Up	L2 button (release)
Post spin / drive	left stick (point towards basket) + L2 button (release)
Pro hop / Drop step	right stick (rotate and hold while in backdown)

POST DEFENSE

Block	△ button
Pull chair	right stick ←/→
Defend spin	left stick (toward direction of spin)
Take charge	right stick ↓ (hold)
Push back	R2 button + left stick (towards Offensive Player)

DEFENSIVE CONTROLS

Move player	left stick
Defensive assist / Deny ball	L2 button (hold)
Steal / Deflect	□ button
Switch player	× button
Icon switch	R1 button (hold) + □ , △ , ○ , or L1 button
Block / Rebound	△ button

ADVANCED DEFENSE

Intentional foul	○ button (tap repeatedly)
Take charge	right stick ↓ (hold)
Double team	○ button (hold)
Contest	right stick ↑ (hold)
Deny ball	L2 button (hold near off-ball opponent)
Defensive assist	L2 button

DEFENSIVE PRESSURE

Pack paint	↑ button (double tap)
Star focus	← button (double tap)
Coach default	↓ button (double tap)
Pressure shooters	→ button (double tap)

PLAY CALLING

Screen play	→ button (tap)
Open choose play	↓ button (tap)
Iso play	↑ button (tap)
Quick play	↑ button (tap to select suggested play)
Select play	L1 button + right stick (release)
Cut play	← button (tap)

OFF-BALL CONTROLS

Set screen	L1 button (hold)
Push off	R2 button (hold) + right stick (move away from Defender)
Box out	L2 button (hold when rebounding)
Box out swim	right stick
Have teammate shoot	Ⓚ button
Spin off defender	R2 button (hold) + right stick ←/→ (downwards half circle)
Post up	L2 button (hold)
Box out steer	left stick + L2 button (hold)
Call for pass	ⓧ button

GAME SCREEN



1. Away team
2. Home team
3. Quarter
4. Game Clock
5. Shot Clock
6. Playoff Round
7. Controlled Player
8. Pass Indicator
9. Shot Meter

WHAT'S NEW ON THE COURT

NBA LIVE 18 brings you the most authentic basketball experience to date. This year, it's all about personalization: create a unique character, follow their career, and stand out among your competitors as you rise to the top!

THE ONE

NBA LIVE 18 introduces THE ONE, an all-new, dynamic career experience centered on your player, your choices, and your legacy. Create a unique player identity and dictate how you become a legend by mastering your selected role on the court, along with your signature abilities and traits that only you can pull off. Embark on your quest to be the greatest basketball player on the planet in The League and The Streets with, or against, other players in solo, co-op and multiplayer challenges delivered through LIVE Event content. Dominate the court with innovative one-on-one gameplay that arms you with an arsenal of all-new moves for each position, made to give you unprecedented control and responsiveness.

In the end, you'll need to prove whether you have what it takes to be THE ONE.

WNBA PLAY NOW

Take on this all-new challenge! The Women's National Basketball Association is making their *NBA LIVE 18* debut. Play as real WNBA players and use their trademark techniques and formations on the court.

IMPROVED MECHANICS

We have built a robust system around the interaction between the ball handler and the on-ball defender. Accordingly, a player can look forward to skill-based steal timing and an advanced 1v1 system offering a brand-new skill-based mechanic on defense. This is best shown when a defender bodies up or cuts off a drive based on your skill. On offense, players will now have a series of dribble moves and counters that keep defenses off-balance, both in the perimeter and in the paint.

What's more, *NBA LIVE 18* offers a new multi-character animation system so you can attack the baskets with countless new dunks, layups, and signature finishes. This system also offers thousands of new multi-character animations that let you feel the physicality and contextual awareness across the court. Rebounding, on ball defense, and guarding on the perimeter or in the post are now taken to a whole new level.

NBA LIVE PLAYER

CREATING YOUR PLAYER

Select your player's name, number, appearance, play style, and position. As you play, you'll unlock new clothing options, shoes, and tattoo designs to further customize your look. Next, choose the different modes you want to play in: The League for an NBA experience; The Streets for Pro-Am venues; or LIVE Events to play online Takedown and LIVE Run Pick-Up games.

Customization isn't all about appearance. Your playstyle will define your role on the court and mold the type of player you can become. Each playstyle has a unique set of traits, as well as an exclusive signature ability that gives you a game-changing boost. Your height, weight, size, and strength are also determined by your playstyle selection, impacting your speed and strength.

PLAYER STORE AND REWARDS

The store is a digital marketplace where you can purchase items to enhance your gameplay experience. Reward Points ("RP") will be your currency to purchase these items; earn RP by playing games, completing objectives, or participating in conversations with characters throughout your experience. You can also use RP to purchase crates in the store. A crate is a collection of highly sought-after rewards, such as new shoes, gear, tattoos, and celebrations. Not only can you purchase crates with RP, you can also earn crates by playing LIVE Events, completing objectives, and engaging in conversations.

Hype, another type of reward, signifies your reputation as a player. You can earn League Hype by playing games in The League, or you can earn Street Hype by playing games in The Streets. Answering conversations in either mode will also increase your Hype. The more Hype you earn, the more crates you'll unlock in the store, and the more traits that you'll have access to. Eventually, you'll be able to unlock new LIVE Events which will bring your gameplay experience to a whole new level.

NOTE: RP is a type of in-game currency you can use to further customize your Created Player.

PLAYER SKILLS PROGRESSION

NBA LIVE 18 has transformed the way you develop your player by incorporating rich RPG mechanics into a Skills Progression system. Start with a focused skill-set, aimed to excel in a specific role, and add new skills as you evolve into a well-rounded superstar. Throughout your journey you will unlock additional skills, abilities, and special trait boosts.

PRACTICE

Want to spend some extra time in the gym before game day? Practice helps you tackle the mechanics of *NBA LIVE 18* at your own pace with interactive drills and special practice scenarios.

- Drills** Whether you are new to *NBA LIVE* or haven't played in a while, try out some drills to familiarize yourself with the controls. You can choose from categories like Offensive Basics, Defense, or Post Moves to fine-tune the techniques that will help you win. After you've perfected a drill, you'll progress to a new one for a comfortable challenge.
- Shootaround** In SHOOTAROUND, you'll have some alone time in the gym to work on your game the way you want to. If you're looking for a little direction, there's a helpful Moves List to guide your workout.
- Scrimmage** Choose SCRIMMAGE to play some 1v1 against an opponent of your choosing. A 5v5 option is also available to help develop a little team chemistry.

THE ONE

THE ONE is *NBA LIVE 18*'s new and dynamic career Journey centered on your player, your choices, and your legacy. You'll be tested to your limit on the courts in both the NBA and Pro-Am circuit, where you'll face off against current and past legends. Create your unique player identity and embark upon on the path to prove to yourself and everyone else that you have what it takes to be a star—to be THE ONE.

When you take control of your career, you'll unlock new skills, traits, and gear along the way. As you progress, you'll make dialogue choices that will shape your personal basketball career.

All New Progression System

NBA LIVE 18 features a revolutionarily new way to progress your player's skills and customize their performance on the court. Skills are now tailored to your playstyle, which emphasizes the specific skills you need to excel in your role. As you level up, you will unlock more skills and improve them with Skill Points ("SP") to unlock skill tiers. Your skill-set is comprised of three separate parts:

Primary Skills	The core of your skill-set. These are the most important skills to your player, as they have the highest-level caps.
Secondary Skills	These complementary skills allow you to expand your skill-set and become a more well-rounded player.
Traits	Traits provide unique boosts that allow your player to focus on certain aspects of the game. Unlock traits by completing specific in-game objectives; once unlocked, a trait will show-up in your trait inventory to be equipped before your next game. You have only three trait slots, so choose wisely. Try finding trait combinations that work well with each other.

The Rise

After overcoming adversity during your sophomore year in college, you'll embark on a path to prove you still have what it takes to rise to the top of the league. You'll hit street ball courts and Pro-Am leagues to rebuild your status and skills. When your big NBA moment arrives, your journey to becoming THE ONE will have just begun.

The League

Start a career with your Created Player and work your way up to becoming a star player. You'll choose your position and upgrade your skills as you progress through your career, beginning with the adidas® Rookie Showcase. Along the way, a dynamic conversation system allows you to seek rewards and experience a compelling narrative seldom seen in the sports genre today.

Are you a Playmaker Point Guard who makes sure the ball gets into the right hands? Or do you prefer to hold down the paint as a Rim Protector Center? Choose your desired position, develop your skills, and become a key player on your team to see if you have what it takes to become a superstar in the NBA.

Gameday

Play or simulate games against CPU-controlled teams, view the calendar, and check out the latest NBA news. Keep an eye on your SP as you progress through the mode: when you have enough SP, you can develop your player's key skills in Skills Progression.

My Rising Star

Keep an eye on your player's development as you progress. You can review your upcoming goals for your next game or check out your Career Milestone progress in Player Goals. View your current roles and minutes at any time in The League HUD.

You'll need to play smart and focus on improvement to rack up Hype! Your Hype score is based on your performance and awards won. Earning a high Hype score will help your move towards your goal of becoming THE ONE.

The Streets: Pro-Am Tour

Continue your journey as THE ONE when you join the Pro-Am Tour. You'll travel across the country competing in five different Pro-Am league tournaments and facing off against both current and legendary NBA players in one-off Historical Challenges. Make sure to participate in conversations to reap rewards like those in The League.

Tournament Challenges

Travel across the nation as you play in Pro-Am tournaments, sponsored by one of five historic Pro-Am leagues. Win the tournament trophies and earn Pro-Am Hype to unlock reward crates and additional venues.

Historical Challenges

Each location on the tour will provide you opportunities to size yourself up against some of the historic performances played on those very same courts. You'll earn reward crates when you beat the challenge and three of its objectives. Completing the Tournament Challenge at a venue will unlock a fifth, legendary Historical Challenge.

The Streets: LIVE Events

Throughout the year, you can play as your character from **THE ONE** in real-time online **LIVE** events, with limited-time challenges and rewards. Join your Friends or other **NBA LIVE** players in co-op or 5v5 multiplayer games. While you're out playing in brand new venues across the country, you'll be working with your teammates to increase your Teammate Grade, earning Pro-Am Hype, Experience Points (XP), and even unique gear for your player.

NOTE: For the best experience, use a wired (Ethernet) Internet connection when playing **NBA LIVE** Pro-Am.

Co-op LIVE Events

Join your Friends or other **NBA LIVE** players as you face off against CPU teams of professional NBA and amateur players. Work with your team to increase each other's Teammate Grade, and earn unique gear rewards for your player.

NOTE: Games must be completed; otherwise, your progress and any rewards earned in that game will be lost.

Find Some Teammates	Selecting this option starts a matchmaking search to place you with other teammates.
Play with Friends	Invite your Friends to a lobby where you can play in your own private online game, or open it up to the public to fill in the rest of the roster.
Teammate Grade	Each player will earn a Teammate Grade based on how well they play as a team. The more successful you are in teamwork, the more Reward Points ("RP") and Pro-Am Hype you earn.
Gear Rewards	Unlock unique reward crates to acquire gear for your player. Play LIVE Events to earn as many crates as you can before the event expires.

LIVE Run: Pick-Up

Hit the court and join other online players in 5v5 multiplayer games. Start a LIVE Run match with Find a New Game or Play with Friends. LIVE Run: Pick-Up games use a subset of the official NBA rules, and run until a team scores 21 points and has 2 or more points than their opponent.

Find a New Game	Selecting this option starts a matchmaking search to set up a new 5v5 multiplayer game.
Play with Friends	Invite Friends to create your own private online game, or open it up to the public to fill in the rest of the roster.
Weekly Leaderboard	See how your Average Teammate Grade compares to other LIVE Run: Pick-Up players on the Weekly Leaderboard.

Leaderboard

Your League and Street Hype, when combined, forms your One Score. Check your rankings on the leaderboard to see how you stack up against the rest of the *NBA LIVE* community.

Performance Grade

Test your skills and performance on the court with Performance Grade. Your Grade will be set after you've performed 85 unique, on-court actions from your chosen position or on-court style. Perform well, and you'll earn additional Hype and RP. You'll also win your coach's approval, which can gain you more playing time!

Role & Minutes

When you're drafted into the NBA, it's up to you to earn your starting role. Upgrade your skills with SP and increase your Overall Rating as you progress to move up the depth chart. When your Overall Rating is higher than the top player at your position, you'll become a starter.

You can minutes based on your role and average Performance Grade of your recent games. Management reevaluates your minutes for upcoming games based on your grade. Perform well, and you'll become THE ONE.

GAME MODES

LIVE ULTIMATE TEAM

Create and manage your dream team in *NBA LIVE 18* Ultimate Team. Select players to create a balanced lineup, then play games to earn rewards and coins to buy packs for new players.

Build your team's success with managerial decisions and see if your hard work pays off in online ranked Head-to-Head games.

NOTE: For an in-depth FAQ about *NBA LIVE 18* Ultimate Team, please visit <http://www.easports.com/nba-live>.

GM List

Get a head start on this year's edition of Ultimate Team by guiding your team to complete your tasks to earn coins and packs.

Inventory



Inventory shows you your players, coaches, logos, jerseys, venues, and contracts.

Items	You'll end up with an abundance of items as you gain new packs. Use the A button to mark all your items across all pages to easily clear out your inventory.
Player Items	Here you can scroll through all your players on your Ultimate Team. Press the R3 button on the Player Details page to view all available information at once.
Coach	Choose your coach that will lead your team to victory.
Logo	Select your team's perfect logo. Your logo will appear on your menu background and in-game commentary.
Jerseys	Choose your jerseys for your team. Your jerseys don't need to match your logo, or even each other, so get creative!
Venue	Select your home arena—this will be the setting for your future home games.
Contracts	Players need contracts to enter the court. Each time your player in your Active Lineup enters a game, he will spend one of his contracts. Contracts apply to one, specific player each, and must be purchased through packs. Apply contracts by highlighting a player and selecting APPLY CONTRACTS in the Actions menu.
Customize Team	Select CUSTOMIZE TEAM to edit your team name, logo, coach, jersey, or arena. You can also delete your team from here: this will delete everything associated with your team, including your coin reward balance, and your deleted data cannot be recovered. Your NBA Points, however, will remain.


Active Lineup

View and set up your player's actions on the court. From here you can compare players, swap their positions, search your franchise for replacement players, sell items for coins, and customize your jerseys, coaches, and more.

Swapping Player Positions

To make smart plays and encourage teamwork, you'll have to make sure your players are in the best position on the court. To swap a player's position, highlight them and press the  button. Highlight a second player and press the  button again to complete the swap.

Changing Your Active Lineup

If you feel your team is underperforming, you might want to try changing your Active Lineup. Highlight a player and press the  button to access the Actions menu. From here, select SWAP WITH FRANCHISE to remove them from the lineup, then search your franchise for a replacement player.

If you prefer leaving the player's slot empty for now, select SEND TO FRANCHISE to remove them without selecting a replacement. However, you'll need to fill in this slot before entering a new game.

From here, you can discard players not in your Active Lineup from your franchise for coins.

Packs

Packs contain players and valuable items for your team. Each pack has a set composition, but the exact items are random. Some packs are more likely to contain certain types of players.

Purchase packs with coins you've earned in-game or NBA Points purchased with real-world currency. You will earn additional packs by leveling up, completing Fantasy Challenges in Ultimate Team, or completing all the tasks in your GM List.

Once opened, you can place the items in your pack in your franchise. Unwanted items can be set up for auction or discarded for coins. This year you can keep duplicate players in your franchise, though you can't have more than one duplicate player in your Active Lineup.

Auction House

You can buy and sell items with other players through auctions. Use filters to narrow down your auction searches, then plan your bidding strategy carefully to try for your item. You can also place your own items up for auction: you'll set their duration, starting price, and Buy Now price.

Fantasy Challenges

Play a series of games in Fantasy Challenges to earn extra coins and packs, where you'll be pitted against opponents skilled in specific areas.

Some Fantasy Challenges have special entry requirements. If a Fantasy Challenge is marked with a red expiration dog-ear, it will be only available for a limited time, and usually offers extra coin and pack rewards. Weekly Challenges will appear throughout the season—they're also available for a limited time, and offer extra rewards, so participate while you can!

FRANCHISE

Manage and coach your own NBA team in Franchise mode. You can build a team from current rosters or create a fantasy draft. From there, it's up to you to develop and trade players to build a complete franchise. Over the course of 30 seasons, you'll need to make managerial decision, upgrade your players, compete in championships, and work towards your long-term goals to build your team into a true NBA dynasty!

To Do

You can view your weekly schedule in the To Do section. From here, you can play full games, play the moment, or simulate the game. Playing the moments will take you to an in-game Super Sim, jumping you into the key moments of the game. Simulate Game sims the game for you, showing you the box score at completion. You can also find Draft Recap, Free Agent Bidding, Re-Signing, and more in the To Do section.

Make sure to view the new about your organization as well as other NBA teams before diving into a game. Once you've completed all the To Dos for that week, you can choose to advance to the next week.

My Team

Make critical decisions for your franchise in My Team. Championships may be decided on the hardwood, but in the front office you'll need to set salaries, set up trades, and search the free agent market for your team. Keep tabs on your team's health in the Injury Report.

Develop Your Team

Your players earn Upgrade Points as they complete goals, which can be used to upgrade their skills. Focusing on your player's primary skills will give them the best opportunity for improvement. Make sure to use the Player Rotation menu to ensure your players are getting the appropriate number of minutes based on their skills.

League

View the Season Standings, Transactions, and your Player and Team Stats in League. You can also see the recent winners of the Player of the Month throughout the season. When the season winds down, check out the All team Awards and MVP Candidates to see the current frontrunners.

RANKED HEAD-TO-HEAD

Ranked Head-to-Head lets you challenge other *NBA LIVE 18* players to see who has the best moves on the court. Compete and dominate in Ranked Matches to advance up the Leaderboard.

PLAY NOW

Jump straight onto the court against Friends or the CPU in the Tip-Off quick play mode. Choose your team and opponent team, and then set your starting lineup, game settings, and coach options before hitting the court.

STAY CONNECTED

EA SPORTS™ HOOPS NETWORK (HOOPSNET)

EA SPORTS Hoops Network (HoopsNet) is your connection to all your Friends in *NBA LIVE 18*—and now you can access it with just the click of a button. Press the **L3** button to access HoopsNet anytime while viewing the main menu. Here, you can see your profile and your Friends' recent accomplishments and scores, and compare your progress throughout every feature in the game.

SYNERGY SPORTS TECHNOLOGY

Synergy Sports Technology keeps you connected to actual events in the NBA all season long. A direct feed of player's Stats and Tendencies dynamically affects your ratings and performance, as well as the in-game artificial intelligence.

NEED HELP?

The EA Worldwide Customer Experience team is here to ensure you get the most out of your game—anytime, anywhere.

- **Online Support & Contact Info** For FAQs, help articles, and to contact us, please visit help.ea.com.
- **Twitter & Facebook Support** Need a quick tip? Reach out on Twitter to [@askeasupport](https://twitter.com/askeasupport) or post on facebook.com/askeasupport.

NBA LIVE 18 SUPPORT INFORMATION

For problems with User Generated Content, please take the following steps:

- Go to <http://help.ea.com>
- Select *NBA LIVE 18* as the product
- Select your product platform
- Select Topic Report Cheating / Harassment
- Select Issue Type Report Cheating / Harassment
- In the issue description field, please report the following:
 - Offending User's OnlineID
 - Description of the violation
 - Approximate time when the violation occurred
 - Be sure to provide accurate contact information before submitting the ticket