



NHL[®] 15



CONTENTS

COMPLETE CONTROLS.....	3	COMMUNITY.....	13
ON THE ICE.....	7	CUSTOMIZE.....	14
NEW FEATURES.....	8	NEED HELP?.....	17
PLAY.....	9		

COMPLETE CONTROLS

OFFENSE

BASICS	
Skate/Aim	left stick
Hustle	L3 button (hold)
Glide	left stick (move and release)
Explosive cut	left stick ↖/↗ (from glide)
Cut back	left stick ↘/↙ (from glide)
Deke	right stick ←/→
Loose puck deke	L1 button + left stick/right stick
Vision control/Skate backwards	L2 button (hold)
Protect puck	⊗ button (hold)
Offensive boardplay with puck	⬆ button (hold with the puck near boards)
Quick plays	directional buttons
Drop to skate	L1 button + right stick ↓
Jump defender deke	L1 button + right stick ↑
One-touch dekes	left stick + L1 button
Spin	L2 button

SHOOTING	
Wind up	right stick ↓
Shoot puck/Slap shot	right stick ↑
Wrist shot	right stick ←/→ (move quarter-circle upward)/ right stick ↑
Fake shot with leg kick	R3 button

NOTE: All shooting controls are based on players moving toward the top of the game screen. To change your shooting controls, select **SETTINGS** in the Customize menu, and then select **CONTROLS**. There, change the Shooting Controls option from Camera Relative to Always Up. You can also change the game controls from **SKILL STICK** to **HYBRID** from here.

PASSING

Pass	R2 button
Saucer pass	R1 button
Dump puck	R1 button (hold) + right stick ↑
Drop pass	left stick (release) + R1 button (tap)
Slap pass (during a slap shot)	right stick ↓ + R2 button (release)

NOTE: Users have full control of the direction of their pass (open passing) and full control of the speed. Tapping the **R2** button gives a short/slower pass, while holding the **R2** button gives a longer, harder pass. To cancel a pass, press the **L1** button while pressing the **R2** button.

DEFENSE

BASICS

Move	left stick
Switch players	R2 button
Body check	right stick (in player's direction)
Poke check	R1 button
Stick lift	⊗ button
Sweep stick (contextual)	R1 button (hold)
Sweep stick (manual)	R1 button (hold) + right stick
Chop puck (loose puck)	R1 button (hold) + right stick
Instigate fight	△ button (tap)
Dive/Block	L1 button + R1 button
Pin player to boards	△ button (hold)
Boardplay kick	left stick + R2 button
Hip check	Ⓡ3 button (hold)
Block pass	L1 button
Manual goalie toggle	L1 button + ⊗ button (hold)
Pull goalie	L1 button + SELECT button
Last man back	R2 button (hold)

FACEOFF

Orient body	left stick
Establish grip	right stick ←/→
Stick lift	right stick ↑
Go for puck	right stick ↓

GOALIE

Butterfly	L2 button (hold)
Hug post	R2 button (hold)
Cover puck	△ button
Free skate	⊗ button (hold)
Basic movement	left stick
Precision movement	L1 button + left stick
Anticipation glove/blocker	right stick ←/→
Poke check	right stick ↑
Desperation save	R1 button + right stick
Stack pads	R1 button + right stick ←/→
Spread pads V save	R1 button + right stick ↓
Lunging horizontal poke check	R1 button + right stick ↑
Leave puck (when in possession)	L2 button
Goalie roll over (from side and only when in Stack Pads)	right stick ←/→
Pass puck	R2 button
Goalie shove	R3 button
Switch to skater	L1 button + ⊗ button

COACHING CONTROLS

With Coaching Controls, it's possible to control your team from the coach's perspective. To use these commands, select the CO position when the position lock option is available—found at the bottom of the lineup screen. Not every game mode has the position lock option.

COACHING CONTROLS	
Change forwards	button
Change defense	button
Change line strategies	button
Forecheck strategies	button
Offensive pressure	button
Neutral zone strategy	button
Defensive pressure	button
Forecheck/Neutral zone bias	button/ button, and then button/ button
Faceoff strategy	button (hold) + left stick
Call for shot	button

ADVANCED CONTROLS

FIGHTING	
Grab/Hold down	button
Fake grab	button (tap)
Overhand punch	right stick
Uppercut	right stick
Push	left stick
Pull	left stick
Block/Lean back	button (hold)
Dodge	button

NET BATTLES	
Engage	right stick
Spin (while engaged)	left stick (rotate 360 degrees)


USER CELEBRATIONS	
Celebrations	button/ button/ button/ button
Ride stick	button
Go on one knee	button
Fist pump	right stick

ON THE ICE

GAME SCREEN



EA SPORTS ACTION TRACKER

The EA SPORTS Action Tracker is found in the pause menu under the scoreboard—select a highlight and press the  button. This visualization tool allows you to see replays of marquee game events including goals, shots, hits, and saves. See who made the big plays on the ice and where the opposing team has been successful.

FAVORITE TEAM

Select your favorite team to transform your main menu hub into that team's design and use them as your default whenever you select a team to play.

SAVING AND LOADING

Save, load, or delete files manually by accessing the Save/Load/Delete screen (via the Customize menu).

AUTOSAVE

Game information for *NHL® 15* is automatically saved to your PlayStation®3 computer entertainment system.

NEW FEATURES

ALL-NEW COMMENTARY TEAM

NHL 15 welcomes the NBC Sports™ commentary team of Mike 'Doc' Emrick and Eddie Olczyk to the broadcast booth. Doc and Eddie will anticipate plays and ramp up their intensity to match the action on the ice with over 35,000 lines of brand-new commentary.

MULTIPLAYER NHL COLLISION PHYSICS

Year two of the critically-acclaimed NHL Collision Physics evolves to introduce true-to-life multiplayer collisions. Net scrambles and player pileups, capturing the true desperation of every shift in the NHL.

THE COMPLETE HOCKEY EXPERIENCE

Play old-school hockey with *NHL 94* Anniversary Mode, suit up with an online team in EA SPORTS Hockey League, or build and play with your ultimate fantasy team in Hockey Ultimate Team. *NHL 15* brings with it a generation of the franchise's best game modes.

PLAY

PLAY NOW

Select **PLAY NOW** from the Play menu to jump right into a game.

Play Now

Drop directly into a match with your selected team in single-player or multiplayer matches.

NHL® 94 Anniversary Mode

Celebrate the 21st anniversary of *NHL 94* in this special mode.

NHL Moments Live

Take control of a team and change the outcome of some of their most heartbreaking losses or relive some of their best moments of the NHL season.

Winter Classic

Take part in the annual Winter Classic match.

NHL 94 ANNIVERSARY MODE

Re-experience the greatness of *NHL 94* in *NHL 94* Anniversary Mode, an homage to the classic game with blue ice and arcade-style physics.

CAREER

Select **CAREER** from the Play menu to begin your quest for greatness as a member of the NHL.

Live the Life Mode

Hit the ice as a created player or established pro.

Be A GM Mode

Become a general manager and attempt to lead your team to glory.

Be A Legend Mode

Step into the shoes of a legendary player.

Season Mode

Take part in a traditional NHL season.

LIVE THE LIFE

Live the life of an NHL player. On or off the ice, every decision you make shapes your legacy as an athlete. Interact with teammates outside of the rink. Take part in media interviews. Each choice you make will affect your relationship with fans, teammates, management, and family, influencing your skills and progression.

PERFORMANCE TRACKER

Go to the Performance Tracker screen in Live the Life Mode for all your hockey cards, stats, and milestones related to your career.

BE A GM

Take on the role of a GM (general manager), coach, and player to run your favorite NHL franchise for up to 25 seasons. Grab a seat and watch the live season play out in front of you. The news messaging center will deliver up-to-the-minute results and stories from around the league.

BE A LEGEND

Experience the glory of playing your entire Live the Life career as a legend as you attempt to shatter the most impressive records in hockey, achieve legendary milestones, and complete legends tasks.

SEASON

Play through a complete season of any league in *NHL 15* including the NHL, AHL, any of the European leagues, and the CHL.

ONLINE

Select ONLINE from the Play menu to explore the connected features of *NHL 15*.

GM Connected

Take on the role of a General Manager, coach, and player to run your favorite NHL franchise for up to 25 seasons.

Online Versus Play

Head online to battle it out on the ice with other players online.

EA SPORTS

Hockey League

Join an online league.

Online Team Play

Join a team of online players and hit the ice.

Online Shootout

Take on another player in a head-to-head match as the goalie or the shooter.

NOTE: You must have an Origin Account to play *NHL 15* online. Follow the onscreen instructions to complete the login process.

EA SPORTS HOCKEY LEAGUE

Play ranked drop-in games with your created pro, and then join or create a team in the EASHL. Online Seasons and playoffs let your team play for coveted championship titles. Experience the thrill of elevating your club through promotion to higher divisions or the loss of being relegated to lower ranks.

DROP-IN GAMES

Not on a team yet or no teammates online? Play with your created pro in a drop-in game to level up or scout players.

PLAYOFFS

Play your way into the best division possible. When the playoffs start, you need to win four games straight to win the championship. Lose and the dream is over until the next playoff window.

PRACTICE MODE

Practice your skills with club members in Practice Mode. Set up a scrimmage where the CPU fills in for the any non-human spots, or try an open practice where only human-controlled players are used in the game.

CLUB INFO

Keep track of all your team's trophies, accomplishments, and records; access rosters; review recent games; or leave the club.

AROUND THE LEAGUE

Each month the best teams in the EASHL are enshrined. See who the best of the best are, [here](#).

GM CONNECTED

Take on the role of a General Manager, coach, and player to run your favorite NHL franchise for up to 25 seasons. Take your chair and watch the living season play out in front of you; the news messaging center will deliver up-to-the-minute results and stories from around the league.

ONLINE SHOOTOUT

Search for a user similar in skill level for a Ranked or Unranked Shootout Match.

ONLINE TEAM PLAY

Play up to 6 vs. 6 with 12 players for an ultimate online hockey experience. Unranked Matches use NHL players, while Ranked Matches use your created pro.

ONLINE VERSUS PLAY

RANKED QUICK MATCH SEARCH

Challenge the first available opponent and play a competitive match. If no opponent is found, you can create a session or browse for other sessions. You can also have some friends join in for Co-op play.

CUSTOM MATCH SEARCH

Choose from a list of custom settings to start a search.

PLAY A FRIEND

Select a Friend from your Friends list to play an unranked game.

HOCKEY ULTIMATE TEAM

Build, Manage, and Compete against others in HUT online seasons and playoffs. You can play against your friends' ultimate fantasy team, and compete against other user-made teams by downloading them with EAUHL 24/7.

Earn EA Coins to buy new players and training items to keep upgrading your team. Participate in buying and selling items in the Auction House. Search through tens of thousands of live auctions for players, contracts, training boosts, and many more.

TOURNAMENTS

Select TOURNAMENTS from the Play menu to play a structured series of matches.

- | | |
|---------------------------|---|
| Playoff Mode | Go straight to the playoffs and fight for the Cup! |
| Tournament Mode | Throw the world's best teams into an 8- or 16-team EA SPORTS World Tournament, or choose to take part in the Memorial Cup Tournament. |
| Battle for the Cup | Do you have what it takes to earn the Stanley Cup? Begin with the championship in this mode. |

TRAINING

Select TRAINING from the Quick Modes submenu of the Play menu to enhance your skill.

Practice Mode

Take part in a traditional practice session or several different types of drills.

Shootout Mode

Be the goalie or take him on head-to-head in a one-player format.

Tutorials

Take part in a series of instructional drills to ensure your skills are up to snuff.

COMMUNITY

Select COMMUNITY from the main menu to explore certain connected features.

View Player Hub

Check out your records and info.

Leaderboards

Are you the best player online? Check out the leading players and how you stack up here.

Lobby

Join an online lobby and take part in an online match.

My Highlights

View the best of your best.

CUSTOMIZE

Select CUSTOMIZE from the main menu to adjust your created players, AI, and more.

Creation Zone	Create and edit a player or team.
Customize AI	Build your own AI and fine tune how the CPU responds in-game.
Roster Management	Manage and edit various teams' rosters.
EA SPORTS Media Hub	View your highlights, take stock of the EA SPORTS Trax, or utilize custom music.
Settings	Alter in-game settings such as difficulty, audio options, gameplay options, and more.
Favorite Team	Change your favorite team.
Save/Load/Delete	Save, load, or delete your <i>NHL 15</i> profile and other data.
Offer Code Entry	Enter offer codes here.
EA SPORTS Extras	View the credits.

CREATE PLAY MODE

Select a team from the different leagues, and then determine a scenario you wish to build upon. Once you're on the ice, take control of your players and start customizing team strategies. Press the **R2** button to select your starting player, and then press the **○** button to begin recording. Skate your player through the play and press the **○** button again to stop recording. Press the **R2** button to add another player to the scenario and repeat the recording process. All previously recorded players will move in unison. Up to five players can be included in a single play. Once you're finished, the recorded movements combine into one coordinated team play. Use these plays in Practice Mode to ensure you have them nailed before attempting them on the competition.












CREATE PLAY MODE CONTROLS	
Select a play	↑ button/↓ button
Primary controls	L1 button / R1 button
Change player	R2 button
Record	○ button
Test	⊗ button
Apply Changes	Ⓜ button

ROSTER MANAGEMENT

View the rosters and detailed player information for nine leagues, the Legend Team, and your custom team in Team Rosters. Switch up team rosters by moving players to different teams in Player Movement. Edit player positioning for teams in nine leagues, the Legend Team, or your custom team in Edit Lines. Change players' jersey numbers in Jersey Numbers.

Finally, you can choose to reset all rosters to their defaults in Set Default Rosters, or download updated rosters in Download Rosters.

EA SPORTS MEDIA HUB

REPLAY SCREEN	
Set/Clear marker	 button
Camera angles	 button/  button
Take photo	 button
Edit clip	 button
EDIT REPLAY SCREEN	
Playback speed	 button
Change color	 button
Take photo	 -button
Change camera	 button/  button
Apply changes	 button

CUSTOM MUSIC

Personalize the music for any team in *NHL 15*. To get started, copy music onto your PS3™ system and create playlists to assign in-game. Select CUSTOM MUSIC and customize the music that plays on the game menu screens, and select a special goal celebration for your own Live the Life player.

SETTINGS

User Celebrations

View the preset controls for celebrations.

Controls

Adjust general control presets, set the vibration, alter shooting controls, set the auto back-skate, and determine the human goalie covers and sweeps.

Video Calibrations

Adjust the brightness level for your TV and tweak the color calibration.

Rules

Determine various game rules and their settings.

Gameplay Settings

Adjust your skill level and game style.

Volume Settings

Modify the volume for various audio features.

Visual Settings

Determine the Global and Online settings for different visual settings.

NEED HELP?

The EA Worldwide Customer Experience team is here to ensure you get the most out of your game—anytime, anywhere. Whether online, in community forums, through chat, on the phone, or in your social network, our game experts are available and ready to help.



Online Support

For instant access to all of our FAQs and help articles, please visit help.ea.com/uk.

We update daily, so check here for the latest issues and resolutions.



Telephone Support

Help is also available 6 days a week (Monday–Saturday) from 9am to 9pm GMT by calling us at **+44 203014 1818** (Calls are charged at standard national rate; please consult your telecoms provider for details).



Twitter & Facebook Support

Need a quick tip? Reach out on Twitter to **@askeasupport** or post on **facebook.com/askeasupport** where our online game experts are available and ready to help.

Internet connection and Facebook and Twitter accounts required to access this feature.

You must be 13+ to register a Facebook account.

Australia

Online Customer Support:

<https://help.ea.com/>

EA's Online Customer support provides free live chat, email support, and community resources on Answer HQ.

Electronic Arts Australia Support Hotline:

+61 3 8820 5177

Operating hours from 9am – 6pm AEST Monday to Friday. Closed on National Australian Public Holidays. Calls charges from mobile and public phones are higher.

New Zealand

Online Customer Support:

<https://help.ea.com/>

EA's Online Customer support provides free live chat, email support, and community resources on Answer HQ.

Electronic Arts New Zealand, Games Hotline:

+64 9951 8377

Operating hours from 9am – 9pm 7 days a week. Calls charges from mobile and public phones are higher.

KEEP UP WITH THE LATEST EA NEWS..!

Check out all the latest EA news, downloads and updates on www.ea.com/au/news or visit www.ea.com/au to register for an Origin Account and get all the latest info and exclusives delivered directly to your inbox.