

XBOX ONE



NHL 18





WARNING Before playing this game, read the Xbox One system, and accessory manuals for important safety and health information. www.xbox.com/support.

Important Health Warning: Photosensitive Seizures

A very small percentage of people may experience a seizure when exposed to certain visual images, including flashing lights or patterns that may appear in video games. Even people with no history of seizures or epilepsy may have an undiagnosed condition that can cause “photosensitive epileptic seizures” while watching video games. Symptoms can include light-headedness, altered vision, eye or face twitching, jerking or shaking of arms or legs, disorientation, confusion, momentary loss of awareness, and loss of consciousness or convulsions that can lead to injury from falling down or striking nearby objects. **Immediately stop playing and consult a doctor if you experience any of these symptoms.** Parents, watch for or ask children about these symptoms—children and teenagers are more likely to experience these seizures. The risk may be reduced by being farther from the screen; using a smaller screen; playing in a well-lit room, and not playing when drowsy or fatigued. If you or any relatives have a history of seizures or epilepsy, consult a doctor before playing.

CONTENTS

GETTING ONTO THE ICE	3	GAME MODES	15
COMPLETE CONTROLS	4	WARRANTY	18
NEW TO <i>NHL 18</i>	12	NEED HELP?	19
PLAYING A GAME	14		

GETTING ONTO THE ICE

Get ready to experience the energy of real-world NHL hockey in *NHL 18*! The first time you launch the game, you'll have four gameplay styles to choose from:

I am new to sports gaming.

Learn the ropes on Rookie difficulty with simplified Hybrid controls, Control Hints, and On-Ice visualizations tailored for new users.

I have not played recently.

This setting defaults to Skill Stick controls while also raising the game difficulty to Semi-Pro.

I am experienced.

Show off your Skill Stick expertise on Pro difficulty.

I am an expert.

Expect All-Star difficulty to give you a serious challenge. This option is great for seasoned players who want a realistic hockey experience.

NOTE: You can adjust gameplay settings at any time from the main menu—just go to SETTINGS. There, each control, difficulty, game style, and hint option can be tweaked to suit your needs.

Once you've made your choice, the game presents five options: Training Camp, What's New, Stanley Cup Game, Free Skate, and Main Menu. Upon choosing Main Menu, you'll be asked to pick your favorite team.

COMPLETE CONTROLS

HYBRID

This is one of the simplest control schemes, using simple button presses to command the action on the ice. It's great for beginners.



OFFENSE

Skating/Shot & Pass Aim	
Pass	
Slap shot	
Wrist shot	
Cancel shot	(hold)
Backhand toe drag	+
Backhand toe drag flip	+ +
Between the legs shot	+ +
Between the legs pass	+ +
One-handed tuck	+
Saucer pass	
One-touch dekes	








DEFENSE

Switch player	
Poke check	
Body check	
Dive/Block	+
Stick lift	
Initiate/Accept Fight	(double tap)
Boardplay	(hold)
Block pass	(hold)






FIGHTING

Grab	 (hold)
Fake grab	
Overhand punch	
Uppercut	
Push	
Pull	
Block/Lean back	 (hold)
Dodge	


























NET BATTLES (BACK PLAYER)

Engage in Net Battle	 (hold)
Switch sides	 (hold) + 
Stick lift while in Net Battle	
Tie up player's stick	 (hold)
Shove	
Push opponent	 (hold)

NET BATTLES (FRONT PLAYER)

Engage in Net Battle	 +  (into player)
Shrug off	
Push opponent	
Spin	

GOALIE



Pull/Replace goalie	 + View button
Manual goalie toggle	 + A
Move goalie	
Precision modifier	
Free skate	A
Pass puck	
Poke check	
Change camera view	View button
Cover puck	Y
Butterfly	 (hold)
Hug post	 +  / 
Hug post (VH)	 +  /  + 
Dump puck	
Diving poke check	X + 
Stack pad	B +  / 
Spread V	X + 
Butterfly slides	 / 
Diving save	X +  / 
Leave puck for teammate	
Paddle down	 (hold)

SKILL STICK


























This control scheme allows precision control for aiming, passing, shooting, saves, and more advanced moves. Players who know hockey and want a more true-to-life NHL challenge will excel with this setup.

OFFENSE	
Deke	
One-handed tuck	(hold) + +
One-touch dekes	+
Wind up/Shoot	
Fake shot	(release)
Leg kick	
Skating/Shot & Pass Aim	
Backhand toe drag	+
Backhand toe drag flip	+ +
Hustle	
Glide	(release)
Precision skating	(hold) + (flick)
Boardplay	
Pass	(hold for more strength)
Between the legs shot	+ +
Between the legs pass	+ +
Cancel pass while holding	
Saucer pass	
Spin	
Dump puck	+
Protect puck	
Chop puck	+
Quick plays	
Line change	,
Vision control	(hold)
Win faceoff	
Between the legs saucer pass	+ +

PASSING

The Skill Stick control scheme gives you the ability to control the power of your passes. Press  for an easy pass, or hold  to potentially send the puck farther across the ice. The longer you hold it, the more power behind the pass.

DEFENSE

Skate	
Precision skating	 (hold) +  (flick)
Switch player	
Line change	 , 
Vision control	 (hold)
Dive/Block	 + 
Stick lift	
Body check	
Poke check	
Hip check	 + 
Sweep stick	 (hold) + 
Chop puck	 + 
Block pass	
Initiate/Accept Fight (post whistle or during gameplay)	 (double tap)
Boardplay	 (hold)
Tie up player's stick	 (hold)
Pass block + sweep stick	 +  / 

FIGHTING CONTROLS

Fighting controls for the Skill Stick control scheme are identical to those of the Hybrid controls. See the previous section for the full list of how to engage other players in fights.

NET BATTLES (BACK PLAYER)

Engage in Net Battle	Y (hold)
Switch sides	Y (hold) + L
Stick lift while in Net Battle	A
Tie up player's stick	A (hold)
Shove	R (flick)
Push opponent	L (hold)

NET BATTLES (FRONT PLAYER)

Engage in Net Battle	LT + L (into player)
Shrug off	R (flick)
Push opponent	L
Spin	LT

GOALIE

Pull/Replace goalie	LB + View button
Manual goalie toggle	LB + A
Move goalie	L
Precision modifier	LT
Free skate	A
Pass puck	RT
Poke check	R
Change camera view	View button
Cover puck	Y
Butterfly	RT (hold)
Hug post	LB + (L / R)
Hug post (VH)	LB + (L / R) + RT
Dump puck	R
Diving poke check	X + L
Stack pad	B + (L / R)
Spread V	X + L
Butterfly slides	(R / R)
Diving save	X + (L / R)
Paddle down	R (hold)
Leave puck for teammate	LT

NHL™ 94 CONTROLS

This control scheme is a throwback to the controls in the original *NHL 94*. It's a straightforward setup that uses buttons for most basic controls.

OFFENSE	
Shoot	B
Pass	A
Move player	L
Hustle	X
Initiate/Accept Fight	Y (double tap)
Spin	LT
Backhand toe drag	LB + X
Backhand toe drag flip	LB + X + RB
Between the legs shot	LB + B
Between the legs pass	LB + A
One-handed tuck	LB + RB

DEFENSE	
Checking	B
Change player	A
Move player	L
Hustle	X
Initiate/Accept Fight	Y (double tap)

NOTE: Fighting controls are the same as those for other control schemes. See the Hybrid controls list in this manual to review them.

GOALIE	
Move goalie	
Precision modifier	
Free skate	
Pass puck	
Poke check	
Change camera view	View button
Cover puck	
Butterfly	(hold)
Hug post	+ /
Hug post (VH)	+ / +
Dump puck	
Diving poke check	+
Stack pad	+ /
Spread V	+
Butterfly slides	/
Diving save	+ /

NEW TO *NHL 18*

NHL THREES

In NHL Threes, make your way across North America and compete in the Pacific, Central, Metropolitan, and Atlantic circuits to unlock new players, arenas, logos, and jerseys. The NHL Threes Circuit can even be played online and via local multiplayer; compete against Friends, or team up and take the Threes circuits by storm.

FRANCHISE MODE

The Vegas Golden Knights Debut

Operating out of T-Mobile® Arena, The Vegas Golden Knights are the latest team to join the NHL!

In *NHL 18*, take the helm of Las Vegas's first-ever NHL team by shaping their story in Franchise Mode. Build your roster with the Expansion Draft; sign new players, make trades, and bolster your lineup beyond your initial 30 players.

Or, if you'd prefer to play as an existing team, create a protected list of players to keep out of the draft and where they belong.

Expansion Teams

The National Hockey League wants a 32nd team, and it's up to you to create it! Participate in an Expansion Draft to build a brand new franchise from scratch.

Contract Extensions

For the first time ever, navigate authentic CBA rules to create compelling contracts. Each player will weigh their options based on their current role, future prospects, team loyalty, and UFA eligibility. CPU teams will go through this process, too.

HUT CHALLENGES

The Hockey Ultimate Team experience now includes HUT Challenges, a dynamic list of bonus activities to complete for Coins, Packs, players, and more.

Team Challenges

Craft the ideal team and try your best to beat the CPU.

3 Star Challenge

Earn stars by completing objectives, such as achieving high scores and performing various tasks during a game.

Co-op Challenge

These will appear as Team or 3 Star Challenges that must be completed with up to five friends.

ONLINE CO-OP PLAY

NHL 18 provides more options for co-op and competitive play than ever before. Set up a game with friends in the room or Friends online; from there, play cooperatively against the CPU or compete in online ranked matches against other teams.

This new co-op experience extends to Versus, HUT, Draft, Online Shootout, and NHL Threes modes.

MORE NEW FEATURES

Request A Trade

In Be A Pro mode, you can now request your player be traded to a championship contending team, a different division, or out of the organization entirely. However, such requests can only be made as a senior player.

Custom Mascot

Every good team needs a good mascot, and now you can design one of your own! Check out the Creation Zone to customize your #1 fan, and then look to the stands to see him cheering for your custom team.

Pinned Modes

In addition to Online Versus, pin up to three of your favorite modes to a shorter, easier-to-navigate main menu. Press **Y** to pin and unpin tiles, and press **Q** to view the full list.

PLAYING A GAME



PAUSE MENU

Press the **MENU** button during a game to freeze the action and open up the Pause menu. You can see the current game stats on the right side of the screen, such as goals, shots, passing percentage, and power plays.

Resume Game

Get back onto the ice and continue your current game.


Manage Teams

Manage your team by editing lines and setting strategies as the game progresses.

Instant Replay

View a replay of your game. Fast-forward or rewind the match, zoom in or out, and move the camera around to get the best angles on all of the action.

Action Tracker

Watch replays of the on-ice action by selecting the event you want to witness. Choose the type of action—such as goals—and the period to get started. You can also press  to filter the choices by team and/or player.

Box Score

See detailed scoring and penalty information for the current game, as well as stats for both teams' players.

Settings

Customize settings for gameplay, audio, visuals, controls, and more. You can also choose to play as the other team, or toggle Goalie Mode ON/OFF depending on whether or not you want to play as the goalie.

Quit

Leave the current game, or select REMATCH to restart the game from the beginning. Either way, the current game will not save.

GAME MODES

Whether you want to play a quick game, compete against friends, or start a hockey career, you can find all of *NHL 18*'s game modes in the main menu.

SAVING YOUR GAME

Game information for *NHL 18* is automatically saved to your Xbox One console. Be a Pro and Franchise modes allow you to save new careers based on the one you're currently playing. Your progress in these career modes will be saved automatically at different checkpoints and upon exiting the mode.

PLAY NOW

Hit the ice in an offline match, either solo or locally with friends. Choose the home and away teams, select jerseys, and get ready to dominate on the ice as the team of your choice.

Before you begin, take time to adjust your lines, strategies, and game settings. Swap players at will and choose your starting lineup for both offense and defense. When it comes to strategy, you have control over everything from your defensive coverage to how your forward line will act.

PLAYER SKILLS AND STRATEGY

Keep in mind that some strategies are built for certain types of hockey players. For instance, Crash the Net for your forward line is best if your players possess a lot of physical strength. Check your lineups to see who's taking the ice, and choose strategies that put their unique skill sets to good use!

ONLINE VERSUS

Challenge other *NHL 18* players to games online. You can play a Ranked Quick Match, compete alongside and against friends, or use the Custom Matchmaking feature to search for someone to play against. This is the place to put your skills to the test!

ONLINE AND OFFLINE SHOOTOUT MODES

A goalie and a shooter trade off defending and taking penalty shots. In a series of five rounds, users can practice this critical moment from both sides.

PLAYOFF MODE

Start a playoff and see which real-world team can make it to the top. First, choose your playoff settings, including the number of participating teams, the length of the series (such as Best of 7), and the difficulty. Next, choose teams to fill out the tournament bracket.

When the tournament begins, you can choose to play games, let the CPU take over, or simulate games.

HOCKEY ULTIMATE TEAM (HUT)

Create and manage your dream team, and then take it onto the virtual ice in HUT Competitive Seasons, Online Seasons, and Playoffs. If you prefer solo play, try HUT Single Player Seasons or the brand-new HUT Challenges—two great ways to brush up on your skills and make sure you're ready to compete online or against your friends. See if you have what it takes to win!

As you progress through HUT, you'll earn Coins to purchase new players. And as you pick new players for your roster, be sure to choose according to their respective strengths: *NHL 18* utilizes HUT Synergy, which grants perks to players who complement each other. Make sure your players are not only stars on the ice, but also have the right Synergy to successfully work together.

You can also challenge your friends to online matches through Play with Friends. Battle it out on the ice to see who has created the best Ultimate Team!

FRANCHISE MODE

Being a GM in *NHL 18* is about not only managing your team, but also making crucial decisions regarding player personnel, ticket prices, operations budgets, arena upgrades, and relocation.

If fans tire of your venue's hot dogs and sodas, expand your concession menu to add variety. Or, if your team's owner wants a boost in overall revenue, try offering a wider selection of merchandise in your team store. Being a GM is all about managing these demands within a budget. Every detail matters—even making sure the bathroom stays squeaky clean.

Lead your team to Stanley Cup® glory through good management and business sense behind the scenes.

DRAFT CHAMPIONS

Draft Champions has you drafting a team comprised of today's NHL stars and yesterday's legends. First, you will select one of four players offered in each round. From there, take your team to the ice to compete in Solo or Head-to-Head games. The more you win, the greater the rewards.

EA SPORTS™ HOCKEY LEAGUE

Join a Drop-in game for a quick EA SPORTS Hockey League experience. Select your favorite position and our improved matchmaking system will find the best available game. Once it's over, stay in the persistent locker room to play with your team again. Develop chemistry with your teammates to eventually join or create a club as a group.

Simply create a character to get started. Customization options will be limited at first, but you'll soon earn more as you progress. Use this character to compete in Drop-in games, 3 on 3 club matches, and in up to 6 vs 6 player club matches.

You can also choose from a list of specialized player classes to hone your skills, play against other clubs, and work your way up the division ladder in Online Seasons.

BE A PRO CAREER

Truly experience *NHL 18* as your own custom player on the ice. Prove your worth in games, improve based on Coach Feedback, and get drafted to start your career. Your performance will shape your legacy.

Now, with Be A Pro presets, you can play according to your preferred game style and period length.

SEASON MODE

Play in one of 11 different leagues for a full season. Dominate the season standings and lead your favorite team to championship glory.

PRACTICE MODE

Whatever part of your game needs improvement, *NHL 18* has you covered: Practice as a full team, free skate against a goalie, or play as a goalie yourself to fine tune your defenses. For a full review of the basics, try out each tutorial in the Training Camp.

WARRANTY

NOTE: Warranty does not apply to digital download products.

Limited Warranty

Electronic Arts Pty Ltd warrants to the original purchaser of this computer software product that the recording media on which the software programs are recorded will be free from defects in materials and workmanship for 90 days from the date of purchase. During such period defective media will be replaced if the original product is returned to Electronic Arts at the below address, together with a dated proof of purchase, a statement describing the defects, the faulty media and your return address. This warranty does not apply to the software program themselves, which are provided "as is", nor does it apply to media which has been subject to misuse, damage or excessive wear. The benefits to you by this Limited Warranty are in addition to other rights or remedies you may have under a law in relation to the goods to which the warranty relates. Our goods come with guarantees that cannot be excluded under the Australian Consumer Law.

You are entitled to a replacement or refund for a major failure and for compensation for any other reasonably foreseeable loss or damage. You are also entitled to have the goods repaired or replaced if the goods fail to be of acceptable quality and the failure does not amount to a major failure. Goods presented for repair may be replaced by refurbished goods of the same type rather than being repaired. Refurbished parts may be used to repair the goods. If you have any questions please contact Electronic Arts on the details below. If goods covered by this Limited Warranty are defective, Electronic Arts will reimburse you for the reasonable direct costs which you incur in making your claim subject to you providing us with original receipts of those direct costs with your claim.

Australia

Electronic Arts Customer Warranty

Electronic Arts Pty Ltd, GPO Box 1547, Sydney, NSW 2001

Tel: +61 3 8820 5177

Website: <https://help.ea.com/>

Returns After Warranty

Electronic Arts will replace user-damaged media, current stocks allowing, if the original media is returned with a cheque or postal order for AUD\$15 per disc, payable to Electronic Arts Pty Ltd. If you have any queries on warranty replacements or user-damaged discs or manuals, please contact EA via <https://help.ea.com/>. Please note that this is only for warranty and NOT technical queries. Please remember to include full details of the defect, your name, Non-P.O. Box address and, where possible, a daytime telephone number where we can contact you.

New Zealand

Electronic Arts Customer Warranty

Fiveight Distribution, PO Box 305-140, Triton Plaza, North Shore 0757

Tel: +64 9951 8377

Website: <https://help.ea.com/>

Returns After Warranty

Electronic Arts will replace user-damaged media, current stocks allowing, if the original media is returned with a cheque or postal order for NZ\$15 per disc, payable to Fiveight Distribution Ltd. If you have any queries on warranty replacements or user-damaged discs or manuals, please contact EA via <https://help.ea.com/>. Please note that this is only for warranty and NOT technical queries. Please remember to include full details of the defect, your name, Non-P.O. Box address and, where possible, a daytime telephone number where we can contact you.

NEED HELP?

EA Customer Support on the Internet

Problem? Question? If you are having problems with your game, we are here to help.

Australia

Online Customer Support:

<https://help.ea.com/>

EA's Online Customer support provides free live chat, email support, and community resources on Answer HQ.

Electronic Arts Australia

Support Hotline: **+61 3 8820 5177**

Operating hours from 9am - 6pm AEST Monday to Friday. Closed on National Australian Public Holidays. Calls charges from mobile and public phones are higher.

New Zealand

Online Customer Support:

<https://help.ea.com/>

EA's Online Customer support provides free live chat, email support, and community resources on Answer HQ.

Electronic Arts New Zealand,

Games Hotline: **+64 9951 8377**

Operating hours from 9am - 9pm 7 days a week. Calls charges from mobile and public phones are higher.

KEEP UP WITH THE LATEST EA NEWS..!

Check out all the latest EA news, downloads and updates on www.ea.com/au/news or visit www.ea.com/au to register for an Origin Account and get all the latest info and exclusives delivered directly to your inbox.