



## USB1 Wireless USB Stick

# Quick Start Guide

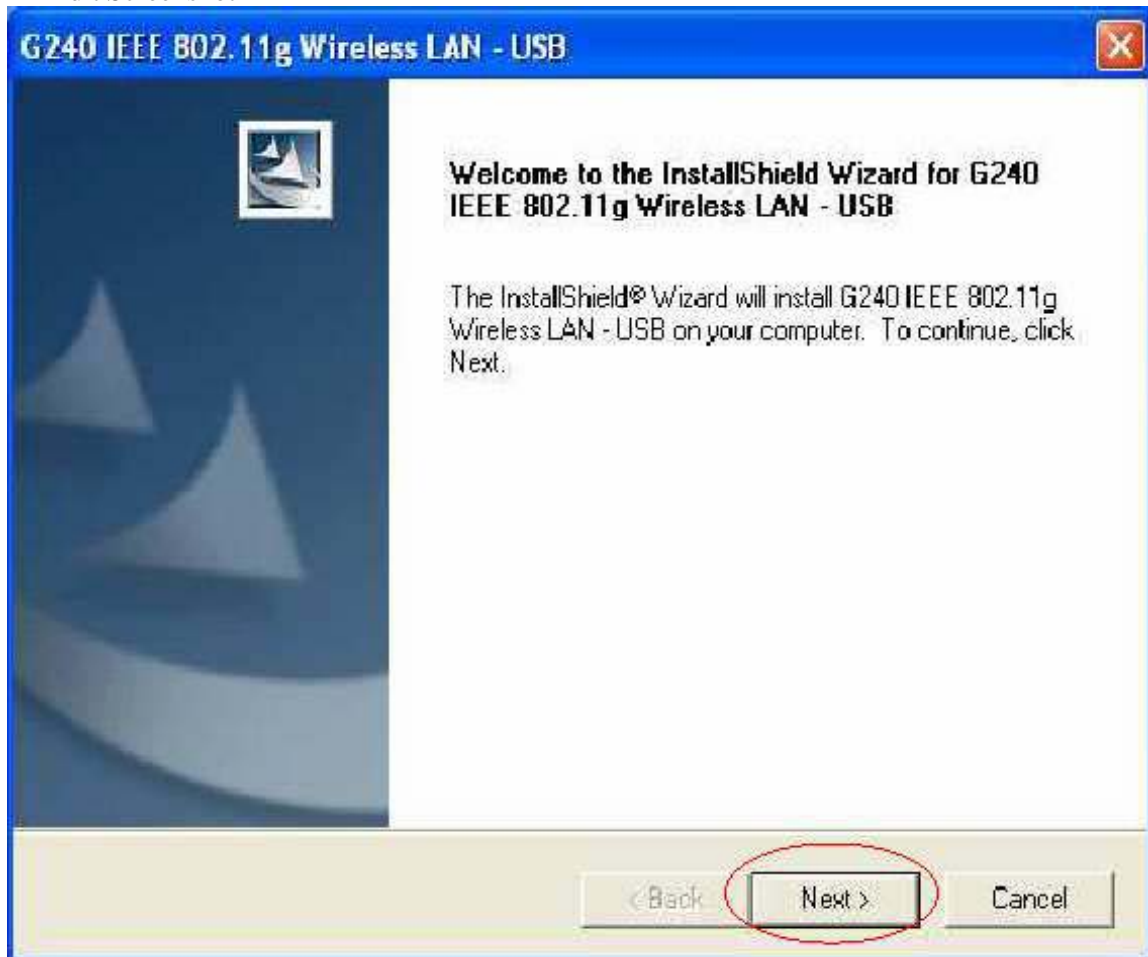
**Note 1:** Do not plug the USB1 Wireless USB Stick into any of your computer's available USB ports until the driver installation/software utility setup has been completed.

**Note 2:** After the driver has been installed, a PC running Win98SE operating system shall be restarted; for Win2000 OS or WinXP OS, the PC does not need to be restarted.

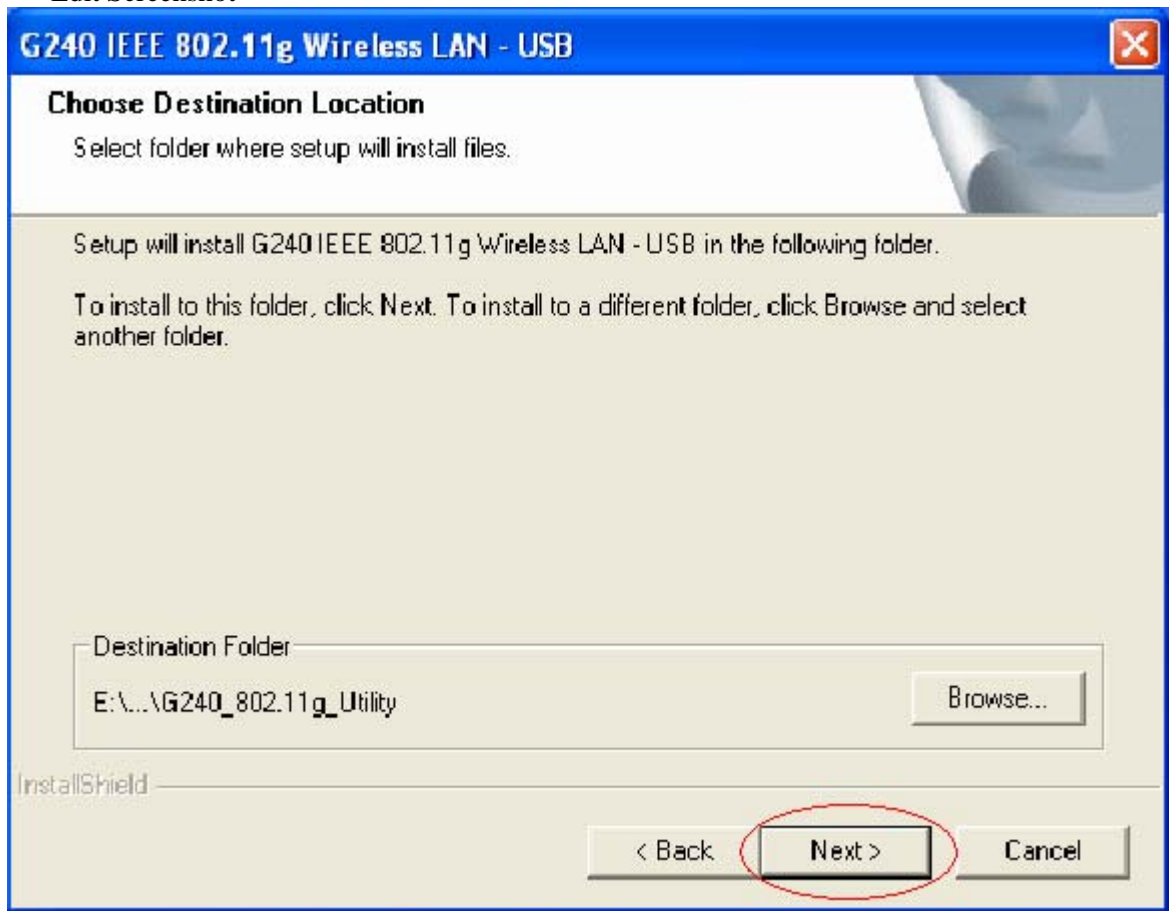
## Install Driver and Utility for Windows XP

**Step 1:** Insert the accompanying CD into your computer's CD-ROM drive. Using Windows Explorer or My Computer, navigate to the CD and double-click the "USB1.exe" program to enter the setup wizard. The InstallShield Wizard box will appear; click "Next" to continue.

\*\*\*Edit Screenshot\*\*\*

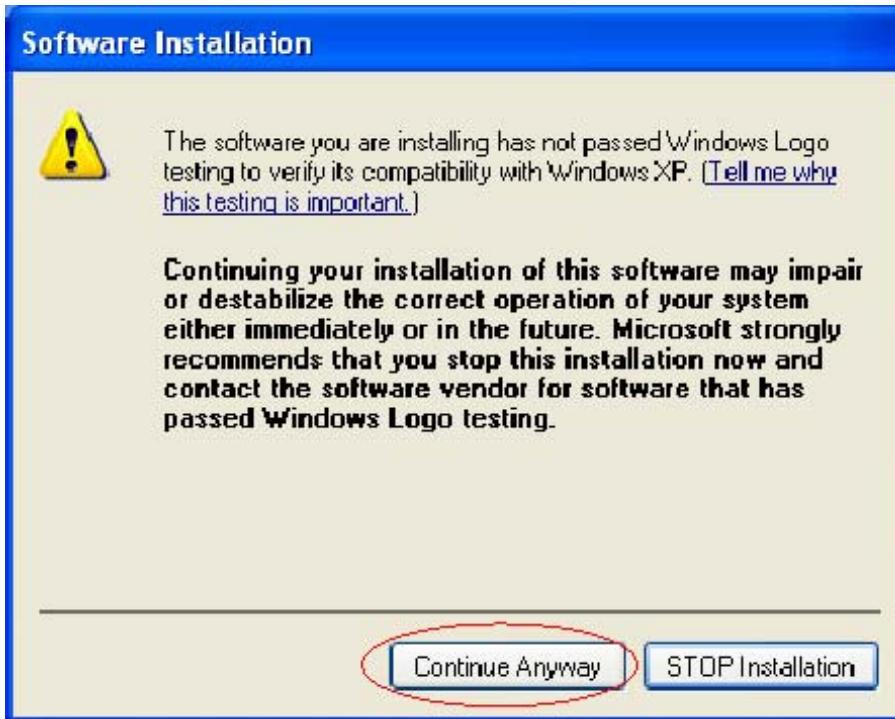


**Step 2:** Choose install folder.  
\*\*\*Edit Screenshot\*\*\*



The software has not passed Windows Logo testing, but is fully functional; click the "Continue Anyway" button to next step.

\*\*\*Edit Screenshot\*\*\*



**Step 3:** Insert the USB1 Wireless USB Stick into an available USB port on your computer; the system will automatically find the device and search for its software.

\*\*\*Edit Screenshot\*\*\*



Please wait while the wizard installs the software.

\*\*\*Edit Screenshot\*\*\*



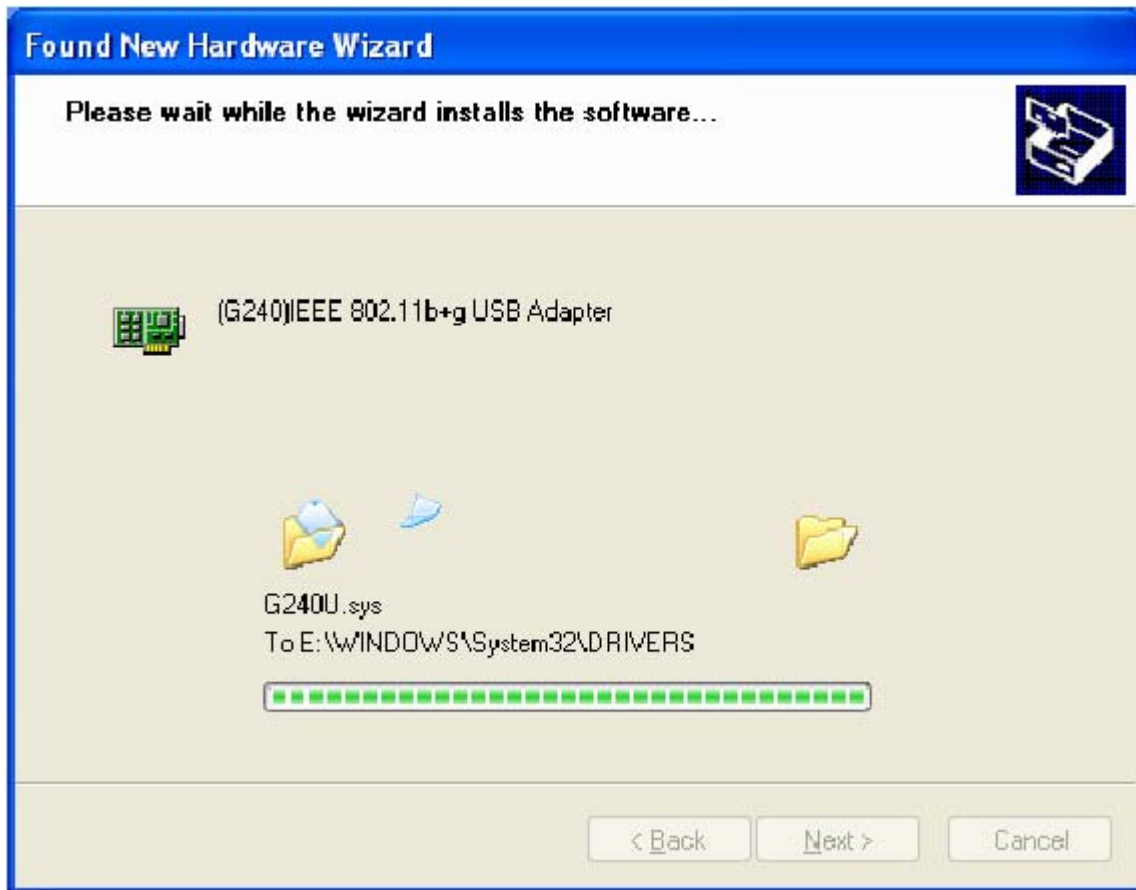
The software has not passed Windows Logo testing, but is fully functional; click the "Continue Anyway" button.

\*\*\*Edit Screenshot\*\*\*



Please wait while the wizard installs the software. The progress bar at the bottom of the screen indicates that the software is being installed.

\*\*\*Edit Screenshot\*\*\*



**Step 4:** Click the “Finish” button to complete the installation.

\*\*\*Edit Screenshot\*\*\*



## *FCC Compliance*

### **Part 15 of FCC Interference Limits for Class B Digital Devices**

This device complies with part 15 of the FCC Rules. Operation is subject to the following two conditions: (1) This device may not cause harmful interference, and (2) this device must accept any interference received, including interference that may cause undesired operation.

NOTE: This equipment has been tested and found to comply with the limits for a Class B digital device, pursuant to Part 15 of the FCC Rules. These limits are designed to provide reasonable protection against harmful interference in a residential installation. This equipment generates, uses and can radiate radio frequency energy and, if not installed and used in accordance with the instructions, may cause harmful interference to radio communications. However, there is no guarantee that interference will not occur in a particular installation. If this equipment does cause harmful interference to radio or television reception, which can be determined by turning the equipment off and on, the user is encouraged to try to correct the interference by one or more of the following measures:

- Reorient or relocate the receiving antenna.
- Increase the separation between the equipment and receiver.
- Connect the equipment into an outlet on a circuit different from that to which the receiver is connected.
- Consult the dealer or an experienced radio/TV technician for help.

Changes or modifications not expressly approved by the party responsible for compliance could void the product warranty and the user's authority to operate this equipment under Part 15 regulations.

## *Warranty Information*

**VENDOR Warranty: LIMITED WARRANTY** This VENDOR product is warranted to be free from defects in materials or workmanship for one year from the date of purchase. Within this period, VENDOR will at its sole option, repair or replace any components that fail in normal use. Such repairs or replacement will be made at no charge to the customer for parts or labor, provided that the customer shall be responsible for any transportation cost. This warranty does not cover failures due to abuse, misuse, accident or unauthorized alteration or repairs. **THE WARRANTIES AND REMEDIES CONTAINED HEREIN ARE EXCLUSIVE AND IN LIEU OF ALL OTHER WARRANTIES EXPRESS OR IMPLIED OR STATUTORY, INCLUDING ANY LIABILITY ARISING UNDER ANY WARRANTY OF MERCHANTABILITY OR FITNESS FOR A PARTICULAR PURPOSE, STATUTORY OR OTHERWISE. THIS WARRANTY GIVES YOU SPECIFIC LEGAL RIGHTS, WHICH MAY VARY FROM STATE TO STATE. IN NO EVENT SHALL VENDOR BE LIABLE FOR ANY INCIDENTAL, SPECIAL, INDIRECT OR CONSEQUENTIAL DAMAGES, WHETHER RESULTING FROM THE USE, MISUSE, OR INABILITY TO USE THIS PRODUCT OR FROM DEFECTS IN THE PRODUCT.** Warranty does not cover the receiver or the transmitter battery, damage due to misuse, abuse, accidents or non-compliance with the precautions; improper maintenance, commercial use, cracked or broken cases. Some jurisdictions do not allow the exclusion of incidental or consequential damages, so the above limitations may not apply to you.

VENDOR retains the exclusive right to repair or replace the unit or software or offer a full refund of the purchase price at its sole discretion. **SUCH REMEDY SHALL BE YOUR SOLE AND EXCLUSIVE REMEDY FOR ANY BREACH OF WARRANTY.**

To obtain warranty service, contact your local VENDOR authorized dealer. Or call VENDOR Customer Service at one of the numbers shown below, for shipping instructions and an RMA tracking number. The unit should be securely packed with the tracking number clearly written on the outside of the package. The unit should then be sent, freight charges prepaid, to any VENDOR warranty center. A copy of the original invoice is required as the proof of purchase for warranty repairs. Products sold through online auctions are not eligible for rebates or other special offers from VENDOR. Online auction confirmations are not accepted for warranty verification. To obtain warranty service, an original or copy of the invoice from the original retailer is required. VENDOR will not replace missing components from any package purchased through an online auction.

VENDOR CONTACT INFO HERE