



Purchek Door Manager (D-9801) User Manual



INSTRUCTION TO THE USER

This equipment has been tested and found to comply with the limits for a class B digital device, pursuant to part 15 of the FCC rules. These limits are designed to provide reasonable protection against harmful interference in a typical installation. This equipment generates, uses and can radiate radio frequency energy and if not installed and used in accordance with the instructions, may cause harmful interference to radio communications. However, there is no guarantee that interference will not occur in a particular installation. If this equipment does cause harmful interference to radio or television reception, which can be determined by turning the equipment off and on, the user is encouraged to try to correct the interference by one or more of the following measures:

- Reorient or relocate the receiving antenna on the device experiencing the interference
- Increase the separation between the Purchek Door Manager and the equipment experiencing the interference.
- Connect the equipment into an outlet on a circuit different from that to which the Purchek Door Manager is connected
- Consult the dealer or experienced technician for the device experiencing the interference

In order to maintain compliance with FCC regulations, no changes can be made to this equipment without the approval of Gatekeeper Systems, Inc. The user is cautioned that any changes or modifications made to the equipment without the approval of Gatekeeper Systems, Inc. could void the user's authority to operate this equipment.

Operation is subject to the following two conditions: (1) this device may not cause interference, and (2) this device must accept any interference, including interference that may cause undesired operation of the device.

This Class B digital apparatus complies with Canadian ICES-003.
Cet appareil numérique de la classe B est conforme à la norme NMB-003 du Canada.

This device has been designed to operate with the antennas listed below, and having a maximum gain of 12 dBi. Antennas not included in this list or having a gain greater than 12 dBi are strictly prohibited for use with this device. The required antenna impedance is 50 ohms.

Approved Antenna List:

1. Cushcraft S2401240P12NF
2. Nearson S151AM-2450S

To reduce potential radio interference to other users, the antenna type and its gain should be so chosen that the equivalent isotropically radiated power (e.i.r.p.) is not more than that permitted for successful communication.

The Gatekeeper Systems Purchek Door Manager is a general purpose transmitter used to communicate with the Gatekeeper Systems SmartWheel[™] family of wheels.

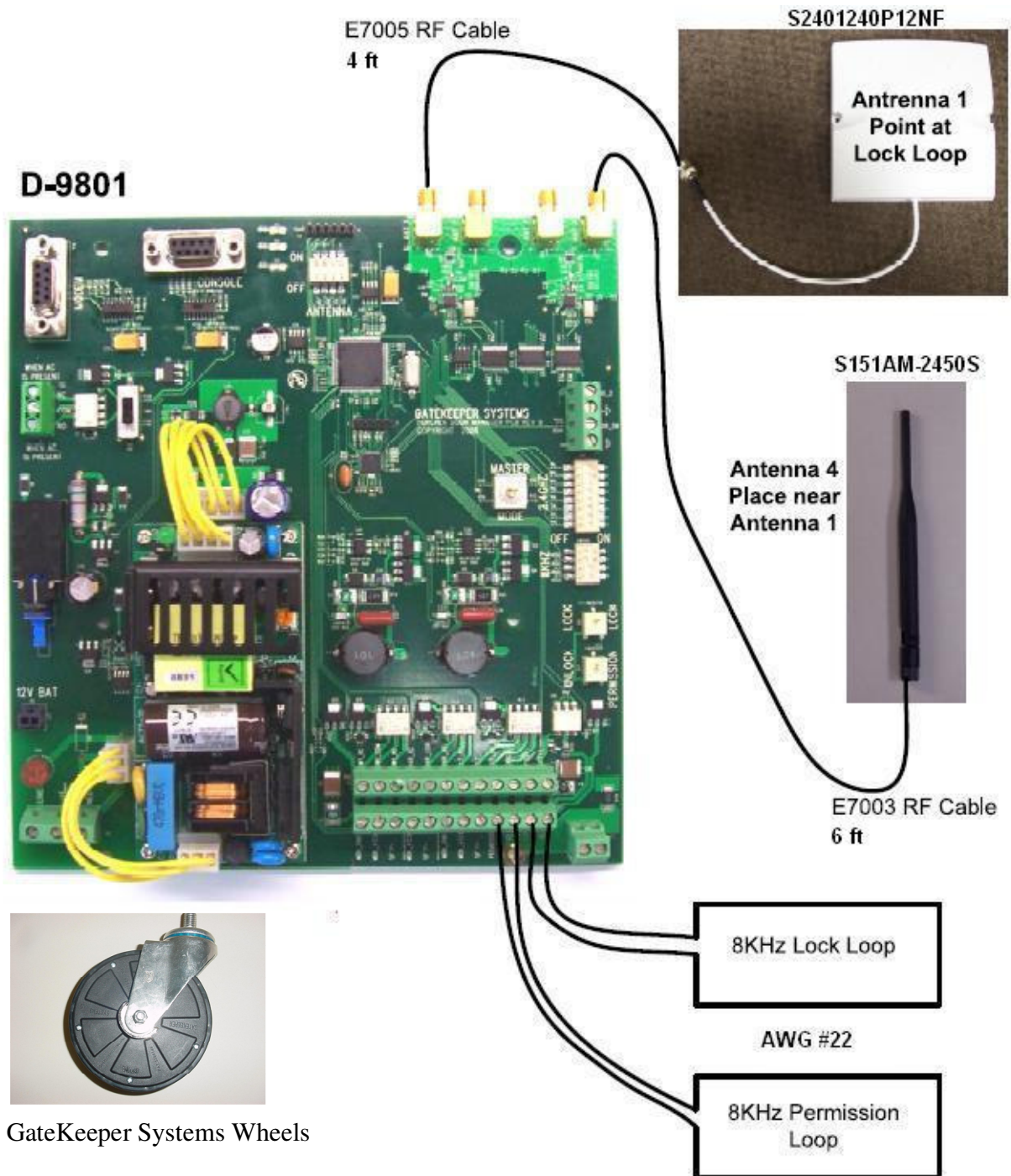
Installation and configuration of the Purchek Door Manager should only be performed by qualified Gatekeeper Systems personnel.

Electrical Power: Input : 100-240VAC
Current : Max 2A
Frequencies : 47-63Hz

Description of Operation


The Gatekeeper Systems D-9801 Purckek Door Manager contains 2 2.4GHz transceivers used to send commands to and receive data from the Gatekeeper Systems wheels and 2 8KHz line drivers used to send low frequency commands to Gatekeeper Systems wheels. The 2 8Khz wire loops are embedded in floor surface carry with different 8Khz signals

Antenna Connection Diagram

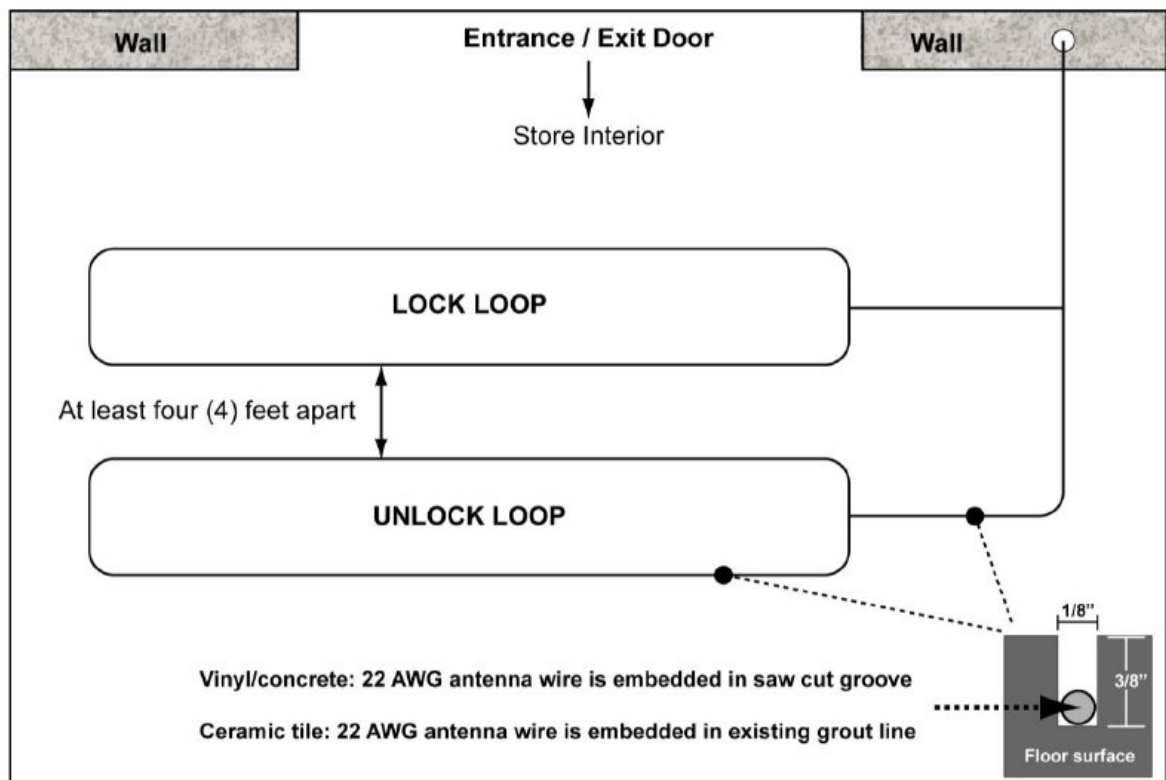


Antenna Installation Diagram:

1. Two 2.4Ghz Antenna installation diagram



2. Two 8Khz Antenna installation diagram



To power on the Purchek Door Manager, open the cover and press the power switch down. See figure 1.

The status of the Purchek Door Manager may be determined by the status LEDs located on the PCBA of the Purchek Door Manager. See figure 2 and Table 1 for details.




Figure 1




Figure 2

Status LEDs (Green, Yellow ,Red)

Status LED Summary

LED	Meaning
Solid Green	Unit is powered up (either by AC or from the internal battery)
Solid Yellow	Unit is operating from internal battery – check AC power
Flashing Yellow	Internal battery is Charging
Flashing Red	Unit is mis-configured – Contact Gatekeeper Systems
Solid Red	Hardware fault – Contact Gatekeeper Systems

Table 1

Contacting Gatekeeper Systems

For more information about the Purchek Door Manager and troubleshooting, to order parts or report an issue, contact the Gatekeeper Systems Inc. regional Customer Support office nearest to your location.

Hong Kong

Gatekeeper Systems (HK), Ltd.
Unit 2318~2319, Level 23, Tower 1, Metroplaza
NO. 223 Hing Fong Road, Kwai Fong, N.T.,
HONG KONG
(852) 2413 3050

USA

Gatekeeper Systems, Inc.
8 Studebaker
Irvine, CA 92618
(888) 808-9433

Canada

Gatekeeper Systems Canada, Ltd.
272 Galaxy Boulevard
Etobicoke, Ontario
Canada
M9W 5R8
(888) 525-3564

All Other Areas

Gatekeeper Systems SAS
58 rue de Neuilly
Parc des Guillaumes
93130 Noisy Le Sec
France
+33 1 48 54 76 78