正面

HD WiFi Camera

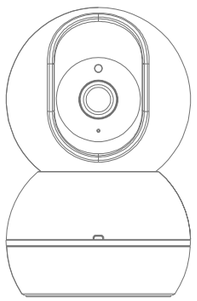

Quick Start Guide

Model: T5810HCA

Before using the product, please read the guide carefully to avoid any damages to the product in virtue of faulty operation or misuse.

1 Package List

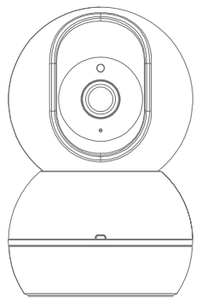

Camera

USB cable

Power adapter

Screws

Quick Guide

wall bracket

※ The picture is only for reference and the real object shall prevail.

2 Appearance

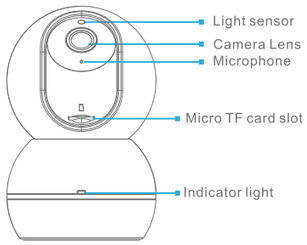

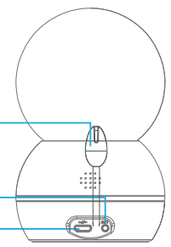

Thermo sensitive induction
Note: There is no sensor which the product is without the temperature control induction.

RESET(Press 'RESET'button)

DC5V power socket

3 Technical Parameters

Resolution	1920*1080P
Video Format	H.264
Wireless Transmission	802.11b/g/n 2.4GHz Wifi
Night Vision	Infrared
Remote Intercom	Two-way audio
Power Input	5V 1A
Alerts	Motion detection
Storage	Built-in Micro TF card slot, Max support 32GB
APP	Android 4.44 and above, IOS 9.0 and above
Waterproof Standard	For indoor USE only
Working Temperature	-10C° - +50C°

※ All parameters change without prior notice. The finial right of interpretation is reserved by the company.

背面

4 Installation

Preparation for Installation

1. 2.4G wireless router is required;
2. Support Android 4.44 and above, iOS 9.0 and above;
3.Download APP: Please select one of below two methods to download the APP, then complete the installation and account registration,

A: Scan the QR code to download APP

Android IOS

B: Search the APP name "GOSCOM" on the Google play or App Store

Remark: The APP interface may be upgraded and adjusted at any time, subject to app as its actual basis without prior notice

4. Add a device: Open the APP home page.click the "Add Device" icon to connect your camera. According to the settings guide in the APP, you can configure multiple cameras at the same time.

5 Connect to the power supply

1. Find the power interface behind the product and power on the camera,The indicator will turn on.
2. Please make sure the camera and smart phone are connecting to the same 2.4GHz band WiFi.



6 Camera Indicator Instruction

Red indicator remains	Indicates that power failure or network not connected.
Red indicator flashes	Indicates that camera is connecting to network.
Green indicator flashes	Indicates the router connected successfully (no Internet).
Green indicator remains	Indicates the camera is connected to server and working well.

FCC Certification Info

Note: This equipment has been tested and found to comply with the limits for a Class B digital device, pursuant to part 15 of the FCC Rules. These limits are designed to provide reasonable protection against harmful interference in a residential installation. This equipment generates, uses and can radiate radio frequency energy and, if not installed and used in accordance with the instructions, may cause harmful interference to radio communications. However, there is no guarantee that interference will not occur in a particular installation. If this equipment does cause harmful interference to radio or television reception, which can be determined by turning the equipment off and on, the user is encouraged to try to correct the interference by one or more of the following measures:
—Reorient or relocate the receiving antenna.
—Increase the separation between the equipment and receiver.
—Connect the equipment into an outlet on a circuit different from that to which the receiver is connected.
—Consult the dealer or an experienced radio/TV technician for help.
Changes or modifications not expressly approved by the party responsible for compliance could void the user's authority to operate the equipment.
This device complies with Part 15 of the FCC Rules. Operation is subject to the following two conditions:
(1)this device may not cause harmful interference, and (2) this device must accept any interference received, including interference that may cause undesired operation.

RF exposure warning :
This equipment complies with FCC radiation exposure limits set forth for an uncontrolled environment. This equipment shall be installed and operated with minimum distance 20cm between the radiator & body.
This device is acting as slave and operating in the 2.4 GHz (2412 ~2462 MHZ) band.
Ad Hoc function is supported but not able to operate on non-US frequencies.
Do not use the device with the environment which below minimum -30 ℃ or maximum over 50℃ .
Hereby, we declares that this device is in compliance with the essential requirements and other relevant provisions of Directive 2014/53/EU.
Notice: Observe the national local regulations in the location where the device is to be used. This device may be restricted for use in some or all member states of the European Union (EU).

EU Environmental Protection

Waste electrical products should not be disposed of with household waste. Please recycle where facilities exist. Check with your local authority or retailer for recycling advice.

22
PAP

CE

Made in China