

333502B

Mobile Lubrication Library

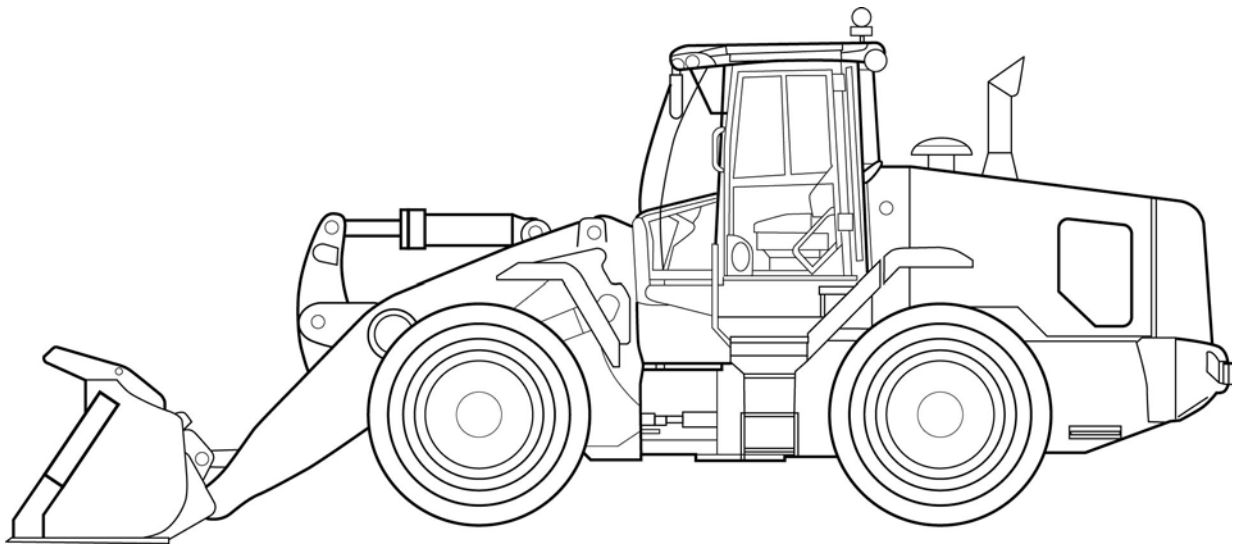


# Wheel Loader

**Suggested wheel loader automated lubrication system layout**

**Kit No.: 24R376, G3, USP, 22PT**

*Maximum System Working Pressure: 3000 psi (206 bar, 20.7 MPa)*



### Important Safety Information

Read all warnings and instructions in all related manuals. Save all instructions.

Related Manuals	
Manual No.	Manual Title
3A0414	G3 Pump
3A0525	Pressure Relief Valve
3A0528	Remote Manual Run
3A0860	USP Valves



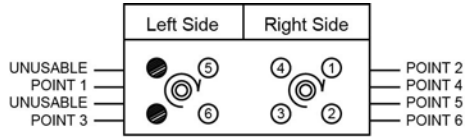
Fluid leaks from incorrectly installed or ruptured components, and/or failure to verify the components are properly installed and tested, can result in serious injury such as fluid spraying in the eyes or on skin and fluid injection, or equipment damage.

To prevent injury or equipment damage, installation must be done by a professional and tested prior to use. Consult Parker literature for specific hose assembly instructions. These instructions are available from your Parker representative or at [www.Parker.com/pdf](http://www.Parker.com/pdf).

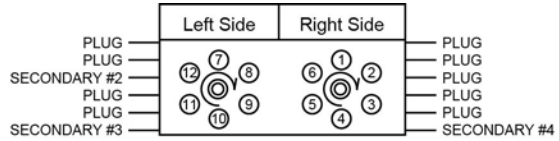
*The information contained in this document is only a recommendation for an automatic lubrication system and is not intended to replace the installation and maintenance instructions provided by the original equipment manufacturer.*

# Suggested Lube Points

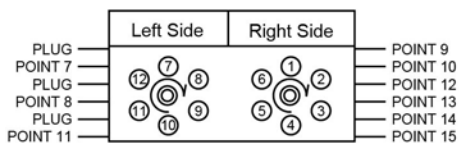
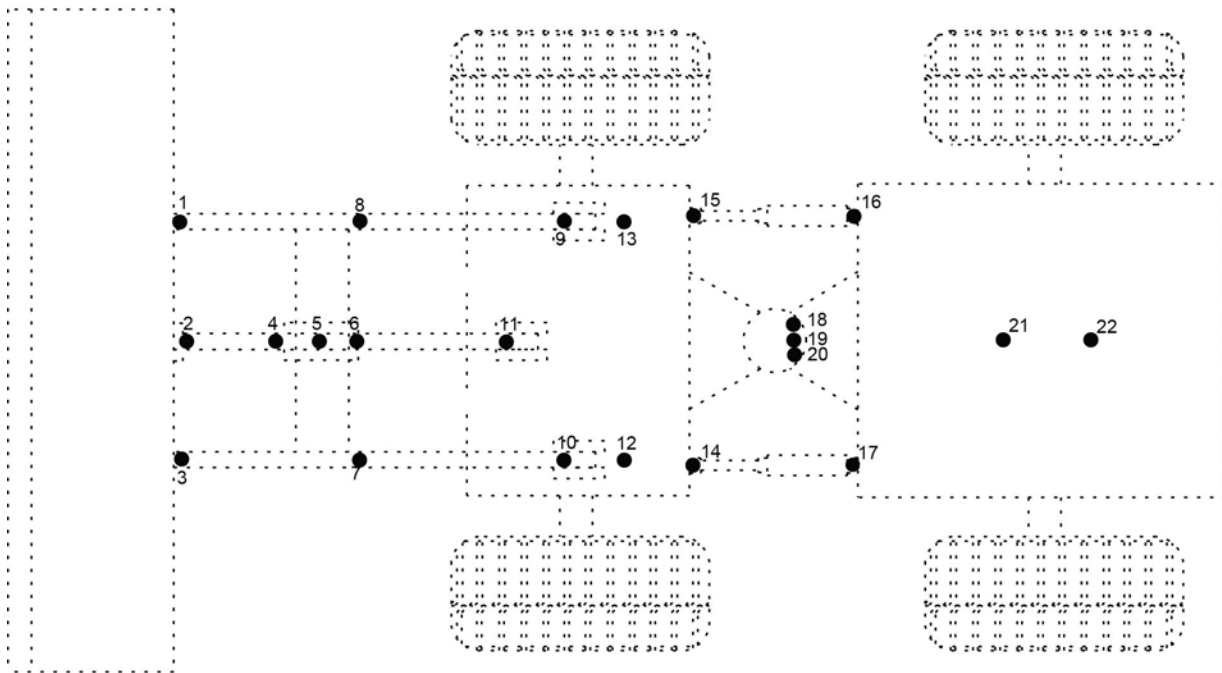
## USP Valves



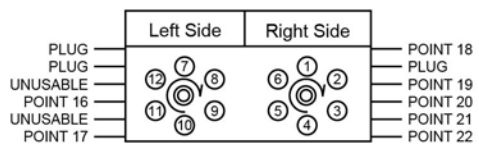
Secondary Block #2 USP 8



Master Block USP 12



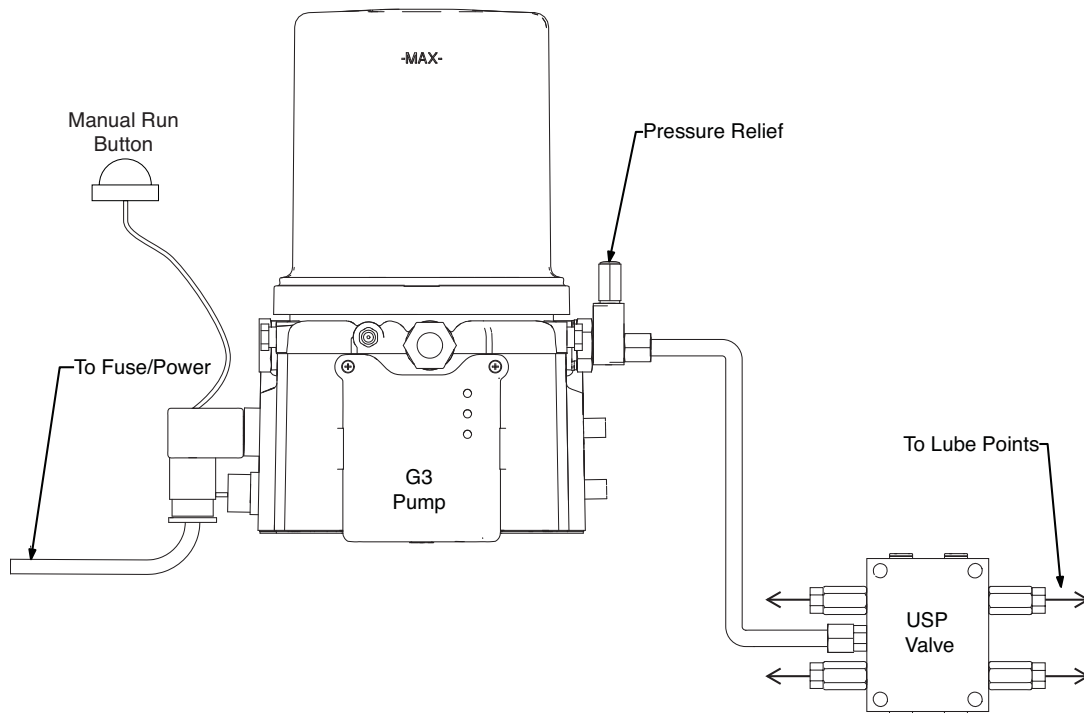
Secondary Block #3 USP 12



Secondary Block #4 USP 10

LUBE POINT INFORMATION				
Lube Point	USP Outlet	Bearing Description	USP Block	USP Volume Dispense
1	5	Bucket connection pin right	SB#2	Double
2	1	Bucket cylinder head center	SB#2	Single
3	6	Bucket connection pin left	SB#2	Double
4	4	Bucket cylinder foot center	SB#2	Single
5	2	Center H pin	SB#2	Single
6	3	Arm cylinder head center	SB#2	Single
7	7 and 8	Bucket arm pivot pin left	SB#3	Double
8	9 and 10	Bucket arm pivot pin right	SB#3	Double
9	1	Bucket arm pin right top	SB#3	Single
10	2	Bucket arm pin left top	SB#3	Single
11	11 and 12	Arm cylinder foot center	SB#3	Double
12	3	Pivot pin left	SB#3	Single
13	4	Pivot pin right	SB#3	Single
14	5	Articulation cylinder head left	SB#3	Single
15	6	Articulation cylinder head right	SB#3	Single
16	7 and 8	Articulation cylinder foot right	SB#4	Double
17	9 and 10	Articulation cylinder foot left	SB#4	Double
18	1	Articulation pivot left	SB#4	Single
19	2 and 3	Articulation pivot center	SB#4	Double
20	4	Articulation pivot right	SB#4	Single
21	5	Differential	SB#4	Single
22	6	Differential	SB#4	Single

## Typical Pump Installation



<b>24R376: Recommended Kit Parts List</b>		
Part Number	Description	Qty
96G112	PUMP, G3-G-24MX-8L0L00-UDMVA1R2 (see manual 3A0414)	1
571036	KIT, accessory, cover	1
571028	KIT, accessory, pressure relief (see manual 3A0525)	1
24E407	KIT, valve, USP, 8 outlet (see manual 3A0860)	1
24E408	KIT, valve, USP, 10 outlet (see manual 3A0860)	1
24E409	KIT, valve, USP, 12 outlet (see manual 3A0860)	2
571033	KIT, remote manual run, 24V, w/ cable (see manual 3A0528)	1
24N007	KIT, accessory, mounting, USP, 6-8	1
24N008	KIT, accessory, mounting, USP, 10-12	3
16U586	KIT, accessory, hose, 100 ft	1
556773	HOSE, end female swivel SAE 4 JIC	8
556763	FITTING, 4 JIC 1/8 pm	24
555749	CONNECTOR, 4 JIC 1/8 pm	30
557393	COUPLING, 1/8 fp x 1/8 mp x 1-1/4 HEX	22
556402	FITTING, 1/4 x 1/8 nptf hex	1
557349	PLUG, dryseal 1/8 nptf	4
16U587	KIT, accessory, guard, scuff, 75 ft	1
15K783	FITTING, elbow, street, 1/8	5
127009	TIE, cable, 14.75' x .31" black	4
16U982	KIT, accessory, hose, 200 ft	1
16U983	KIT, accessory, guard, scuff 160 ft	1
24F467	PLUG, USP, doubling plug	17
557944	CLAMP, 7/16, tube 4TS6-14002	20
127012	CLAMP, hose, .375 OD hose	20
563178	COUPLING, extension 1/8 female to 1/8 male	4
127013	FITTING, swivel, JIC 37D size #4	44

<b>USP VALVES* AND ACCESSORIES</b>	
Part Number	Description
24E406	KIT, valve, USP, 6 outlet
24E410	KIT, valve, USP, 14 outlet
24E411	KIT, valve, USP, 16 outlet
24N007	KIT, mounting bracket, 6-8 outlets
24N009	KIT, mounting bracket, 14-16 outlets
*see manual 3A0860	

## Graco Information

For the latest information about Graco products, visit [www.graco.com](http://www.graco.com).

**TO PLACE AN ORDER**, contact your Graco distributor or call to identify the nearest distributor.

**Phone:** 612-623-6928 or **Toll Free:** 1-800-533-9655, **Fax:** 612-378-3590

*All written and visual data contained in this document reflects the latest product information available at the time of publication. Graco reserves the right to make changes at any time without notice.*

*For patent information, see [www.graco.com/patents](http://www.graco.com/patents).*

Original information. This manual contains English. MM 333502

**Graco Headquarters:** Minneapolis  
**International Offices:** Belgium, China, Japan, Korea

**GRACO INC. AND SUBSIDIARIES • P.O. BOX 1441 • MINNEAPOLIS MN 55440-1441 • USA**

**Copyright 2013, Graco Inc. All Graco manufacturing locations are registered to ISO 9001.**

[www.graco.com](http://www.graco.com)

August 2013, revised January 2014