



GW100X
Owner's Guide

**Since 1953 Grado Labs
has been hand building
headphones and phono
cartridges in Brooklyn,
New York.**

**Throughout three
generations the family
has kept the tradition
of putting sound first.**


In the Box



GW100X



USB cable;
USB-C to USB-A

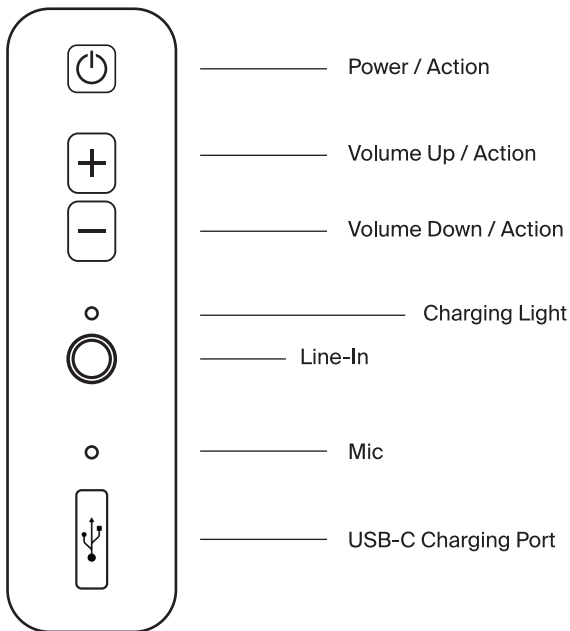


Story Sheet



Owner's Guide
(the booklet you're holding)

Overview



Power



Long Press: Power On / Off

Battery Saver: If unpaired for 10 minutes, GW100 will power off.



● **Blue:** Fully Charged



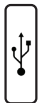
● **Blue:** Powered On



● **Red:** Charging



● **Red:** Low Battery



Charging: Plug the provided USB-C cable into the charging port and connect the other end to a compatible USB port of a computer or wall charger.

Connect



Long Press: From the off state press and hold until charging light flashes blue and red.

On your device, navigate to settings and turn on Bluetooth.

After a few seconds, you will see “Grado GW100”. Tap to pair.

When the paired device’s Bluetooth is turned off or out of range, the GW100 can connect to a second device.



Blue & Red: Ready to Pair

Phone / Voice



- **Short Press:** Answer / Hang Up
Long Press: Reject Call
Double Press: Voice Assistant



- **Short Press:** Increase Volume



- **Short Press:** Decrease Volume

Music / Volume



Short Press: Play / Pause



Short Press: Increase Volume

Long Press: Next Song



Short Press: Decrease Volume

Long Press: Previous Song

Specifications

Bluetooth Version: 5.2

Battery: 50 hours*

Charging Time: 2 hours

Codec: aptX adaptive, aptX HD, aptX, AAC, SBC

Frequency Response: 20Hz~20kHz

Nominal Impedance: 38 ohms

Mic Sensativity: 42dB +/- 3dB

Battery Capacity: 850mAh

Working Distance: 10m

Methods of pairing to Bluetooth may vary depending on the specific device. Please refer to the device's manual for further details.

* Battery life will vary depending on the listening volume and genre of music played.

Safety Notice & More

Please read this instruction booklet fully before using the headphones and charging case.

Hold on to this booklet for future reference or for someone else that might use these headphones. In the case of losing this booklet, it can be found on the official Grado Labs website (gradolabs.com).

Do not use where Bluetooth is prohibited.

Do not use if there is apparent damage to the headphones or batteries.

To protect your ears from permanent damage, be cautious of using the headphones at high and max volumes.

Be wary of using any headphones in situations that need your full attention and sense of hearing.

Avoid leaving the headphones in extreme temperatures. Be sure to keep them clean and dry to avoid warping, stains, and permanent damage.

If misused or damaged, the battery can become compromised. In rare cases this might lead to extreme heat, smoke, or fire. If you notice the battery is damaged, immediately stop any usage.

Grado Labs cannot guarantee the headphones will continue working as intended if serviced by a 3rd party, and will void the warranty. Please go through Grado Labs for any service requests.

NOTE: This equipment has been tested and found to comply with the limits for a Class B digital device, pursuant to part 15 of the FCC Rules. These limits are designed to provide reasonable protection against harmful interference in a residential installation. This equipment generates uses and can radiate radio frequency energy and, if not installed and used in accordance with the instructions, may cause harmful interference to radio communications. However, there is no guarantee that interference will not occur in a particular installation. If this equipment does cause harmful interference to radio or television reception, which can be determined by turning the equipment off and on, the user is encouraged to try to correct the interference by one or more of the following measures:

- Reorient or relocate the receiving antenna.
- Increase the separation between the equipment and receiver.
- Connect the equipment into an outlet on a circuit different from that to which the receiver is connected.
- Consult the dealer or an experienced radio/TV technician for help

Changes or modifications not expressly approved by the party responsible for compliance could void the user's authority to operate the equipment.

This device complies with Part 15 of the FCC Rules. Operation is subject to the following two conditions:

(1) this device may not cause harmful interference, and (2) this device must accept any interference received, including interference that may cause undesired operation.

The Bluetooth® word mark and logos are registered trademarks owned by Bluetooth SIG, Inc, used with permission.

Apple is the trademark of Apple Inc., registered in the U.S. and other countries.

aptX is a trademark of Qualcomm Technologies International, Ltd., registered in the United States and other countries, used with permission.

There may be other companies and names mentioned in this booklet that may be trademarks or registered trademarks of their respective holders.

Grado is a registered trademark of Grado Labs, Inc.
©2020 Grado Labs. All Rights Reserved.

