


## Grandstream Networks, Inc.

126 Brookline Ave, 3rd Floor  
 Boston, MA 02215. USA  
 Tel : +1 (617) 566 - 9300  
 Fax: +1 (617) 249 - 1987  
[www.grandstream.com](http://www.grandstream.com)



AT	BE	CY	CZ	DK	EE	FI
FR	DE	EL	HU	IE	IT	LV
LT	LU	MT	NL	PL	PT	SK
SI	ES	SE	UK	BG	RO	HR

In all EU member states, operation of 5150  
 - 5250 MHz is restricted to indoor use only.



For Warranty and RMA information, please visit  
[www.grandstream.com](http://www.grandstream.com)



## WP820 Enterprise Portable Wi-Fi Phone Quick Installation Guide

The WP820 is not pre-configured to support or make emergency calls to any type of hospital, law enforcement agency, medical care unit ("Emergency Service(s)") or any other kind of Emergency Service. You must make additional arrangements to access Emergency Services. It is your responsibility to purchase SIP-compliant Internet telephone service, properly configure the WP820 to use that service, and periodically test your configuration to confirm that it works as you expect. It is also your responsibility to purchase traditional wireless or land-line telephone services to access Emergency Services.

GRANDSTREAM DOES NOT PROVIDE CONNECTIONS TO EMERGENCY SERVICES VIA THE WP820. NEITHER GRANDSTREAM NOR ITS OFFICES, EMPLOYEES OR AFFILIATES MAY BE HELD LIABLE FOR ANY CLAIM, DAMAGE, OR LOSS, AND YOU HEREBY WAIVE ANY AND ALL SUCH CLAIMS OR CAUSES OF ACTION ARISING FROM OR RELATING TO YOUR INABILITY TO USE THE WP820 TO CONTACT EMERGENCY SERVICES, AND YOUR FAILURE TO MAKE ADDITIONAL ARRANGEMENTS TO ACCESS EMERGENCY SERVICES IN ACCORDANCE WITH THE IMMEDIATELY PRECEDING PARAGRAPH.

## PRECAUTIONS

- Do not attempt to open, disassemble, or modify the device.
- Do not use a third party power adapter.
- Do not expose the device to temperatures outside the range of 0 °C to 45 °C (32F to 113F) in operation and -20 °C to 60 °C (-4F to 140F) in storage.
- Do not expose the WP820 at environments outside of the humidity range of 10-90% RH (non-condensing).


## OVERVIEW

This powerful portable Wi-Fi phone features dual-band 802.11a/b/g/n Wi-Fi, Wi-Fi roaming and integrated Bluetooth. It also bears a durable sleek design that allows it to drop safely from 1.2 meters and great endurance with 150 hours standby time and 7.5 hours talk time. The combination of advanced telephony features and durability make it ideal for mobilizing your VoIP network in residences, warehouses, retail stores, hotels and more.


## WP820 PACKAGE CONTENTS



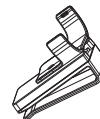
1x WP820 Handset



1x Rechargeable Battery



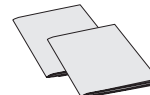
1x Charging Station



1x Handset Belt Clip



1x 5V Power Adapter

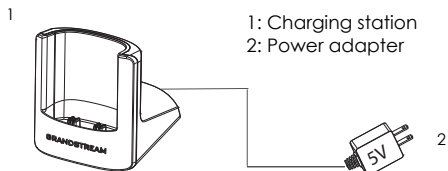


1x Quick Installation Guide  
1x GPL Statement

## SETTING UP THE WP820

### **Charging Station:**

Plug the power adapter into a power source socket to start using the charging station.

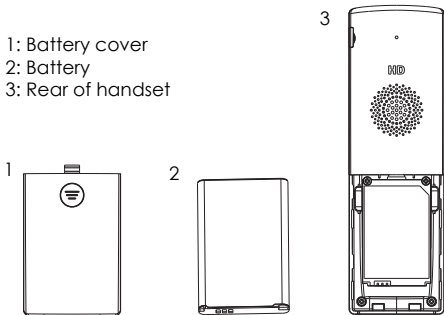


### **Handset:**

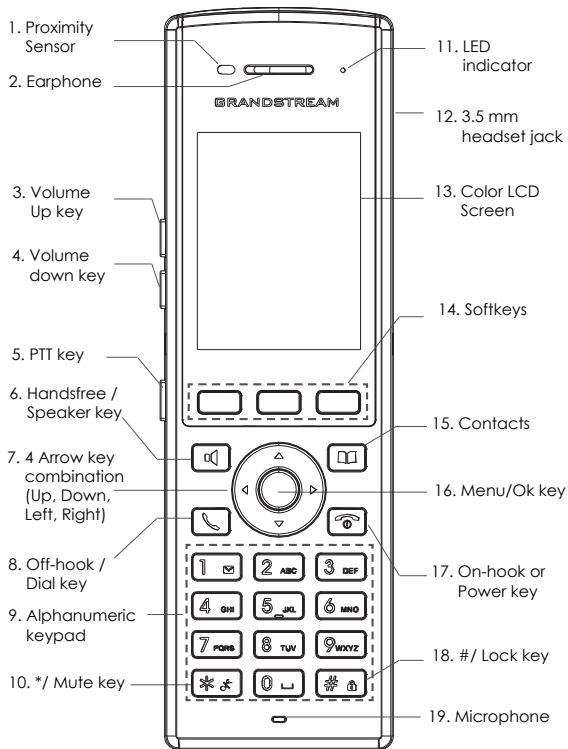
- Open the battery cover.
- Insert the battery with the electrodes in the bottom left corner.
- Close the battery cover.

**Note:** Please charge the battery fully before using the handset for the first time.

- 1: Battery cover  
2: Battery  
3: Rear of handset



## WP820 DESCRIPTION



## CONNECTING WP820 TO WI-FI NETWORK

1. On LCD menu, press Menu key and navigate to Settings → Network Settings → Wi-Fi.

2. Set Wi-Fi to "On" and navigate to "Wi-Fi Settings". A list of Wi-Fi networks will be displayed.

3. Select the desired network to connect to. (Enter the correct password to connect if requested)

WP820 will display Wi-Fi icon on top of the main LCD menu if the connection to the Wi-Fi network is successful.

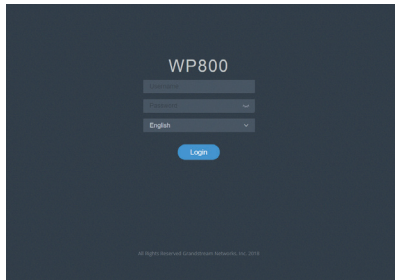
## ACCESSING WP820 WEB GUI

1. On LCD menu, press Menu key and navigate to Settings → About → Network Status to obtain the IP address.

2. Type the phone's IP address in your PC browser.

**Note:** The computer needs to be on same network as WP820.

3. The default administrator username and password are "admin"; the default end-user username is "user" and the password is "123".



Refer to online documents and FAQ for more detailed information: <http://www.grandstream.com/our-products>

## FCC warning

This device complies with part 15 of the FCC Rules. Operation is subject to the following two conditions:

- (1)The device may not cause harmful interference, and
- (2)this device must accept any interference received, including interference that may cause undesired operation.

Changes or modification not expressly approved by the party responsible for compliance could void the user's authority to operate the equipment.

This equipment has been tested and found to comply with limits for a Class B digital device, pursuant to Part 15 of the FCC Rules.

These limits are designed to provide reasonable protection against harmful interference in a residential installation. This equipment generates, uses and can radiate radio frequency energy and, if not installed and used in accordance with instructions, may cause harmful interference to radio communications. However, there is no guarantee that interference will not occur in a particular installation. If this equipment does cause harmful interference to radio or television reception, which can be determined by turning the equipment off and on, the user is encouraged to try to correct the interference by one or more of the following measures:

- Reorient or relocate the receiving antenna.
- Increase the separation between the equipment and receiver.
- Connect the equipment into an outlet on a circuit different from that to which the receiver is connected.
- Consult the dealer or an experienced radio/TV technician for help.

**Specific Absorption Rate (SAR) information:**

SAR tests are conducted using standard operating positions accepted by the FCC with the devices transmitting at its highest certified power level in all tested frequency bands, although the SAR is determined at the highest certified power level, the actual SAR level of the devices while operating can be well below the maximum value.

Before a new model devices is a available for sale to the public, it must be tested and certified to the FCC that it does not exceed the exposure limit established by the FCC, Tests for each devices are performed in positions and locations (e.g. at the ear and worn on the body)as required by the FCC.

For body worn operation, this model phone has been tested and meets the FCC RF exposure guidelines when used with an accessory designated for this product,body-worn operating is limited to the belt-clip and accessory.

Non-compliance with the above restrictions may result in violation of RF exposure guidelines