

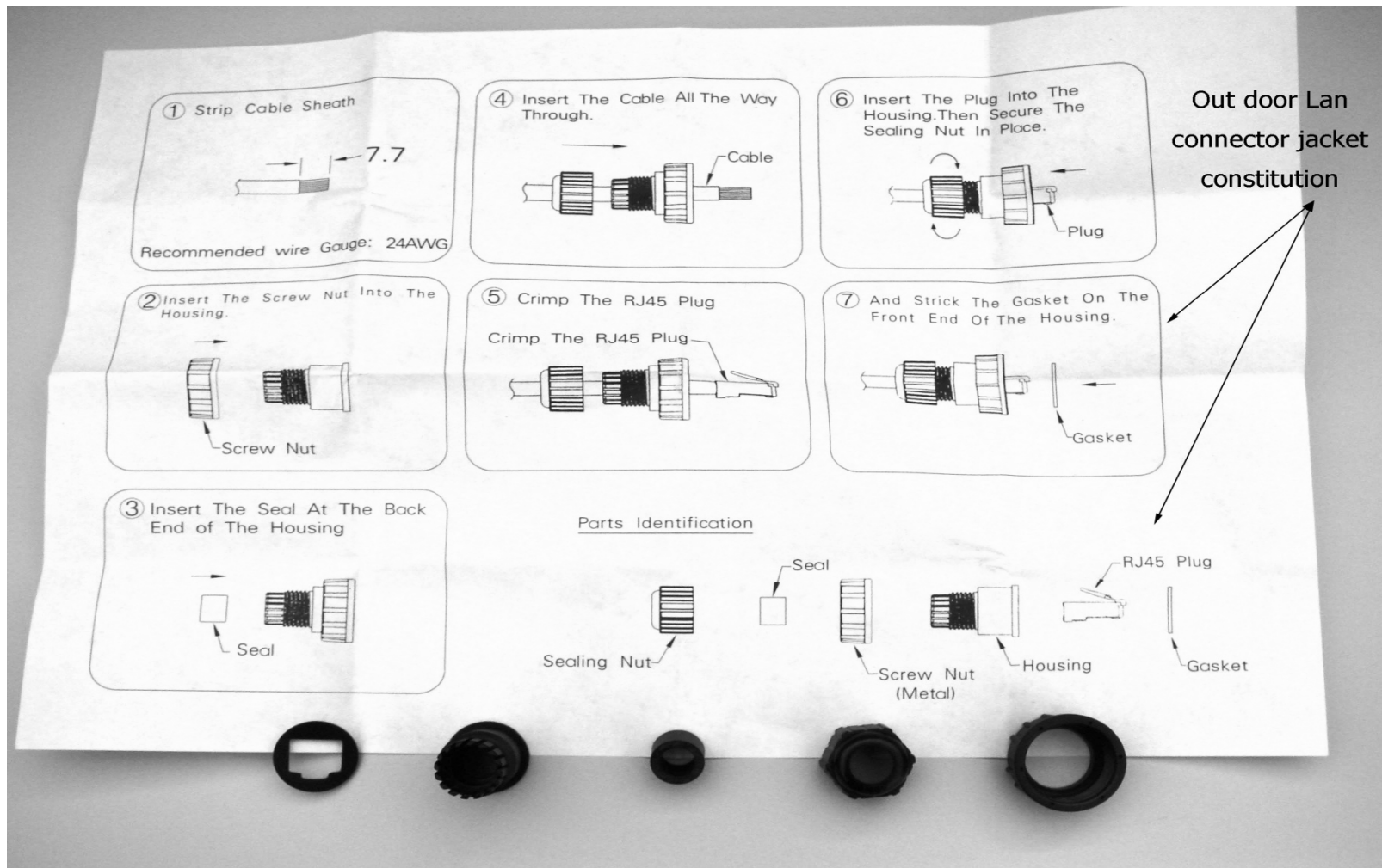
GreenPacket OS Series Installation Guide




Universal Version 1.0
December 2008




The outlook Box of the Outdoor CPE and Label for product model



Out door Lan Connector jacket constitution guide



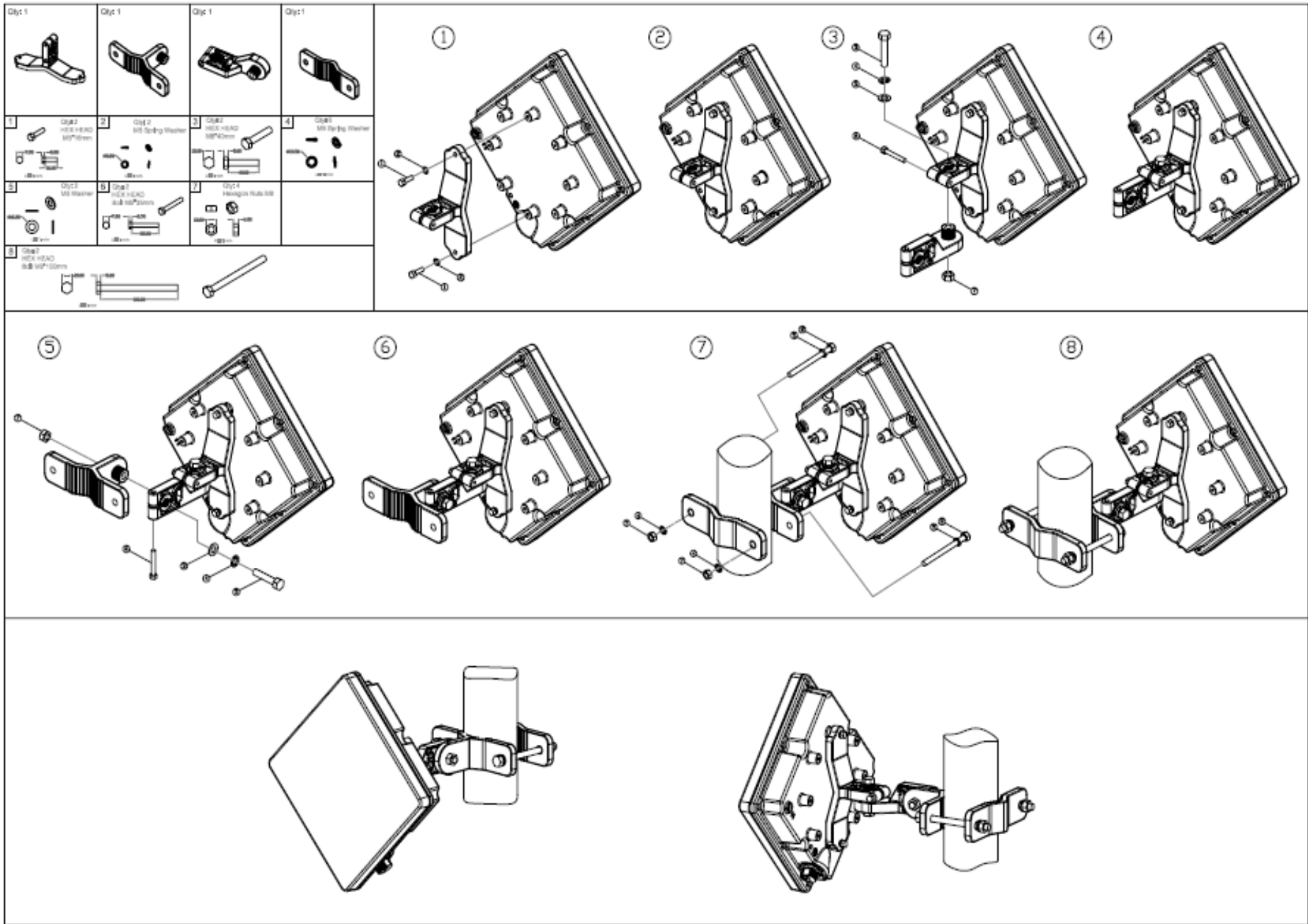
Out door Lan connector jacket constitution (I)



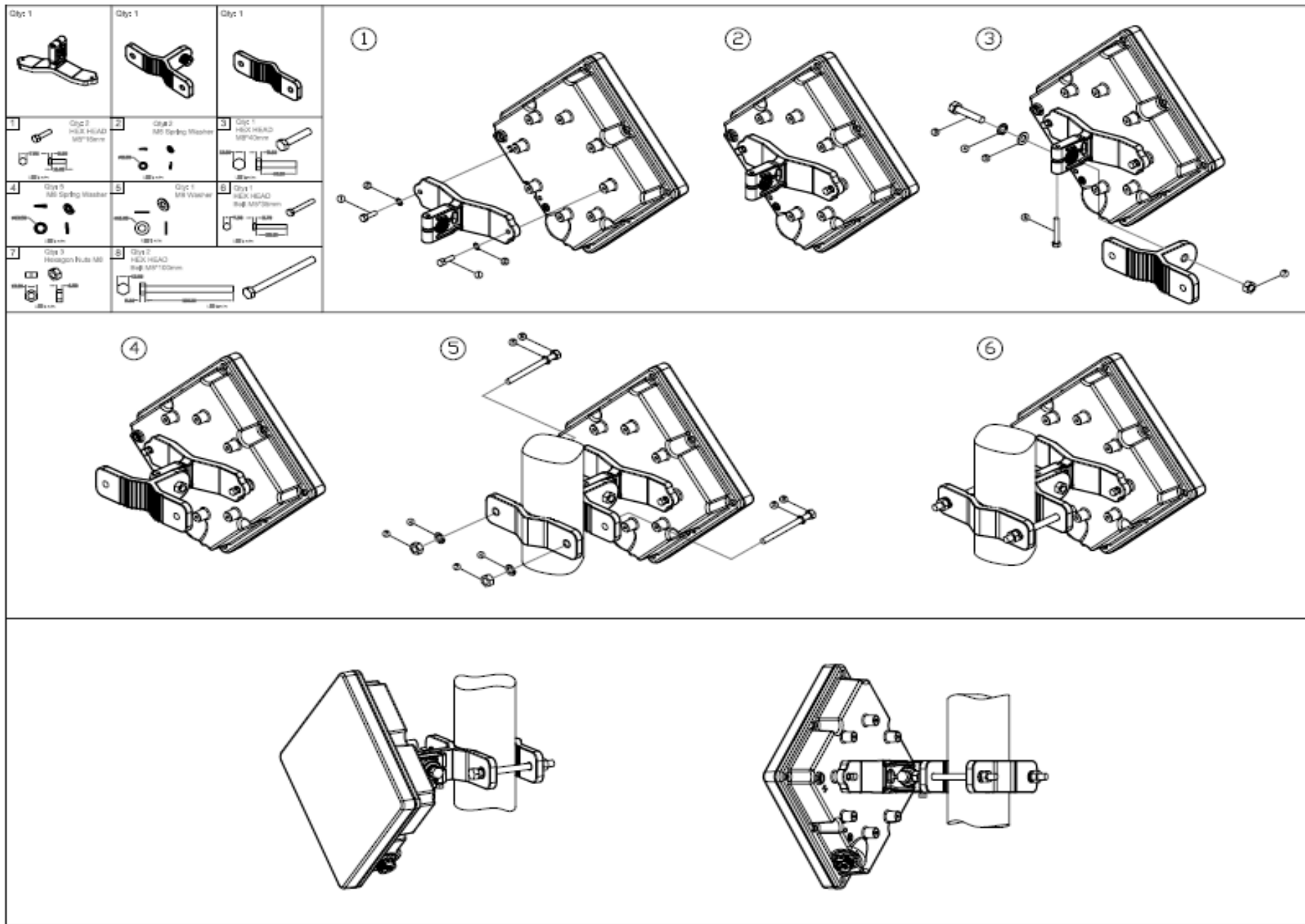
Out door Lan connector jacket constitution (II)



Out door Lan connector jacket constitution (III)



Diagrammed the Outdoor CPE installation Step (I)



Diagrammed the Outdoor CPE installation Step (II)

1 Important Safety Notices

1.1 Safety Recommendations

WARNING


It is strongly recommended that end-users of the equipment observe all warnings and cautions during operation, installation, and maintenance of the system.

Failure to comply with these warnings and cautions, or with specific warnings and cautions elsewhere in the manuals, or displayed directly on system equipment, violates the safety standards incorporated into the design, manufacture, and intended use of the system equipment.

Redline Communications assumes no liability for the customer's failure to comply with these requirements.

1.2 Important Warning Symbols


The following symbols may be encountered during installation or troubleshooting. These warning symbols mean danger. Bodily injury may result if you are not aware of the safety hazards involved in working with electrical equipment and radio transmitters. Familiarize yourself with standard safety practices before continuing.



Electro-Magnetic Radiation



Important Safety Notice



High Voltage


1.3 RF Exposure Warnings



WARNING

To satisfy RF exposure requirements (EN 50385) for RF transmitting devices, where an externally mounted antenna is employed in point-to-multipoint applications, each antenna must be separated from all persons by a distance of at least 50 centimeters. To ensure compliance, operations at closer than this distance is not recommended. The antenna used for this transmitter must not be collocated in conjunction with any other antenna or transmitter.

1.4 Safety Advisories

1.  **WARNING** Read this manual and follow all operating and safety instructions.
2. Installation of the system **must** be contracted to a professional installer.
3. Read this user manual and follow all operating and safety instructions.
4. PoE (Power over Ethernet) power adaptor caution:

PoE Power Adapter Caution

Warning to Service Personnel: 48 VDC

Standard Ethernet equipment may be damaged if connected directly to the 'Data + Power Output' port of a PoE power adaptor.

5. The power requirements are indicated on the product-marking label. Do not exceed the described limits.
6. Disconnect the power before cleaning.
7. Disconnect power when unit is stored for long periods.
8. The outdoor unit must not be located near power lines or other electrical power circuits.
9. The system must be properly grounded to protect against power surges and accumulated static electricity. It is the user's responsibility to install this device in accordance with the local electrical codes: correct installation procedures for grounding of the outdoor unit, mast, lead-in wire and discharge unit, location of discharge unit, size of grounding conductors and connection requirements for grounding electrodes.
10. Keep all product information for future reference.

1.5 Electrical Safety



WARNING

1. To minimize shock hazard, the equipment chassis and enclosure must be connected to an electrical ground. All power outlets and plugs must meet International Electrotechnical Commission (IEC) safety standards.
2. Do not operate the system equipment in the presence of flammable gases or fumes. Operation of any electrical equipment in such an environment constitutes a definite safety hazard.
3. Only qualified maintenance personnel may remove equipment covers to replace internal subassemblies, components, or perform internal adjustments.

Federal Communication Commission Interference Statement

This equipment has been tested and found to comply with the limits for a Class B digital device, pursuant to Part 15 of the FCC Rules. These limits are designed to provide reasonable protection against harmful interference in a residential installation. This equipment generates, uses and can radiate radio frequency energy and, if not installed and used in accordance with the instructions, may cause harmful interference to radio communications. However, there is no guarantee that interference will not occur in a particular installation. If this equipment does cause harmful interference to radio or television reception, which can be determined by turning the equipment off and on, the user is encouraged to try to correct the interference by one of the following measures:

- Reorient or relocate the receiving antenna.
- Increase the separation between the equipment and receiver.
- Connect the equipment into an outlet on a circuit different from that to which the receiver is connected.
- Consult the dealer or an experienced radio/TV technician for help.

FCC Caution: Any changes or modifications not expressly approved by the party responsible for compliance could void the user's authority to operate this equipment.

This device complies with Part 15 of the FCC Rules. Operation is subject to the following two conditions: (1) This device may not cause harmful interference, and (2) this device must accept any interference received, including interference that may cause undesired operation.

IMPORTANT NOTE:

Radiation Exposure Statement:

This equipment complies with FCC radiation exposure limits set forth for an uncontrolled environment. This equipment should be installed and operated with minimum distance **40** cm between the radiator & your body.

This transmitter must not be co-located or operating in conjunction with any other antenna or transmitter.

The availability of some specific channels and/or operational frequency bands are country dependent and are firmware programmed at the factory to match the intended destination. The firmware setting is not accessible by the end user.



always best connected

We provide best service and wireless solution in world wide!!

Green Packet Berhad, Taiwan Branch
4F., No.53, Lane 258, Rueiguang Rd.,
Neihu District, Taipei City 114, Taiwan
(R.O.C)

TEL: (886)-2-2627-1355

FAX: (886)-2-2627-2553