

---

## Autodesk Products Tip & Tricks

---

**Product:** Autodesk AutoCAD Architecture 2009  
**Topic:** Hidden line projection  
**Written by:** Michael Zeeveld, Senior Technical Engineer  
**Date:** March 27, 2009

Hidden line projection is another great buried tool that has been around from several releases.

The tool is buried to find, unless you know the command for it. Which by the way is: `_AecCreateHLR`.

Or you can pull it from the Content Browser onto your Tool Palette. See figure 1

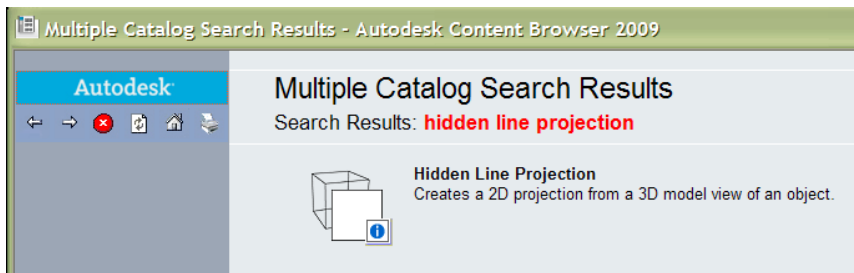


Figure 1

Start the command or tool.  
Select the objects.  
Use 0,0 as insertion point  
Yes to insert in plan view.

See figure 2 and 3 below




Figure 2




Figure 3

This created a 2d block, which can be useful to show clients or put on a cover sheet.