


Power tools for mechanical design



Autodesk AutoCAD Mechanical simplifies complex mechanical design work to help you create and revise drawings faster

Facing these issues?

- Productivity is limited by software that is not built specifically for mechanical design.
- Frequent design changes are creating hours of manual rework.
- Design errors and incorrect bills of materials (BOMs) and parts lists are keeping products from shipping on time.
- Updating existing drawings is costing your company valuable time.
- Inconsistent use of drafting standards is slowing down shop-floor production.
- Inability to find and reuse designs is forcing your teams to create too many drawings from scratch.

The standard in 2D mechanical design

With comprehensive libraries of standards-based parts, and tools for automating common design tasks, Autodesk® AutoCAD® Mechanical 2016 design and drafting software can help accelerate the mechanical design process. AutoCAD Mechanical provides innovative design and drafting tools that are wholly focused on ease of use for the Autodesk® AutoCAD® user. Keeping the AutoCAD user experience intact lets designers maintain their existing workflows while adopting the enhanced functionality of AutoCAD Mechanical at their own pace. Designers gain a competitive edge by saving countless hours of design and rework, so they can spend time innovating rather than managing workflow issues.

Maximize your productivity

Creating mechanical designs often requires spending valuable time on manual work-arounds to get the job done. Since AutoCAD Mechanical provides a simplified drafting environment for manufacturing and automates many manual tasks, it helps to improve the design experience and offers immediate efficiency gains. AutoCAD Mechanical delivers high-impact productivity tools to AutoCAD users performing updates and iterative design changes, reducing the amount of rework associated with these tasks. In addition, powerful dimensioning tools make adding, deleting, and editing dimensions faster and easier. Built to help save you time, AutoCAD Mechanical has a specific tool for almost every aspect of the mechanical drafting process.




Image courtesy of Parker Hannifin Corporation



Image courtesy of Parker Hannifin Corporation




Image courtesy of Prensa Jundiai S.A., Brazil




Image courtesy of Dynamic Structures Ltd.

Top 10 reasons to move from AutoCAD to AutoCAD Mechanical

1. 700,000 standard parts and features
2. Extended draw tools for manufacturing
3. Powerful and smart dimensions
4. Smart detailing tools
5. Support for international drafting standards
6. Associative balloons and BOMs
7. Automatic layer management
8. Smart hidden lines
9. Machinery generators and calculators
10. Associative CAD model documentation

Visit www.autodesk.com/products/autodesk-autocad-mechanical for more details.

Reduce errors and inconsistencies

When creating mechanical drawings, designers can sometimes inadvertently introduce errors and design inconsistencies, wasting time and money. AutoCAD Mechanical includes libraries of more than 700,000 standard parts and supports international drafting standards, helping users to meet design requirements in the global marketplace consistently. AutoCAD Mechanical software also lets detailers document native Autodesk® Inventor® models in the familiar AutoCAD drafting environment. This associative workflow automatically synchronizes drawings with the 3D model, which helps to reduce errors and inconsistencies and can save hours of rework. Clear and consistent communication in the design and documentation process helps team members avoid delays and errors on the shop floor, so your company can stay ahead of the competition.

Manage design data more effectively

Once a design is complete, it's important to share accurate design and part information with the teams responsible for ordering and manufacturing the product. Using software that is not purpose-built for these tasks often means creating crucial parts lists and BOMs by hand. With manual methods, even the smallest design change can introduce errors, resulting in delivery delays to the customer.

To help your organization prevent errors and costly delays, AutoCAD Mechanical is tightly integrated with Autodesk® Vault software, to promote more efficient and secure exchange of design data and facilitate earlier collaboration between design and manufacturing workgroups. Different workgroups can manage and track all components of a digital prototype with free* Autodesk® Design Review software—the all-digital way to review, measure, mark up, and track changes to designs—allowing for better reuse of crucial design data, management of BOMs, and collaboration with other teams and partners.

Now is the time

Want to get unparalleled productivity from your controls design process? Now is the time to make the move to AutoCAD Mechanical.

Autodesk Digital Prototyping is an innovative way for you to explore your ideas before they're even built. It's a way for team members to collaborate across disciplines. And it's a way for individuals and companies of all sizes to get great products into market faster than ever before. From concept through design, manufacturing, marketing, and beyond, Autodesk Digital Prototyping streamlines the product development process from start to finish.

Learn more or purchase

Access specialists worldwide who can provide product expertise, a deep understanding of your industry, and value that extends beyond your software purchase. To purchase AutoCAD Mechanical software, contact an Autodesk Premier Solutions Provider or Autodesk Authorized Reseller. Locate a reseller near you at [**www.autodesk.com/reseller**](http://www.autodesk.com/reseller).

Autodesk Education

Autodesk offers students and educators a variety of resources to help ensure students are prepared for successful design careers, including access to free* software, curricula, training materials, and other resources. Anyone can get expert guidance at an Autodesk Authorized Training Center (ATC®) site, and validate skills with Autodesk Certification. Learn more at [**www.autodesk.com/education**](http://www.autodesk.com/education).

Autodesk Subscription

Autodesk® Subscription gives you a greater advantage with powerful cloud-based services, access to the latest software, online technical support, and flexible licensing privileges.** Learn more at [**www.autodesk.com/subscription**](http://www.autodesk.com/subscription).

Autodesk 360

The Autodesk® 360 cloud-based framework provides tools and services to extend design beyond the desktop. Streamline your workflows, effectively collaborate, and quickly access and share your work anytime, from anywhere. Learn more at [**www.autodesk.com/autodesk360**](http://www.autodesk.com/autodesk360).

*Free products are subject to the terms and conditions of the end-user license agreement that accompanies download of this software.

**All Subscription benefits are not available for all products in all languages and/or regions. Flexible licensing terms, including previous version rights and home use, are subject to certain conditions.

Autodesk, the Autodesk logo, AutoCAD, ATC, Autodesk Inventor, and Inventor are registered trademarks or trademarks of Autodesk, Inc., and/or its subsidiaries and/or affiliates in the USA and/or other countries. All other brand names, product names, or trademarks belong to their respective holders. Autodesk reserves the right to alter product offerings and specifications at any time without notice, and is not responsible for typographical or graphical errors that may appear in this document. © 2015 Autodesk, Inc. All rights reserved.