



## Product Definition Document

Version 1.3



Note: This image is used for cabinet design reference only.

**Customer:**

**Country:** USA

**Model:** Colombo 2

**Roadmap Number:** DECT 80-4-2

**Cabinet Reference:** C01

# **Contents**

## **1 Feature List**

- 1.1 Core Roadmap Features
- 1.2 Deviations from Core Roadmap/Remarks

## **2 Panel Layout**

- 2.1 Handset
- 2.2 Base
- 2.3 Charger

# 1 Feature List

## 1.1 Core Roadmap Features

	DECT 80-4-2
<b>Display and Aesthetics</b>	
Primary Liquid Crystal Display	Refer to § 2.1
Secondary Display	
Icon set	
Key count	Refer to § 2
Animations	
LEDs / Indicators	Refer to § 2
Display Backlight	Refer to § 1.2
Backlit keypad Options	Refer to § 1.2
Idle Display	Handset Name, Date-Time
Other Display Options	
<b>Character Sets / Text</b>	
Font Description	Alpha-numeric, upper and lower case, some symbols
<b>General Features</b>	
GAP Compatibility	YES
Multi-base / Handset	4 Base / 5 Handsets
Base Station / Handset System Security (PIN code)	4-digit
Dialling Mode	Refer to § 1.2
Paging From base to handset(s)	YES
3 way conferencing (2 internal with 1 external)	YES
3 way conferencing plus simultaneous intercom	YES
Auto-talk / Standby	Yes, user can disable Auto-talk
Recall / Flash	Refer to § 1.2
Dialling Pause	YES, note there is a separate 1.5 second pause associated with a Recall stored in memory
Pre-dialling Facility	YES
Out-of-range Warning	Standby : visual; In Call : audible and visual
PABX Access code	Refer to § 1.2
Restore to Default Settings	Menu / key sequence
Alarm	YES
Walky Talky Feature	
Call Barring	YES
Low Battery Warning	Standby : visual In Call : audible and visual
Call Timer	YES
Handset Power On/Off	YES
Microphone Mute Facility	YES

<b>Last Number Redial</b>	10 entries - Delete All / Selective Delete
<b>Display Languages</b>	Refer to § 1.2
<b>Ability To Name Handsets</b>	YES
<b>Organiser</b>	
<b>Keypad Lock</b>	YES
<b>Call Transfer Between Handsets</b>	YES
<b>Intercom Between Handsets</b>	YES
<b>Handset Priority</b>	
<b>Resident Games</b>	
<b>Downloadable Games</b>	
<b>Baby Call</b>	YES
<b>Other Features (H)</b>	Refer to § 1.2
<b>Other Features (L)</b>	
<b>Sounds / Audio</b>	
<b>Resident Ringer Melodies</b>	Handset: 10 - 8ch Polyphonic
<b>Ringer Volume Control</b>	Handset: 5 Levels + OFF
<b>Internal Calls</b>	No difference between External and Internal Calls
<b>Handset Receiver Volume Control</b>	Normal level 3(5 Levels available)
<b>Audio clips</b>	
<b>Vibrating Ringer (Handset)</b>	
<b>Keytone on/off</b>	YES
<b>Audio Quality Specifications</b>	
<b>Echo Cancellor</b>	
<b>Handset Amplification</b>	
<b>Handsfree</b>	Handset: Separate volume control with earpiece
<b>Hearing Aid Compatibility</b>	Refer to § 1.2
<b>Wired Headset Compatibility</b>	Refer to § 1.2
<b>Phonebook Features</b>	
<b>Phonebook</b>	Handset: 100, available in idle/during talk
<b>Copy Phonebook across handsets</b>	YES
<b>SIM Reader / Writer</b>	
<b>Menu option to Empty Phonebook</b>	YES
<b>Save Number in pre-dial mode</b>	YES
<b>Copy Caller ID entry to phonebook</b>	YES
<b>Copy Redial number to phonebook</b>	YES
<b>Caller ID Features</b>	
<b>Caller Display In Base</b>	
<b>Caller ID Mode</b>	FSK/DTMF
<b>Other Caller ID modes supported</b>	Refer to § 1.2
<b>Caller ID Type</b>	Type 1 and 2
<b>Can see both name and number on the display during incoming caller ID</b>	YES
<b>Calls List</b>	50, dynamic allocation between Received

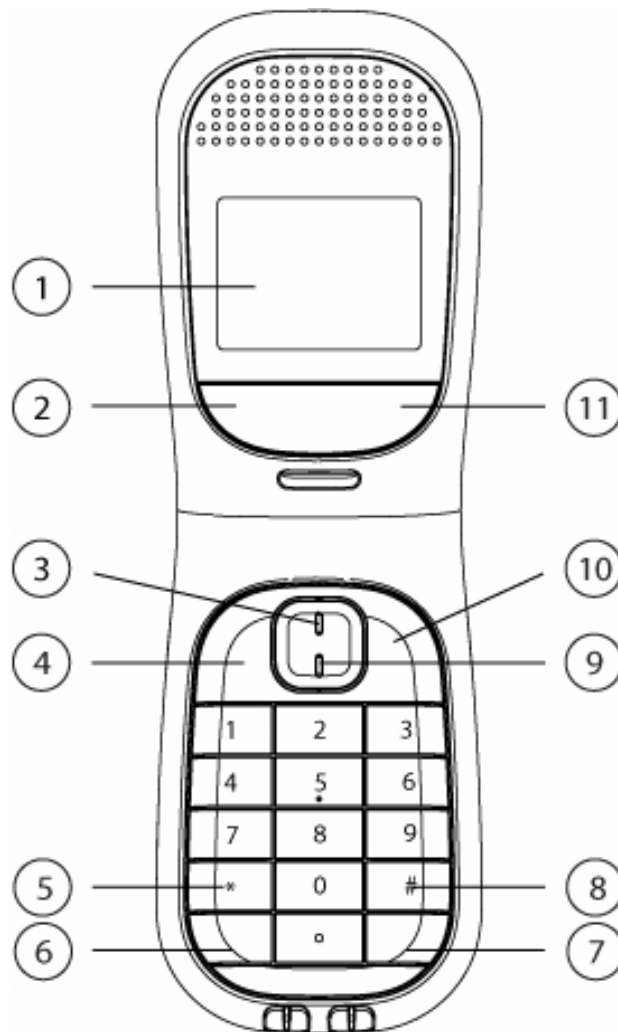
	and Missed
<b>Caller ID matching to Phonebook</b>	<u>Ringtones</u> : Resident - Direct Assignment;
<b>Calls List Includes Time / Date of Call</b>	YES, if network does not supply date and time, then this is taken from internal calendar
<b>Network Related Features</b>	
<b>Network Services Menu</b>	Refer to § 1.2
<b>Multi-Country Settings</b>	Refer to § 1.2
<b>Option to Disable RPAS</b>	Refer to § 1.2
<b>Hot Keys</b>	Refer to § 1.2
<b>Prefix Dialling</b>	Refer to § 1.2
<b>Area Code Management</b>	Refer to § 1.2
<b>Network Voice Mail Indication (FSK)</b>	Refer to § 1.2
<b>Answering Machine Features</b>	
<b>Voice Prompts</b>	Refer to § 1.2
<b>Outgoing Message</b>	1 x Answer & Record, 1 x Answer only (max recording time 3 minutes for each)
<b>Audible Message Alert</b>	NO
<b>Pre-recorded OGM</b>	YES
<b>Total Recording Time (excluding voice prompts)</b>	Refer to § 1.2
<b>Incoming Messages</b>	<u>Each ICM</u> : Max 3 minutes; <u>Max Number of messages</u> : 59
<b>Call Screening</b>	YES (handset or base screening can be enabled or disabled via handset menu)
<b>Call Intercept</b>	YES
<b>Memo Message</b>	YES, via Handset
<b>Message Counter</b>	Refer to § 1.2
<b>Message Playback Features</b>	Skip Back, Skip Forwards, Delete, Stop
<b>Message Full Indication</b>	YES
<b>Private Playback Via Handset</b>	YES
<b>Ring Delay Selector</b>	2-9, Toll Saver
<b>Remote Access ID</b>	4 digit, the same as PIN
<b>Remote Access Options</b>	<u>Messages</u> : Play, Delete (selective), Skip back, Skip forwards; Stop <u>General</u> : Switch on/off
<b>Technical Characteristics</b>	
<b>Last Number Redial Memory Length</b>	Refer to § 1.2
<b>Phonebook Name Length</b>	12 characters
<b>Memory Number Length</b>	24 Digits
<b>Handset Name Length</b>	10 characters
<b>Battery Type</b>	NiMH

## 1.2 Deviations from Core Roadmap/Remarks

<b>Display and Aesthetics</b>	
<b>Display Backlight</b>	Inverse display with white backlight
<b>Backlit keypad Options</b>	NO
<b>General Features</b>	
<b>Dialling Mode</b>	Please refer to default settings table
<b>Recall / Flash</b>	Timed Break only (Please refer to default settings table)
<b>PABX Access code</b>	NO
<b>Other Features (H)</b>	Baby Monitor, Call Barring, Intrusion Mode, GOOGLE key, ECO 1 and Energy Star Compliant
<b>Display Languages</b>	3 languages: English, Spanish and French
<b>Sounds / Audio</b>	
<b>Hearing Aid Compatibility</b>	YES
<b>Wired Headset Compatibility</b>	NO
<b>Caller ID Features</b>	
<b>Other Caller ID modes supported</b>	N/A
<b>Network Related Features</b>	
<b>Network Services Menu</b>	Menu hidden
<b>Option to Disable RPAS</b>	Menu selection (Please refer to default settings table)
<b>Hot Keys</b>	Empty
<b>Prefix Dialling</b>	Menu settings
<b>Area Code Management</b>	YES, 7/10/11 toggles
<b>Network Voice Mail Indication (FSK)</b>	Yes, Handset icon
<b>Answering Machine Features</b>	
<b>Voice Prompts</b>	English US
<b>Total Recording Time (excluding voice prompts)</b>	12 minutes
<b>Message Counter</b>	Single LED
<b>Technical Characteristics</b>	
<b>Last Number Redial Memory Length</b>	24 digits

## 2 Panel Layout

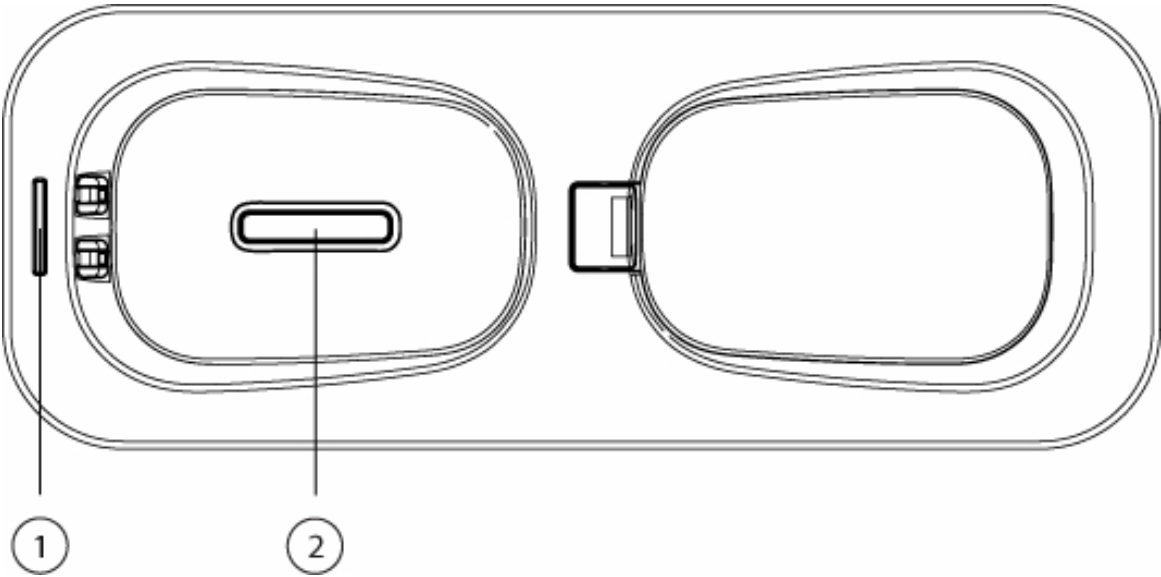
### 2.1 Handset



1	2-Line Black and White inverse, excluding icons; Alphanumeric Dot Matrix; 2 x 12 characters
2	Menu / OK
3	Enter Call Log menu / Volume Up / Scroll Up / <b>Answer Machine</b>
4	Talk On / Handsfree
5	*/ Engage Keylock / Switch from Pulse to Tone
6	Recall / Intercom
7	GOOGLE key
8	# / Ringer On/Off / Toggle upper and lower case in text editing mode <b>and Pause</b>
9	Enter Phonebook names list / Volume Down / Scroll Down
10	Talk Off / Power On/Off
11	Enter Redial List / Mute / Clear / back

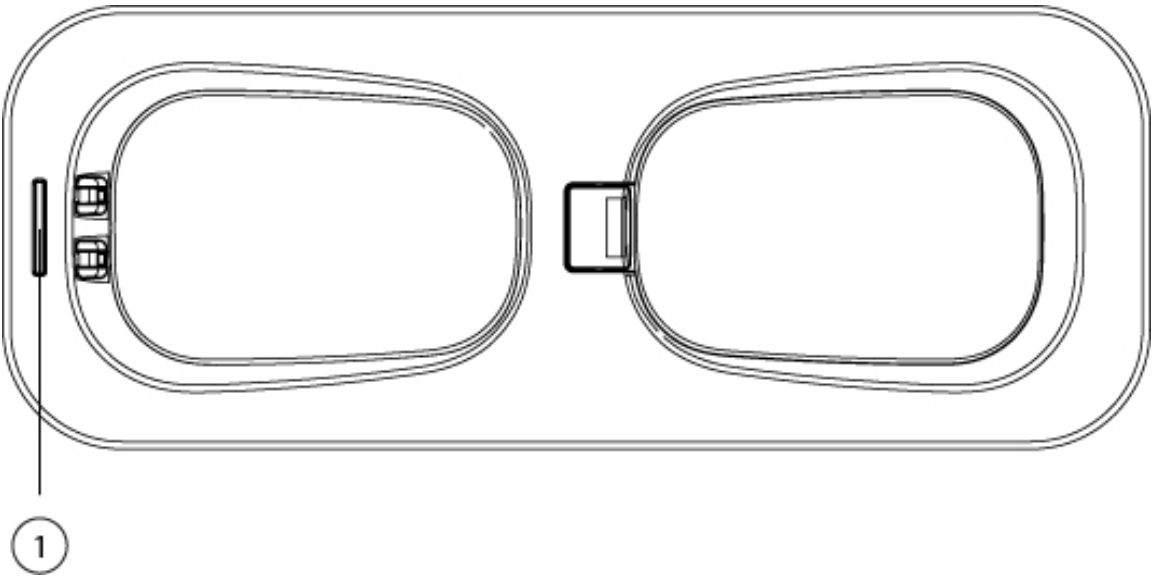
**Note:** Space is on KEY\_1.

2.2 Base



1	Charging and TAM LED <ul style="list-style-type: none"><li>▪ HS on charging + TAM On &gt; Orange</li><li>▪ HS on charging + TAM On + new messages &gt; Flashing Orange</li><li>▪ TAM On &gt; Green</li><li>▪ TAM On + new messages &gt; Flashing Green</li><li>▪ TAM Off + charging &gt; Red</li></ul>
2	Page Key

2.3 Charger



1	Charging Indicator LED
---	------------------------



*Caution:*

*WHEN PROGRAMMING EMERGENCY NUMBERS AND (OR) MAKING TEST CALLS TO EMERGENCY NUMBERS:*

- 1) Remain on the line and briefly explain to the dispatcher the reason for the call.*
- 2) Perform such activities in the off-peak hours, such as early morning or late evenings.*

## Warning:

This device complies with part 15 of the FCC Rules. Operation is subject to the following two conditions: (1) This device may not cause harmful interference, and (2) this device must accept any interference received, including interference that may cause undesired operation. Changes or modifications not expressly approved by the party responsible for compliance could void the user's authority to operate the equipment.

Modifications not authorized by the manufacturer may void users authority operate this device.

This Cordless phone meets the government's requirements for exposure to radio waves.

For Handset:

Your handset is a radio transmitter and receiver. It is designed and manufactured to exceed limits for exposure to radio frequency (RF) energy set by the Federal Communication Commission (FCC) of the U.S Government. These limits are part of comprehensive guidelines and establish permitted levels of RF energy for the general population. The guidelines are based on standards that were developed by independent scientific organizations through periodic and thorough evaluation of scientific studies. The standards include a substantial safety margin designed to assure the safety of all persons regardless of age or health.

The exposure standard for handset employs a unit of measurement known as the Specific Absorption Rate, or SAR. The SAR limit set by the FCC is 1.6 W/Kg. Tests for SAR are conducted using standard operating positions accepted by the FCC with the handset transmitting at its highest certified power level in all tested frequency bands. Although the SAR is determined at the highest certified power level, the actual SAR level of the phone while operating can be well below the maximum value. This is because the handset is designed to operate at multiple power levels so as to use only the power required to reach the network. In general, the closer you are to a wireless base station, the lower the power output.

Before handset is available for sale to the public in the U.S, it must be tested and certified to the FCC that it does not exceed the limit establish for safe exposure. The tests are performed in positions and locations (e.g, at the ear and worn on the body) reported to the FCC.

Please note that improvements to this product model could cause differences in the SAR value for later products, in all cases, products are designed to be within the guidelines.

This equipment complies with FCC radiation exposure limits set forth for an uncontrolled environment .

For Base:

This equipment complies with FCC radiation exposure limits set forth for an uncontrolled environment .This equipment should be installed and operated with minimum distance 20cm between the radiator& your body.

#### Customer Information

1. This equipment complies with Part 68 of the FCC rules and the requirements adopted by the ACTA. On bottom of this equipment is a label that contains, among other information, a product identifier of [US: GWEW400BDECT80C01]. If requested, this number must be provided to the telephone company.
2. If this equipment [Digital Cordless Telephone With Answering Machine] causes harm to the telephone network, the telephone company will notify you in advance that temporary discontinuance of service may be required. But if advance notice isn't practical, the telephone company will notify the customer as soon as possible. Also, you will be advised of your right to file a complaint with the FCC if you believe it is necessary.
3. The telephone company may make changes in this facilities, equipment, operations or procedures that could affect the operation of the equipment. If this happens the telephone company will provide advance notice in order for you to make necessary modification to maintain uninterrupted service.
4. If you experience trouble with this equipment, you disconnect it from the network until the problem has been corrected or until you are sure that the equipment is not malfunctioning.
5. Please follow instructions for repairing if any (e.g. battery replacement section); otherwise do not alternate or repair any parts of device except specified.
6. Connection to party line service is subject to state tariffs. Contact the state public utility commission public service commission or corporation commission for information.
7. If the telephone company requests information on what equipment is connected to their lines, inform them of:
  - a) The telephone number that this unit is connected to,
  - b) The ringer equivalence number [0.0B]
  - c) The USOC jack required [RJ11C], and
  - d) The FCC Registration Number [ GWEW400BDECT80C01]Items (b) and (d) are indicated on the label. The ringer equivalence number (REN) is used to determine how many devices can be connected to your telephone line. In most areas, the sum of the RENs of all devices on any one line should not exceed five (5.0). If too many devices are attached, they may not ring properly.

#### Service Requirements

In the event of equipment malfunction, all repairs should be performed by our Company or an authorized agent. It is the responsibility of users requiring service to report the need for service to our Company or to one of our authorized agents. Service can be facilitated through our office at:

Future Call LLC  
13425 S 37th Place Phoenix AZ 85044 USA